




Fishing methods used depend on the targeted species\* and the area fished (reef flats, lagoons or open sea). Some of the methods described below are still used but some have been replaced by modern techniques and a change in fishing to a more individual and less community-based activity. Gleaning is still a common traditional fishing method and is described in the Guide to information sheets on fisheries management for communities.

## 1. Hook-and-line

In the Pacific, hook-and-line gear was traditionally made from natural materials (fibres, wood, bones and shells), but modern materials (nylon and steel) are now used.

Two types of hooks are used:

- "J" hook: fishers must jerk the hook when they feel a fish taking the bait;
- circle hooks: fishers let the fish hook itself (hooks are "self hooking").



### Matira or Takiri

A line is cast into the water and the baited hook is either kept stationary or shaken. If a lure is used, it is made of shell, feather, metal or plastic. *Matira* is generally done at dawn or dusk.



**Target:** Small groupers, *ku* (squirrelfish) and *paoa*, *titiara* (trevally)

### Tiritiri

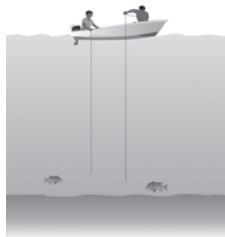
A handline ending in a baited hook is thrown in the sea and the fisher waits until a fish bites.

**Target:** Predatory fish such as *titiara*, *urua* (trevally), *angamea* (snapper), emperors and groupers



### // or drop stone fishing


A bait (mackerel scad, bigeye scad or flying fish) and a weight (usually a rock) are wrapped inside a leaf and tied with a slip knot. The package is lowered to the required depth (can be over 300 m) and then the line is jerked upwards. The movement opens the knot and frees the ground bait, also called "chum", around the baited hook.



**Target:** Deep-sea fish (cods, snappers) and pelagic\* fish (tuna, wahoo, marlins...)

### Tavere or Taverereve ku on canoes

Lines (10 to 15 m long) rigged with three to five hooks are towed or trolled from canoes. *Uru tavake*, or shiny white-strand ropes (made of coconut fiber), are attached to the hooks as lures.



**Target:** Squirrelfish

### Titomo

A small baited hook (using small pieces of fish sometimes mashed and mixed with ground coconut flesh) attached to a short length of line on a rod is used by a diver. Once the fish is hooked it is quickly flicked into a canoe.



**Target:** *Koperu* (mackerel scad) at dawn or dusk, or small *patuki* (groupers)

### Matau tamoe

A thick line is tied to a tree and placed out over the reef. A hook, baited with a live eel, is placed somewhere suitable (such as in a patch of soft coral) to stop it from shifting about with the swell and currents.



**Target:** Large trevallies

### Manga fishing

The gear consists of a monofilament line attached to a bent wire carrying two *tokos* (v-shaped piece of wood), each of them with a straightened steel hook attached to it. Baits consist of fillets of mackerel scad, flying fish or skipjack.

**Target:** Snake mackerel



## 2. Nets

### Pokipoki

A V-shaped hand net, made of wild hibiscus bark or coconut fiber, is dipped into the surge channel so that fish swimming past get entangled. The fish are then scooped up using hand nets.

### Maroro fishing

At night, flying fish are attracted to a boat by a bright light and caught with a scoop net. Nowadays, fishers use speed boats and a torch attached to a helmet. In the old days, burning dried coconut fronds were used as torches by fishers paddling canoes.

**Target:** Flying fish or *maroro*



### Rau (leaf sweep) fishing

Coconut fronds are tied together to form a "wall" to surround fish schools.\* A large number of fishers are involved in this method; some hold the *rau* while others beat the surface of the water with sticks to frighten the fish towards the *rau*. This technique is less and less used due to a shift: 1) towards the use of gill nets and 2) from community to individual fishing methods. The traditional method, involving many people walking on the reef, could cause considerable damage to corals.



## 3. Spear fishing

### Pata spearing

The gear consists of a Y-shaped piece of wood and rubber bands and a metallic spear. Teenage boys use *pata* to learn how to spear fish; nowadays, this method is, unfortunately, also used at night time, with an underwater torch to catch fish sleeping under corals.

**Target:** *Morava* (rabbitfish), parrotfish, trevally, drummerfish, surgeonfish, goatfish, mullet, snapper, emperor, squirrelfish, lobsters (occasionally at night)



## 4. Traps

### Pa

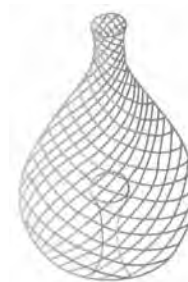
Stones are piled high and form a wall, which at falling tide intercepts the school and guides it towards a v-shaped apex from which the fish cannot escape.

**Target:** various types of fish



### Inaki

*Inaki* is a method used to trap freshwater eels. Bait is placed in a plaited basket designed to allow eels to enter the trap but not to exit.



## 5. Poisoning

### Utua or Ora papua fishing

The fruit of the *utu* (*Barringtonia* tree) *Barringtonia asiatica* and the roots of the vine *Derris* sp., *ora papua* were once used to poison fish in coral and enclosed areas. This practice has been banned because it did not only kill the target fish, but also other fish, shellfish,\* coral and particularly larvae\* in the area.