

# Pacific Group on Disability Statistics (PGDS) Project

## Multi-Year Work Plan 2024-2026

Final Approved by PGDS  
9 May 2024



## Contents

1. Project Overview .....	3
2. Vision.....	5
3. Disability Policy and PGDS Goals .....	5
4. Multi-year Work Plan and Project Governance .....	7
5. Reporting.....	8
6. Project Scope.....	8
7. Strategic Alignment.....	9
8. Theory of Change .....	11
9. Activities and Deliverables.....	14
Component 1: Disability Statistics governance and coordination.....	14
Component 2: Production of Disability Statistics Guidebook and Monographs.....	15
Component 3: Country Capacity Building and Engagement .....	16
10. Risk Management.....	19
11. Monitoring Evaluation and Learning.....	21
Annexes.....	23
Annex 1: Roles and Responsibilities.....	23
Annex 3: Activities, Deliverables, Results, Timeline and Responsibilities .....	25

## 1. Project Overview

The Pacific Group on Disability Statistics (PGDS) multi-year project, funded by the Australian Department of Foreign Affairs and Trade (DFAT), is an initiative aimed at improving data collection and analysis related to disability in the Pacific region.

This project will be undertaken from 1 April 2024 to 31 December 2026 with the aim to address the significant gaps in disability data and promote evidence-based policymaking to enhance the inclusion and well-being of persons with disabilities in the Pacific.

Key components in the project are as follows:

1. **Data Collection and Analysis:** The PGDS project supports efforts to collect, compile, and analyze disability-related data in Pacific Island countries. This includes conducting surveys, assessments, and studies to gather information on the prevalence, experiences, and needs of persons with disabilities across various domains such as health, education, employment, and social participation.
2. **Capacity Building:** The project focuses on building the capacity of national statistical offices, government agencies, disability focal points (DFPs), organisations of persons with disabilities (OPDs) and other relevant stakeholders in disability data collection, analysis and use. This involves providing training, attachments, technical assistance, and resources to strengthen the skills and knowledge of personnel involved in data collection, management and use.
3. **Development of Guidebook and Resources:** To facilitate effective data collection and analysis, the PGDS project develops and disseminates a standardized regional guidebook including resources tailored to the context of Pacific Island countries. These resources may include survey instruments, data collection protocols, and analytical frameworks designed to capture disability-related information accurately and comprehensively.
4. **Dissemination of Statistics for Use:** Statistics are strongest when they are used by persons with disabilities, governments, international organisations and others for planning, decisions and advocacy. The PGDS project develops and disseminates national disability monographs based on recent censuses and surveys, a regional monograph for all Pacific Island countries, useable short publications (like infographic fact sheets), and an interactive dashboard and regional dataset.
5. **Advocacy and Awareness:** The project advocates for the importance of disability-inclusive development and the use of disability data in policymaking and program planning. Through awareness-raising activities, knowledge-sharing events, and advocacy campaigns, the PGDS project seeks to promote greater understanding and appreciation of the rights and needs of persons with disabilities among policymakers, development practitioners, statistics organizations and the public.
6. **Collaboration and Partnerships:** The PGDS project fosters collaboration and partnerships among governments, development organizations, academic institutions, and civil society organizations working in the disability sector. By leveraging expertise, resources, and networks, the project aims to maximize impact and sustainability in advancing disability-inclusive development goals in the Pacific region.

Overall, the Pacific Group on Disability Statistics project plays a crucial role in strengthening the evidence base for disability-inclusive development efforts in the Pacific. By improving data quality, availability, and accessibility, the project contributes to more informed decision-making, better-targeted interventions, and ultimately, greater inclusion and empowerment of persons with disabilities in the region.

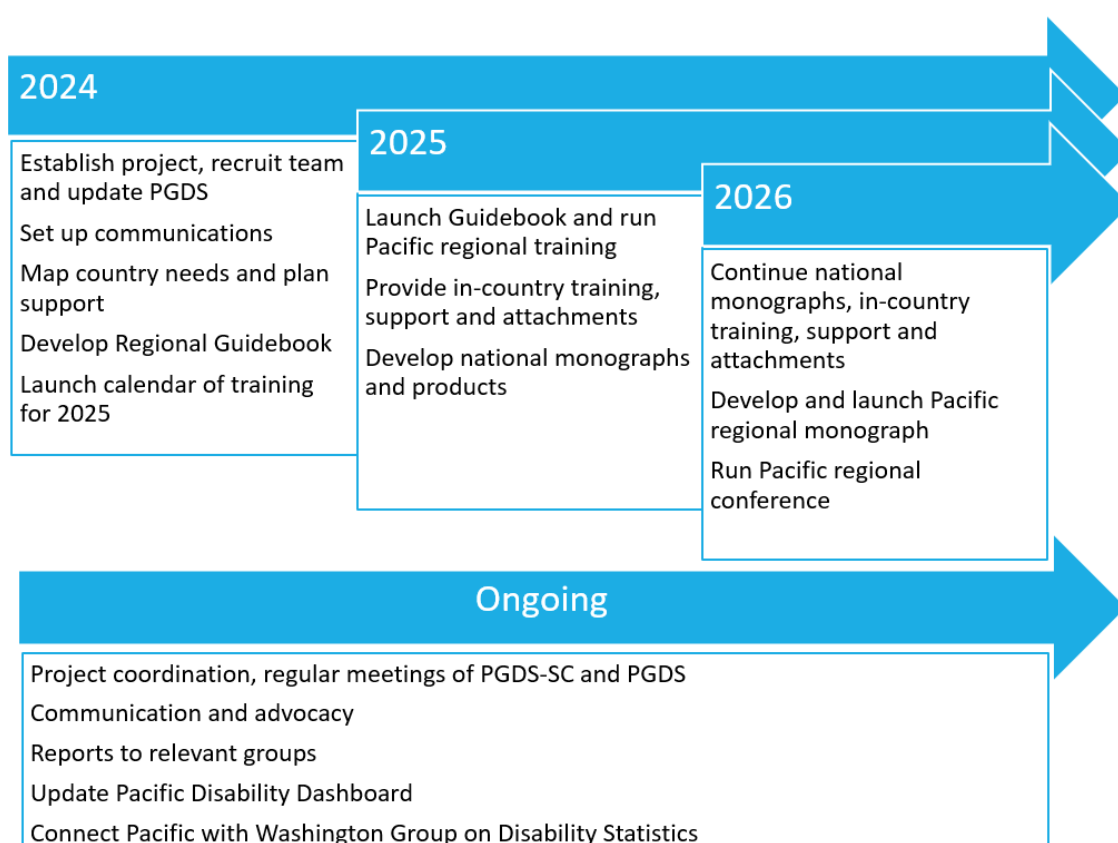


Figure 1. High Level Roadmap of PGDS project activities by year

This Multiyear Work Plan has been developed collaboratively by the following members of the PGDS Steering Committee and DFAT, and shared with the Washington Group on Disability Statistics (WG):

- Ms Taiaopo FAUMUINA (Samoa Bureau of Statistics)
- Mr James KAPHUKA (UNICEF)
- Mr Neori KETE (Fiji Bureau of Statistics)
- Ms Joella MARRON (DFAT)
- Mr Seta MENU (SPC)
- Ms Akhona NKENKANA (SPC)
- Mr Jonathan PEROTTI (DFAT)
- Mr Akuila SOVANIVALU (UNICEF)
- Ms Taobwe TASIE (Kiribati National Statistics Office)
- Ms Talei TUINAMUANA (PIFS)
- Ms Laisa VERETI (Pacific Disability Forum)
- Ms Evelyn WAREHAM (SPC)

## 2. Vision

The vision for the Blue Pacific continent by 2050 is one of peace, harmony, security, social inclusion, and prosperity, where all Pacific people can lead free, healthy, and productive lives.<sup>1</sup> Addressing the deep inequalities and barriers faced by over 1 million people with disabilities in the Pacific is a priority, with a call to collect, analyze, and disseminate disability-disaggregated data to inform policies and ensure more inclusive programs. Despite some achievements in health, disaster risk management, and policy alignment with the Convention on the Rights of Persons with Disabilities, challenges persist, especially in ensuring the full realization of the rights of persons with disabilities, particularly in education. Addressing these challenges is crucial to ensure that persons with disabilities have equal access to healthcare, education, employment opportunities, and are not excluded from everyday life activities, reducing the risk of worse socioeconomic outcomes and poverty for this vulnerable population group.

## 3. Pacific Regional Priorities and PGDS Goals

The 2050 Strategy for the Blue Pacific Continent sets regional priorities and will be implemented in line with the 2050 Strategy Implementation Plan, which was endorsed by Pacific Islands Forum Leaders in November 2023.<sup>2</sup> The 2050 Strategy Implementation Plan recognizes that “continued investments in national statistical and monitoring systems are important to ensure collection, analysis and use of high quality quantitative and qualitative disaggregated gender and disability inclusive data to track progress against outcomes. It is also important to track the effectiveness of resource mobilization, and investments in systems, people and skills needed to implement the priority regional collective actions.” This project will support the achievement of this objective.

Support for national government actions to promote, protect and fulfil the rights of persons with disabilities is at the heart of the Pacific Framework for the Rights of Persons with Disabilities (PFRPD) 2016-2025. This includes a goal to strengthen disability statistics and analysis. The Pacific Regional Conference on Disability 2023 Outcome Statement also highlighted data as a priority, calling on stakeholders to “Build on the progress and continue the regular collection of disability-disaggregated data and the barriers to participation that are relevant, timely, reliable, and comparable, and take the next steps of analyzing and disseminating information that informs policies, allows for the planning of more inclusive programs, and monitors that implementation is reaching the full diversity of people with disabilities”.<sup>3</sup> Persons with disabilities in the Pacific constitute one of the most marginalized and vulnerable population groups in the region, continuing to face stigma,

---

<sup>1</sup> 2050 Strategy for the Blue Pacific Continent, <https://forumsec.org/2050>.

<sup>2</sup> 2050 Strategy: Implementation Plan 2023-2030: Phase 1 Setting the Foundations Towards Transformational Change, [https://forumsec.org/sites/default/files/2024-03/2050-Strategy-Implementation-Plan\\_2023-2030.pdf](https://forumsec.org/sites/default/files/2024-03/2050-Strategy-Implementation-Plan_2023-2030.pdf)

<sup>3</sup> Outcome Document for Seventh Pacific Regional Conference on Disability “Nothing Without us: Deepening partnerships for an inclusive and equitable Blue Pacific Continent for persons with disabilities.” [https://pacificdisability.org/wp-content/uploads/2023/04/Final\\_Outcome-Documents\\_PDF-2023-7PRCD-Conference-Outcome-Statement.pdf](https://pacificdisability.org/wp-content/uploads/2023/04/Final_Outcome-Documents_PDF-2023-7PRCD-Conference-Outcome-Statement.pdf)

discrimination, and exclusion, and being disproportionately represented amongst the region's unemployed and poor. The number of persons with disabilities is rising and is expected to continue to rise on account of the impact of the NCD crisis and demographic trends – aging populations.

The Pacific Roadmap on Gender Statistics emphasises that data is a central pathway for measuring progress towards gender equality in the region.<sup>4</sup> This supports the Pacific Platform for Action for Gender Equality and Women's Human Rights (PPA) endorsed by ministers in 2017, which provides a roadmap for achieving gender equality and enhancing the wellbeing of all women and girls in all their diversity, including women with disabilities.

There have been some key achievements over the last few years including the inclusion of unmet health needs of persons with disabilities as part of the efforts towards universal health coverage. Significant steps have been taken towards the inclusion of persons with disabilities in disaster risk preparedness, response, and recovery through the inclusion of organizations of person with disabilities (OPDs). Several countries have conducted legislative and policy reviews to ensure alignment with the Convention on the Rights of Persons with Disabilities (CRPD).

Despite these achievements and commitments by Pacific Leaders to disability inclusion, there remain key challenges to be addressed so that the rights of persons with disabilities living in the Pacific can be fully realized. Children with disabilities remain less likely to benefit from education despite expenditure for disability inclusion concentrated on education, social protection, and health. The UN 2011 World Report on disability indicates that “many people with disabilities do not have equal access to health care, education, and employment opportunities, do not receive the services they require, and experience exclusion from everyday life activities”. Persons with disabilities are most at risk of experiencing worse socioeconomic outcomes and poverty than persons without disabilities.

The availability of disability and gender data is one of the key priorities in internationally agreed commitments and development frameworks, such as the Sustainable Development Goals (SDGs). Disability is referenced in various parts of the Sustainable Development Goals (SDGs) and specifically in parts related to education, growth and employment, inequality, accessibility of human settlements, as well as data collection and monitoring of the SDGs.

The Strategic Framework for Pacific Statistics, approved in 2023, is the guiding compass to strengthen the region's ability to meet these growing demands for data to support priorities for social inclusion, gender equality, and the rights of persons with disabilities.<sup>5</sup> It aims for all Pacific peoples, economies and environments to benefit from better data and evidence-based decision-making for sustainable development, supported by strong Pacific Island statistics systems that meet local and global needs for evidence-based policy, planning and monitoring. The Framework guides collective action to lift statistical performance, with the oversight and support provided by the regional governance framework for statistics.<sup>6</sup>

---

<sup>4</sup> Pacific Roadmap on Gender Statistics, <https://data.unwomen.org/publications/pacific-roadmap-gender-statistics>

<sup>5</sup> Strategic Framework for Pacific Statistics 2022-2030, <https://sdd.spc.int/strategic-framework-pacific-statistics>

<sup>6</sup> Regional Statistics Governance, <https://sdd.spc.int/regional-statistics-governance>

The Pacific Group on Disability Statistics (PGDS) formed in 2020, as a regional group of the global Washington Group (WG) on Disability Statistics, to support Pacific Island countries to produce and use reliable, valid and comparable disability statistics. The five key goals which the PGDS aims to achieve by 2030 are:

1. All data collections (census and national surveys) in the Pacific include the Washington Group on Disability Statistics (WG) tools and implement them as intended.
2. Data are analysed in a consistent and uniform manner – according to standardized regional templates.
3. Results are disseminated according to a region-specific framework.
4. A Regional Guidebook to Improve Disability Data Collection and Analysis in the Pacific Island Region.
5. A Pacific Regional Disability Monograph is produced.

## 4. Multi-year Work Plan and Project Governance

The project is guided by this joint multi-year work plan. The plan outlines the goals, activities and roles of implementing partners as well as targets and indicators for the project. The development of this plan has been governed by the members of the PGDS, with support from the Statistics for Development Division of the Pacific Community (SPC).

The multi-year work plan will be a living document and it will be actively maintained and updated, based on monitoring, evaluation and learning during the project. Supporting project management documents will be developed, including a project communications strategy, quarterly budget breakdown by components / activities, MEL framework, and risk log. Country by country activity plans will be developed, based on data mapping and needs assessments for each country. Initial needs expressed by countries are included in annex 3.

The project is governed and led by an expanded PGDS and its core Steering Committee, to enable regional and national ownership. They are supported by a secretariat and convening capacity from SPC to enable effective regional governance.

The outputs and activities are delivered by staff in SPC (including one new full time staff member for disability statistics) working with short-term consultants and support from PGDS member organisations. Consultants will be procured to support the project and provide expertise for development of the regional guidebook, resources, training, analysis, monographs and other knowledge products. When short-term consultants are procured, priority will be given to qualified Pacific consultants.

## 5. Reporting

The project is required to produce the following reports:

Report to	Frequency	Report Due	Comments
PGDS Steering Committee	Quarterly	First month after the end of the quarter	Project status reports covering targets, deliverables, risks, budget and results reporting.
PGDS Members	Six-Monthly	June and December	Reports highlighting progress and upcoming activities
DFAT	Annual	1 March 2025	Progress report against the Multi-year Work Plan and PGDS project financial statement for 2024
DFAT	Annual	1 March 2026	Progress report against the Multi-year Work Plan and PGDS project financial statement for 2025
DFAT	Annual	1 March 2027	Final progress report against the Multi-year Workplan for the PGDS Project and PGDS project financial statement for 2026
Regional Governance Groups for statistics	As needed	As needed	Reports requesting support and highlighting progress to the Heads of Planning and Statistics (HOPS), Pacific Statistics Standing Committee (PSSC), Pacific Statistics Methods Board (PSMB), Donor and Development Partners Group (DDPG) and other groups.
Regional Groups for Disability	As needed	As needed	Reports requesting support and highlighting progress to the Regional Reference Group on Disability (RRGD) and other groups
Washington Group on Disability Statistics (WG)	Annual	November	Report on disability statistics progress and plans in the Pacific region

Presentations, reports and progress updates from the PGDS project will also be provided for other relevant regional bodies, including regional governance groups for statistics, the biennial Pacific Disability Conference, and regional groups for disability.

## 6. Project Scope

The funding allocated by DFAT is intended to implement a program to strengthen the capacity to collect, analyse and disseminate disability statistics in the Pacific region and to achieve cohesive and sustained increase in disability statistics capacity across the Pacific region across three areas:

### 1. Disability statistics coordination

- Coordination and secretariat support for the Pacific Disability Statistics Program governed and led by an expanded Pacific Group on Disability Statistics (PGDS) and its Steering Committee

### 2. Disability statistics monographs and guidance; and



- Analysis of data and production of monographs, fact sheets, policy briefs and other products at national and regional level
- Production of guidance and tools to strengthen National Statistical Offices (NSOs) capacity for data collection, analysis and use

### 3. Pacific country capacity building and engagement

- Capacity building using a range of modalities to enable NSOs to collect data, conduct analysis and share results.
- Engagement with organisations of people with disabilities and other' stakeholders throughout the data value chain from collection to use.

The project scales up and enhances the existing work on disability statistics by PGDS partners and the Statistics for Development Division of SPC. The PGDS and SPC will coordinate multiple activities among member countries to achieve their goals including enhanced cooperation and facilitation, engagement of stakeholders and strengthening and capacity building.

## 7. Strategic Alignment

The Pacific Group on Disability Statistics (PGDS) project plays a vital role in addressing data gaps and promoting disability-inclusive development in the Pacific region. This section outlines how the objectives and activities of the PGDS project are aligned with regional strategic priorities.

The PGDS project supports the 2050 Strategy Implementation Plan, and in particular the thematic area on People Centred Development and the cross-cutting regional collective action for accelerated implementation and appropriate resourcing for holistic approaches to gender equality, social inclusion and human rights across all sectoral strategies and frameworks including taking a twin tracked approach to disability inclusion. The project is responsible for the regional collective action to “Strengthen the utilisation and analysis of the Washington Group Short Set of Questions in national census and surveys.” This will strengthen understanding of the services, policies and infrastructure needed to enable the six pre-conditions to disability inclusion to be recognised and applied across the Pacific. By strengthening national and regional disability data collection, production and dissemination, the PGDS project will support expansion of SDG indicators for the Pacific enabling measurement of progress on thematic area in the 2050 Strategy, for example through:

- SDG 4 on inclusive and equitable quality education focuses on eliminating gender disparities in education and ensuring equal access to all levels of education and training for the vulnerable, including persons with disabilities.
- SDG 8 promotes inclusive economic growth, with the aim to achieve full and productive employment and decent work for all women and men, including for persons with disabilities, and equal pay for work of equal value.
- SDG 10 strives to reduce inequality within and among countries by empowering and promoting the social, economic and political inclusion of all, including persons with disabilities.

- SDG 11 aims to make cities and human settlements inclusive, safe and sustainable, with special attention to the needs of those in vulnerable situations, such as persons with disabilities.

The PGDS project will enhance the implementation of two actions in the PFRPD, building on the progress that has been made since the PFRPD was introduced in 2016:

- Continued regional support is provided to develop national census questionnaires that include questions on disability that meet the standards of the 'Washington Group' or similar internationally recognised data collection tools; and
- Pacific island countries publish monographs on disability drawing on national survey and census data.

The PGDS project is tightly aligned with the Strategic Framework for Pacific Statistics 2022-2030, enabling progress towards its key focus areas on collecting the right data, strengthening capacity, embedding good methods, and governing and coordinating activity. It will report to the regional statistics governance groups, to ensure close alignment, shared ownership and consistent oversight. The connections between focus areas includes:

1. **Data Collection:** The PGDS project contributes to the strategic objective of expanding data collection and analysis to address key gaps for Pacific Island countries (PICTs). By supporting the collection of disability-related data and promoting the use of standardized methodologies, the project strengthens the region's statistical infrastructure and data availability.
2. **Capacity Building:** Capacity building is a central pillar of both the PGDS project and the SFPS. The PGDS project provides training and technical assistance to national statistical offices and other stakeholders to improve their skills in disability data collection, management, and analysis. This aligns with the region's strategic objective of building the capacity of statistical agencies to produce high-quality, reliable data.
3. **Statistical Methods:** The PGDS project develops a guidebook including resources tailored to the context of Pacific Island countries and territories (PICTs) to facilitate effective disability data collection and analysis. These resources, such as survey instruments and data collection protocols, align with the region's strategic key focus area on developing standardized methodologies and tools to improve data comparability and quality across the Pacific.
4. **Advocacy and Use:** Advocacy for disability-inclusive development and awareness-raising activities are key components of both the PGDS project and SPC's strategic framework. By promoting the importance of disability data and advocating for its use in policymaking and project planning, the PGDS project contributes to the Pacific Statistical goal of fostering a culture of evidence-based decision-making and data-driven development in the Pacific.
5. **Collaboration and Partnerships:** Collaboration and partnerships are fundamental principles underlying both the PGDS project and Pacific Statistics strategic framework. The PGDS project collaborates with governments, development partners, civil society organizations, and other stakeholders to leverage resources, expertise, and networks for greater impact. This aligns with the region's strategic focus on governance and coordination of activity, as well as supporting the broader strategic goal to foster partnerships and collaboration to strengthen statistical systems and promote sustainable development in the Pacific.

The project will be undertaken in a way that connects across social inclusion, gender equality and disability to leverage the synergies in statistical methods, survey collections, analysis, and skills. The PGDS project connects closely to the five goals in the Pacific Roadmap for Gender Statistics:

1. Identification of priorities: Priority gender indicators are identified at the regional and national level. Connects to PGDS Regional Guidebook development and assessments of country priorities.
2. Production of quality gender data: The availability, quality, comparability, timeliness and relevance of gender data is enhanced. Connects to PGDS advocacy and support for census and surveys to collect data in a way that targets information needs for social inclusion.
3. Gender data analysis: Data is transformed into statistical information together with the national context needed to understand it. Connects to PGDS support for analysis and monograph development, and development of consolidate data set at regional level.
4. Gender data dissemination and use: Gender data is communicated effectively and in line with user's needs, to inform policy decisions, research and be useful for advocacy and accountability to achieve gender equality. Connects to PGDS actions to disseminate statistics and support use through training, communications and advocacy.
5. The enhancement of knowledge management and learning: A knowledge management system that is user friendly, promotes learning through a shared or open access platform and strengthens institutions is designed and implemented. Connects to PGDS development of a webpage to share guidance and learning materials on disability statistics.

By working in synergy with the region's strategic goals and collective actions, the PGDS project contributes to the advancement of disability-inclusive development and the achievement of sustainable development goals in the Pacific region.

## 8. Theory of Change

The Pacific Group on Disability Statistics (PGDS) project operates under a Theory of Change framework that outlines the pathway through which it aims to achieve its project outcomes and outputs. The Theory of Change provides a strategic roadmap for the PGDS' activities and interventions, guiding its efforts towards promoting disability inclusion and advancing the rights and well-being of persons with disabilities in the Pacific region.

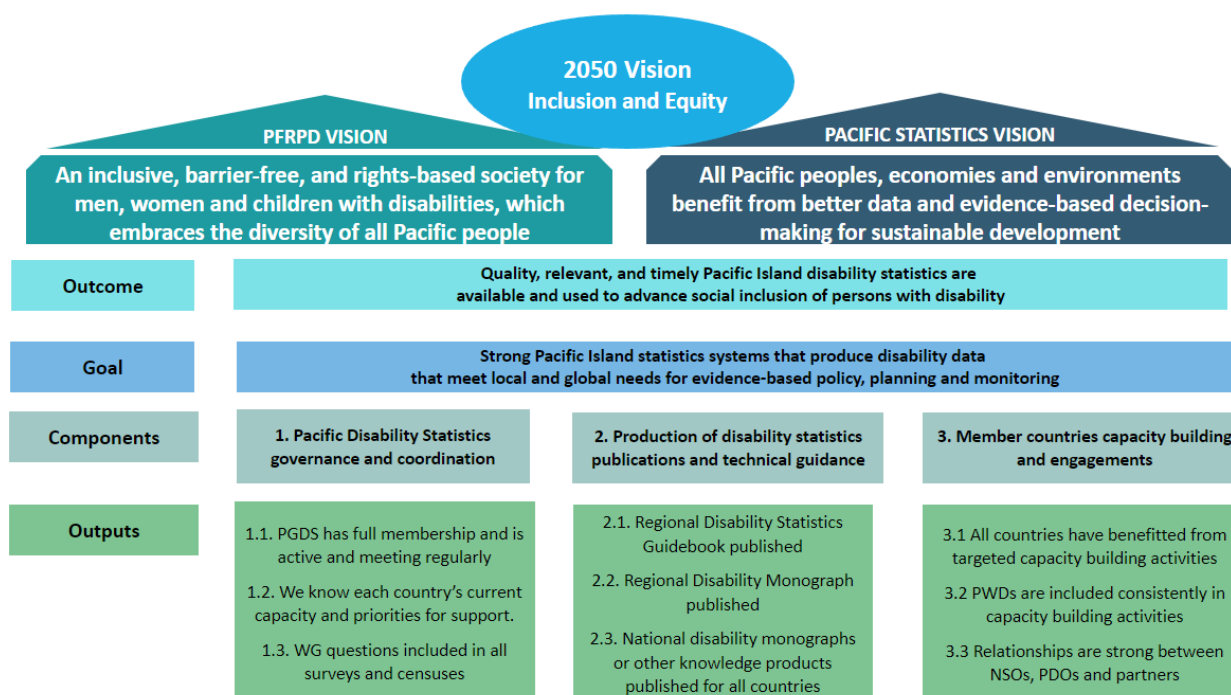


Figure 1: Theory of Change for Pacific Group on Disability Statistics project

### Alignment with Project Outcomes and Outputs:

1. **Project Outcome:** Improved Access to Services and Opportunities for Persons with Disabilities.
  - **Theory of Change:** The PGDS' Theory of Change posits that by providing statistics to support advocacy for policy reforms, capacity building of service providers, and awareness about disability issues, it can enhance access to essential services such as healthcare, education, employment, and social protection for persons with disabilities.
  - **Alignment:** The PGDS' activities, including advocacy campaigns, capacity-building workshops, and awareness-raising initiatives, contribute to the region's ability to achieve this outcome by addressing barriers to access and promoting disability-inclusive policies and practices.
  
2. **Project Goal:** Strengthened Disability Data Collection and Analysis Systems.
  - **Theory of Change:** The PGDS recognizes the importance of robust disability data in informing evidence-based policies and programs. It aims to strengthen national statistical systems by providing training, technical support, and resources to improve disability data collection, analysis, and dissemination.
  - **Alignment:** Through its capacity-building efforts and collaboration with national statistical offices, the PGDS works towards building the skills and infrastructure necessary to collect, analyze, and utilize disability data effectively, thereby contributing to this project outcome.
  
3. **Project Output:** Increased Participation and Representation of Persons with Disabilities in Decision-Making Processes.

- **Theory of Change:** The PGDS believes that empowering persons with disabilities to participate actively in decision-making processes is essential for promoting their rights and ensuring that policies and programs are inclusive and responsive to their needs.
- **Alignment:** The PGDS facilitates capacity-building workshops, leadership training, and advocacy initiatives aimed at enhancing the voice and representation of persons with disabilities in various forums, including government bodies, civil society organizations, and community groups. These efforts directly contribute to increasing their participation and influence in decision-making processes.

4. **Project Output:** Enhanced Collaboration and Partnerships for Disability Inclusion.

- **Theory of Change:** The PGDS recognizes that addressing complex challenges related to disability inclusion requires collaboration and partnerships among diverse stakeholders, including governments, development agencies, civil society organizations, and persons with disabilities themselves.
- **Alignment:** The PGDS fosters collaboration and partnerships through joint initiatives, networking events, and knowledge-sharing platforms aimed at mobilizing collective action and resources towards disability inclusion. By facilitating dialogue and cooperation among stakeholders, the PGDS contributes to achieving this project output.

In summary, the Pacific Group on Disability Statistics' Theory of Change provides a strategic framework for aligning its activities and interventions with the project's outcomes and outputs. By addressing barriers, building capacity, empowering persons with disabilities, and fostering collaboration, the PGDS works towards advancing disability inclusion and promoting positive change in the Pacific region.

## 9. Activities, Deliverables and Results

The activities in the project are phased over three years from April 2024 to December 2026, and clustered by the three components of the project. Targeted activity plans will be developed for support for each country (see annex 3).

### Component 1: Disability Statistics Governance and Coordination

No.	Activity Description	Deliverables	Results
<b>Component 1: Pacific Disability Statistics Governance and Coordination</b>			
<b>PGDS project coordination</b>			
1.01	Establish the Pacific Disability Statistics multiyear workplan and recruit project staff and consultants	Workplan, staff and consultants contracts	PGDS Project plan finalised and staff recruited
1.02	Coordinate and manage the Pacific Group on Disability Statistics Project	Quarterly status reports, annual reports to DFAT	The project is effectively coordinated and implemented on time, annual reports submitted on a timely basis to DFAT
1.03	Fully establish the Pacific Group on Disability Statistics (PGDS)	Terms of Reference, invitation to join, membership list	PGDS-SC is fully established with its ToR clearly defined to guide the project and its committee members.
1.04	Convene quarterly meetings of the PGDS steering committee	Meeting agendas and reports	Quarterly steering committee meetings are conducted in a timely manner and project issues addressed and resolved on time.
1.05	Convene full PGDS meeting twice each year (online or in person)	Meeting agendas and reports	Bi-annual PGDS meeting is conducted in a timely manner, increased engagement and knowledge sharing
<b>Advocacy and communication</b>			
1.06	Develop communication and engagement strategy, including mapping of stakeholders	Stakeholder mapping and communication strategy	Stakeholder mapping and communication strategy is developed on time for project use
1.07	Develop communication materials and webpage to promote Pacific Disability Statistics	Communication materials, web page	Communication materials are developed and distributed in a timely manner. PGDS web page is successfully designed, launched and maintained for regional information sharing.

No.	Activity Description	Deliverables	Results
1.08	Launch Guidebook and present PGDS project at Pacific Disability Conference (Mar/Apr 2025)	Presentation, communications material	The Pacific disability community is aware of and supports the PGDS project and Guidebook
1.09	Engage with relevant regional governance groups, partners and stakeholders to strengthen disability statistics work and uptake of disability statistics.	Reports to WG, PSSC, HOPS, PSMB, DDPG, FEMM, RRGD and other groups	Regular in-person engagements to strengthen uptake of disability statistics. Tailored reports meet needs of target groups (WG, PSMB, PSSC, HOPS, DDPG, FEMM, RRGD, Disability Task Force)
<b>Country data and capacity assessments</b>			
1.10	Map existing disability data availability, demand and use for Pacific Island countries	Mapping of disability data	Stakeholder mapping of disability data demand and use is thoroughly conducted with updated information readily available for the project's use
1.11	Assess capacity building needs for disability statistics in each Pacific Island country	Summary report and support plan for each country	SWOT analysis for each member country disability statistics knowledge gaps is completed on time for project use

## Component 2: Production and Dissemination of Disability Statistics Guidebook and Monographs

No.	Activity Description	Deliverables	Results
<b>Component 2: Production and Dissemination of Disability Statistics Guidebook and Monographs</b>			
<b>Regional Guidebook</b>			
2.01	Produce a Regional Guidebook to improve disability data collection and analysis, including list of indicators, standard questionnaires, standard guidance for enumerators, tabulation plans, template reports for monographs, analytical tools, etc	Regional Guidebook approved by PSMB	Methodologies are standardised, enabling the project to deliver standard products for statistics collection and dissemination.
2.02	Identify and implement new innovations to collect disability data	Reports on innovations	The project continues to encourage innovation and be innovative in data collection
<b>Disability statistics monographs and products</b>			

No.	Activity Description	Deliverables	Results
2.03	Support disability analysis by NSOs to enable them to collect and produce national statistics and indicators	Mission reports on technical assistance provided to NSOs	NSOs receive regular and appropriate support on disability data analysis
2.04	Develop, publish and launch national disability monographs, factsheets and other products to meet national needs and enable data use for national planning, policy and priorities.	Monographs, fact sheets, and other products	Disability monographs and other products published for at least 6 PICTs. These are known and used by governments, OPDs and others to meet national needs supporting governments' use of data and reporting obligation (CRPD, CRC, CEDAW, VNR and UPR)
2.05	Produce, publish and launch a Pacific Regional Disability Statistics Monograph	Monograph	A regional disability statistics monograph is produced consolidating data from all PICTs. This is known and used by regional governance groups, OPDs, DFPs and others to support regional policies and planning.
2.06	Expand and update the Pacific Disability Statistics Dashboard	New data points added	Dashboard is accessible and is expanded and updated with new data points as these become available from national and regional analysis.

### Component 3: Country Capacity Building and Engagement

No.	Activity Description	Deliverables	Results
<b>Component 3: Countries Capacity Building and Engagements</b>			
<b>In-country trainings and technical assistance</b>			
3.01	Deliver in-country training for NSOs and data producers on collection, production and dissemination of disability statistics using Regional Guidebook	Training materials, workshop reports	Successful training delivered in at least 6 PICTs, increased capacity of NSOs and others to collect, produce and disseminate disability statistics in accessible format using consistent regional methods



No.	Activity Description	Deliverables	Results
3.02	Provide in-country training for survey and census enumerators on use, value and ethics of WG questions with disability sensitization	Workshop reports	Training on WG questions and disability sensitization included in enumerator training for all PICTs undertaking MICS, HIES and other national survey and census collections
3.03	Develop and deliver in-country training for planners, government agencies, DFPs, OPDs, persons with disabilities and others on use and understanding of disability statistics	Training materials, workshop reports	Successful training delivered in at least 6 PICTs, increased capacity of OPDs , government and other agencies to use data for decisions making
3.04	Develop guidance and deliver in-country training on disability ethics in PICTs	Training materials, workshop reports	Disability ethics and guidelines training is successfully delivered and training recipients report improvement in knowledge of ethics in disability data collection
<b>Regional trainings and published resources</b>			
3.05	Develop training resources to support the Regional Guidebook, including standard module for inclusion in survey enumerator training	Training resources	Training material is accessible and is published and distributed in a timely manner for use. Materials are relevant, practical and understandable for all users.
3.06	Deliver regional conference / training on Regional Guidebook for disability statistics ( <i>in conjunction with Pacific Disability Conference 2025, if possible</i> )	Training materials, workshop reports	Successful training delivered for at least 20 participants from 10 PICTs, increased capacity of NSOs and other agencies to collect, produce and disseminate disability statistics using consistent regional methods
3.07	Organise south-south 2-4 week attachments between NSOs and with partners to develop capability by working alongside others	EOIs, Attachment reports	Attachments undertaken by at least 4 PICTs participants each year, Increased sharing of expertise between countries and partners
3.08	Develop and publish other online training materials and courses	Accessible online materials and courses	Increased number of online capacity building resources
3.09	Produce training materials and deliver multistakeholder workshops to support mainstreaming of disability statistics	Training materials, workshop reports	Materials used in training, increased awareness and inclusion of disability in economic, social and environmental statistics.
<b>International professional development</b>			

No.	Activity Description	Deliverables	Results
3.10	Sponsor 2-3 Pacific delegates to participate at the Washington group annual convening	Trip reports	Active Pacific Island participation in the Washington Group enabling Pacific to share its story, build increased connections and gain professional development
3.11	Host an international Washington group meeting in the Pacific region <i>(subject to agreement by WG)</i>	Agenda, papers, participants list	Meeting attended by at least funded 20 participants from 10 PICTs NSOs, DFPs and OPDs and other self-funded partners and stakeholders. Pacific disability statistics work shared internationally, increased profile of disability statistics work in PICTs, increased connections, professional development for PICT participants.

## 10. Risk Management

A set of initial risks for the project have been identified by the PGDS as part of the development of this multi-year work plan. A strengths, weaknesses, opportunities and threats assessment has also been developed for the PGDS more broadly. Together, these will form the basis for the project risk log. Risks will be assessed for likelihood and impact, owners will be allocated and treatments will be agreed for each risk, in alignment with SPC's Risk Management Framework. Risks will be monitored regularly and reported to the PGDS SC, as part of quarterly status reports.

#	Risk Description
PGDS_01.	Many competing priorities, resulting in PGDS members and partners finding it difficult to dedicate time and resources to the PGDS project
PGDS_02.	Staff turnover for disability focal points, NSOs and regional organizations, resulting in lack of continuity
PGDS_03.	Tendency to overpromise and under-deliver, resulting in activities not being completed to the planned timeline and undermining confidence
PGDS_04.	Lack of in-depth knowledge of Washington Group on Disability Statistics (WG) questions and understanding of disability and its definition and ethical considerations for disability, resulting in risks in the field collection phase
PGDS_05.	Partners and consultants are remote or do not understand the Pacific context, resulting in less effective activities for the region
PGDS_06.	Difficult to include everyone and to get work done effectively in online meetings, reducing representation and inclusion

*Table 1. Initial risks identified by PGDS in April 2024*

<b>PGDS SWOT ANALYSIS (APRIL 2024)</b>	
<p><b>Strengths</b></p> <ul style="list-style-type: none"> <li>• PGDS includes buy-in of regional partners and some countries and has strong support from regional and international agencies</li> <li>• PGDS SC has good collegiality and enjoy working together</li> <li>• Existing work program of PGDS is a guiding framework</li> <li>• Funding has been secured from Australia for implementation</li> <li>• Linkages to other regional priorities and work (policies and strategies 2050 Strategy, PFRPD)</li> <li>• High support and strong relationships with Pacific NSOs</li> <li>• Network with Pacific Regional Organisation of Persons with Disabilities (PDF) and its membership / OPDs</li> <li>• Commitment from NSOs and inclusion of WG questions in surveys</li> <li>• Strong relationship with Washington Group on Disability Statistics</li> </ul>	<p><b>Weaknesses</b></p> <ul style="list-style-type: none"> <li>• PGDS needs expanded membership for full regional representation</li> <li>• Haven't managed to produce monographs from most current collections / existing data – why?</li> <li>• Key dedicated focal point role not filled yet at SPC</li> <li>• Turnover of staff in NSOs and partners weakens continuity and capability</li> <li>• Funding process was slow to achieve – undermined momentum and capacity</li> <li>• Lack of active participation from some countries' NSOs due to conflicting priorities (e.g. with scoping questionnaire)</li> <li>• Lack of in depth knowledge of WG questions in the field</li> <li>• Lack of understanding of disability in its context and background by NSOs</li> <li>• Ethical considerations for disability create risks in the field</li> </ul>
<p><b>Opportunities</b></p> <ul style="list-style-type: none"> <li>• Regional Guidebook will enable us to be on same page and support data comparability</li> <li>• Pacific Regional Conference on Disability by PDF and PIFS (Mar/Apr 2025) – connections, advocacy</li> <li>• Budget to appoint a Disability Focal Point to coordinate the work</li> <li>• Analysis of existing data from WG in censuses and surveys</li> <li>• Further analysis of existing data in census and surveys to produce reports beyond the monograph.</li> <li>• Capacity building for disability statistics in the region</li> <li>• Reports on 2050 Strategy and to UN – opportunity to lift visibility.</li> <li>• Increase body of disability statistics * Advocacy campaigns</li> <li>• TOR update – get input from other stakeholders</li> <li>• Research opportunities</li> </ul>	<p><b>Threats</b></p> <ul style="list-style-type: none"> <li>• Many priorities at regional and national level – hard to dedicate time to this.</li> <li>• Staff turnover for disability focal points, NSOs and regional organisations</li> <li>• We may not find the right people to fill funded staff and consultancy roles</li> <li>• Not all NSOs have an allocated disability focal person – disability is part of a larger social statistics program with many areas (SDGs, gender, etc)</li> <li>• Lack of uptake/ownership by NSOs to use the WG questions in census and surveys</li> <li>• Sustainability of PGDS SC and continuity of funding (beyond 2027)</li> <li>• Political instability and geopolitics – impacts priorities and continuity</li> <li>• Natural disasters</li> <li>• WG short set of questions are insufficient to enable full data and analysis</li> </ul>

Figure 2. Strengths, weakness, opportunities and threats analysis for the Pacific Group on Disability Statistics

## 11. Monitoring Evaluation and Learning

Monitoring and evaluation play a crucial role in the Pacific Group on Disability Statistics (PGDS) project, ensuring its effectiveness, accountability, and impact in promoting disability inclusion and advancing the rights of persons with disabilities in the Pacific region. MEL supports:

**Accountability:** Monitoring and evaluation mechanisms provide transparency and accountability, allowing stakeholders to track the progress of the PGDS Project against its objectives and targets. This ensures that resources are utilized efficiently and that the project remains accountable to its funders, partners, and beneficiaries.

**Learning and Adaptation:** Monitoring and evaluation enable ongoing learning and adaptation by identifying what works well and what areas require improvement. By collecting data on project activities, outputs, and outcomes, the PGDS Project can make informed decisions, refine strategies, and adjust interventions to maximize impact and effectiveness.

**Evidence-Based Decision-Making:** Monitoring and evaluation generate evidence on the effectiveness of interventions, helping to inform evidence-based policymaking and project planning. By documenting successes, challenges, and lessons learned, the PGDS Project can advocate for policy reforms and resource allocation to support disability inclusion efforts in the Pacific.

A full MEL plan will be developed to guide MEL activities. This will integrate result indicators from the multiyear work plan. The aspects of the project to be monitored are:

- **Implementation of Activities:** Monitoring will track the implementation of various project activities, including capacity-building workshops, data collection initiatives, advocacy campaigns, and partnership development efforts. This will ensure that activities are conducted as planned and identify any challenges or delays that need to be addressed.
- **Reach and Coverage:** Monitoring will assess the reach and coverage of the PGDS Project among target populations, including persons with disabilities, government agencies, civil society organizations, and other stakeholders. This will help gauge the extent to which the project is reaching its intended beneficiaries and identify opportunities to expand its reach.

Aspects of the project to be evaluated are:

- **Project Outcomes:** Evaluation will assess the extent to which the PGDS Project has achieved its intended outcomes, such as improved access to services, strengthened data collection systems, increased participation of persons with disabilities, and enhanced collaboration and partnerships for disability inclusion.
- **Impact:** Evaluation will measure the broader impact of the PGDS Project on disability inclusion and the well-being of persons with disabilities in the Pacific region. This may include changes in policies, practices, attitudes, and social norms related to disability, as well as improvements in the quality of life and empowerment of persons with disabilities.

By monitoring the implementation of activities and evaluating project outcomes and impact, the PGDS Project can assess its effectiveness and make continuous improvements to advance disability inclusion in the Pacific.

The PGDS project will share its MEL learning with other groups undertaking work in related areas, such as the Pacific MEL community, the MEL working group for the Pacific Youth Development

Framework, the team working on implementation of the Pacific Roadmap on Gender Statistics, and the 2050 Strategy implementation MEL working group.

## Annexes

### Annex 1: Roles and Responsibilities

Organization	Principal Role
<b>Australian Department of Foreign Affairs and Trade</b>	Principal donor funding the PGDS project.
<b>Pacific Community (SPC) - Statistics for Development Division</b>	Co-chair and secretariat of the PGDS. Principal organisation for project delivery. The project funds one new full time dedicated role in SPC for disability statistics, responsible for coordination of the work, support for the PGDS, technical support in the implementation of statistical activities and delivery of statistical outputs related to disability and social inclusion. Project delivery will also include contributions from relevant SPC staff and procurement of the services of short-term consultants/ specialists to undertake statistical analysis, provide training, and develop guidance. SPC will also position the project in the regional statistics governance architecture to enable disability statistics priorities to be mainstreamed into Pacific statistics strategies, methods and programs.
<b>Pacific Disability Forum</b>	DFAT has allocated project funding to the PDF to strengthen the capacity of OPDs on the WG tools targeted for census and/or surveys to support the OPDs capacity and for advocacy and engagement with their NSOs (national statistics offices) on these tools for census and surveys. PDF is responsible for development of its multi-year work plan for this work, and will report to the PGDS on progress.
<b>Pacific Group on Disability Statistics (PGDS)</b>	Govern and deliver the PGDS project, consistent with national and regional priorities. PGDS is a regional group comprising Pacific Island NSOs, SPC, PIFS, PDF, UNICEF, and other regional and international organisations, OPDs, and national disability focal points. It was formed in 2020 under the aegis of the Washington Group to promote and support the production of Pacific-focused disability statistics. It is led by a smaller Steering Committee, which will lead the governance of the project.
<b>Pacific Islands Forum Secretariat (PIFS)</b>	PIFS will strengthen coordination and collaboration through regional convenings, in alignment with the implementation of the 2050 Strategy and, wherever possible, facilitate opportunities to highlight the work of the PGDS in various high-level fora. PIFS will strengthen engagement and collaboration with national disability focal points and development partners who work, directly or indirectly, to foster disability inclusion in the region through the Regional Reference Group on Disability (RRGD).
<b>Fiji Bureau of Statistics (FBOS)</b>	Represent interests and needs of NSOs from Melanesia on the PGDS Steering Committee.
<b>Kiribati National Statistics Office (KNSO)</b>	Represent interests and needs of NSOs from Micronesia on the PGDS Steering Committee.
<b>National Statistics Offices (NSOs)</b>	Represent country interests in the PGDS project on behalf of the national statistics system. Jointly lead and/or engage in relevant activities at national level in partnership with the PGDS project team.
<b>Organisations for Persons with Disabilities (OPDs) and Disability Focal Points (DFPs)</b>	Represent country interests in the PGDS project on behalf of persons with disabilities. Jointly lead and/or engage in relevant activities at national level in partnership with the PGDS project team.
<b>Samoa Bureau of Statistics (SBS)</b>	Co-chair of the PGDS and Pacific member of the Washington Group in Disability Statistics. Represent interests and needs of NSOs from Polynesia on the PGDS Steering Committee.

<b>UNICEF</b>	UNICEF will support NSOs to undertake MICS surveys that include Child and Adult Functioning modules designed to meet the needs of identifying and measuring disability children and adults, and support related analysis and monograph development.
<b>Washington Group on Disability Statistics (WG)</b>	Support PGDS to align with international approaches and keep current with emerging approaches.






















































SPC KRA	Strategic Framework on Pacific Statistics KEA	Activity Number	Activity Description	Deliverables	Results					2025				2026				RESPONSIBILITIES	
						Q2	Q3	Q4	Q1	Q2	Q3	Q4	Q1	Q2	Q3	Q4	Lead(s)	Contributor	
7	1	2.03	Support disability analysis by NSOs to enable them to collect and produce national statistics and indicators	Mission reports on technical assistance provided to NSOs	NSOs receive regular and appropriate support on disability data analysis													SPC and NSOs	PDF, WG, PGDS-SC
7	3	2.04	Develop, publish and launch national disability monographs, factsheets and other products to meet national needs and enable data use for national planning, policy and priorities.	Monographs, fact sheets, and other products	Disability monographs and other products published for at least 6 PICTs. These are known and used by governments, OPDs and others to meet national needs supporting governments' use of data and reporting obligation (CRPD, CRC, CEDAW, VNR and UPR)													SPC and NSOs	UNICEF, UNFPA, WG, PDF
7	1	2.05	Produce, publish and launch a Pacific Regional Disability Statistics Monograph	Monograph	A regional disability statistics monograph is produced consolidating data from all PICTs. This is known and used by regional governance groups, OPDs, DFPs and others to support regional policies and planning.													SPC	UNICEF, PDF, UNFPA, NSOs
7	1	2.06	Expand and update the Pacific Disability Statistics Dashboard	New data points added	Dashboard is accessible and is expanded and updated with new data points as these become available from national and regional analysis.													SPC	NSOs, UNICEF
			<b>Component 3: Country Capacity Building and Engagements</b>																
			<b>In-country trainings and technical assistance</b>																
7	1, 4	3.01	Deliver in-country training for NSOs and data producers on collection, production and dissemination of disability statistics using Regional Guidebook	Training materials, workshop reports	Successful training delivered in at least 6 PICTs, increased capacity of NSOs and others to collect, produce and disseminate disability statistics in accessible format using consistent regional methods													SPC and NSOs	WG, PGDS-SC, UNICEF
7	1	3.02	Provide in-country training for survey and census enumerators on use, value and ethics of WG questions with disability sensitization	Workshop reports	Training on WG questions and disability sensitization included in enumerator training for all PICTs undertaking MICS, HIES and other national survey and census collections													NSOs, SPC, UNICEF, PDF	WG, PGDS-SC
7	1	3.03	Develop and deliver in-country training for planners, government agencies, DFPs, OPDs, persons with disabilities and others on use and understanding of disability statistics	Training materials, workshop reports	Successful training delivered in at least 6 PICTs, increased capacity of OPDs, government and other agencies to use data for decisions making													SPC and NSOs	PDF, PGDS-SC
7	1	3.04	Develop guidance and deliver in-country training on disability ethics in PICTs	Training materials, workshop reports	Disability ethics and guidelines training is successfully delivered and training recipients report improvement in knowledge of ethics in disability data collection													PDF and OPDs	NSOs, PGDS-SC
			<b>Regional trainings and published resources</b>																
7	4	3.05	Develop training resources to support the Regional Guidebook, including standard module for inclusion in survey enumerator training	Training resources	Training material is accessible and is published and distributed in a timely manner for use. Materials are relevant, practical and understandable for all users.													SPC	PGDS-SC, WG
7	1	3.06	Deliver regional conference / training on Regional Guidebook for disability statistics (in conjunction with Pacific Disability Conference 2025, if possible)	Training materials, workshop reports	Successful training delivered for at least 20 participants from 10 PICTs, increased capacity of NSOs and other agencies to collect, produce and disseminate disability statistics using consistent regional methods													SPC	PGDS-SC, WG

SPC KRA	Strategic Framework on Pacific Statistics KEA	Activity Number	Activity Description	Deliverables	Results			2025				2026				RESPONSIBILITIES		
						Q2	Q3	Q4	Q1	Q2	Q3	Q4	Q1	Q2	Q3	Q4	Lead(s)	Contributor
	1	3.07	Organise south-south 2-4 week attachments between NSOs and with partners to develop capability by working alongside others	EOIs, Attachment reports	Attachments undertaken by at least 4 PICTs participants each year, Increased sharing of expertise between countries and partners													
7	1	3.08	Develop and publish other online training materials and courses	Accessible online materials and courses	Increased number of online capacity building resources											SPC	WG, UNICEF	
7	3	3.09	Produce training materials and deliver multistakeholder workshops to support mainstreaming of disability statistics	Training materials, workshop reports	Materials used in training, increased awareness and inclusion of disability in economic, social and environmental statistics.											SPC	UNICEF, NSOs, PDF, OPDs, DFPs	
			<b>International professional development</b>															
4, 7	5	3.10	Sponsor 2-3 Pacific delegates to participate at the Washington group annual convening	Trip reports	Active Pacific Island participation in the Washington Group enabling Pacific to share its story, build increased connections and gain professional development											SPC	WG, NSOs	
4, 7	5	3.11	Host an international Washington group meeting in the Pacific region <i>(subject to agreement by WG)</i>	Agenda, papers, participants list	Meeting attended by at least funded 20 participants from 10 PICTs NSOs, DFPs and OPDs and other self-funded partners and stakeholders. Pacific disability statistics work shared internationally, increased profile of disability statistics work in PICTs, increased connections, professional development for PICT participants.											SPC	WG, PGDS	

## Annex 3: Country Activity Plans

Specific plans will also be put in place to guide the activities at country level. These will be targeted based on the availability of recent country data for analysis and each country's identified priority needs for support development. Support will align with the census and survey calenda (see below), to provide training on the value, structure and ethics of disability questions at the start of collection, and support for analysis and monograph development following collection.

Pacific Island Countries and Territories	2023	2024	2025	2026	2027
American Samoa		 Agric	 PHC		
Cook Islands	 LFS	 HIES			
Federated States of Micronesia	 PHC  HIES  LFS				
Fiji (Republic of)	 LFS	 MICS PLUS	 HIES		 PHC
French Polynesia	 LFS  Agric  Business	 LFS  Business	 HIES  LFS  Business	 LFS  Business	 LFS  Business  PHC
Guam					
Mariana Islands (CNMI)					
Marshall Islands (Republic of)					
Solomon Islands		 MICS-DHS  HIES	 Agric	 LFS	
Kiribati	 HHL  HIES  FIDSS	 GES	 PHC		
Nauru	 HIES  MICS-DHS			 HHL	
New Caledonia	 LFS	 PHC			
Niue		 BES	 HIES		 PHC
Palau	 HIES	 HHL	 PHC		
Papua New Guinea	 HHL	 PHC	 HIES		
Samoa	 HIES	 MICS			

Pacific Island Countries and Territories	2023	2024	2025	2026	2027
	Disab				
Tokelau		Disab	MICS-DHS	HIES	PHC
Tonga	Agric LFS	MICS HIES		PHC	
Tuvalu			MICS-DHS	PHC HIES	
Vanuatu (Republic of)	MICS-DHS	HIES			
Wallis and Futuna	PHC				

**Legend**

- Agric - Agricultural census / survey
- BES - Business Economic Survey
- Business - Business survey
- COVID - COVID-19 Rapid Assessment Survey
- DHS - Demographic and Health Survey
- Disab - Disability survey
- FIDSS - Financial Inclusion Demand Side Survey
- GES - Gender and Environment Survey
- HIES - Household Income and Expenditure Survey
- HHL - Household Listing
- LFS - Labour force survey
- MICS - Multiple indicator cluster survey
- MICS PLUS - Multiple indicator cluster survey PLUS
- MICS-DHS - Multiple Indicator Cluster Survey with additional Demographic and Health Survey modules
- Other - Other Census and Surveys
- PHC - Population and Housing Census