

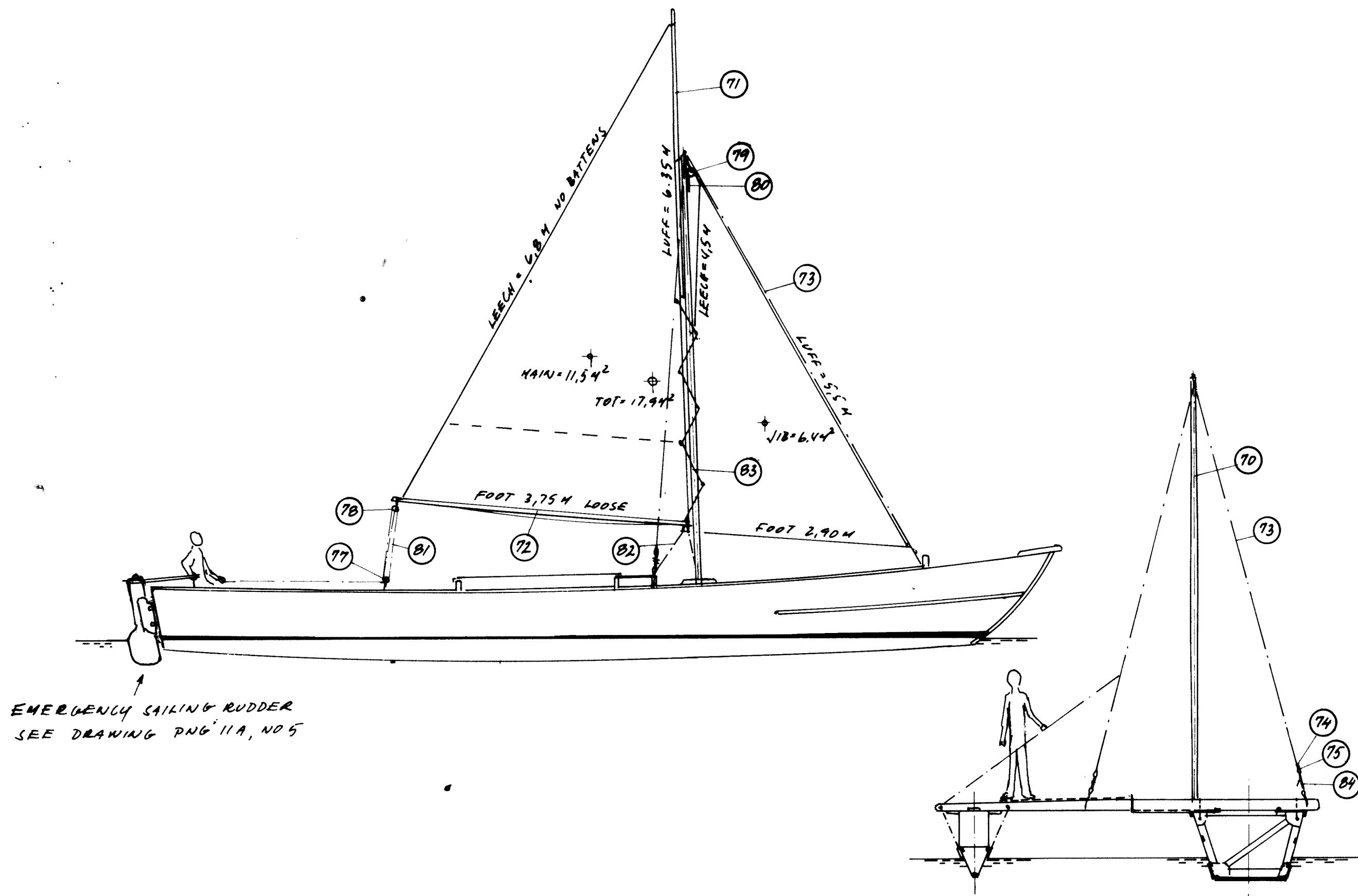
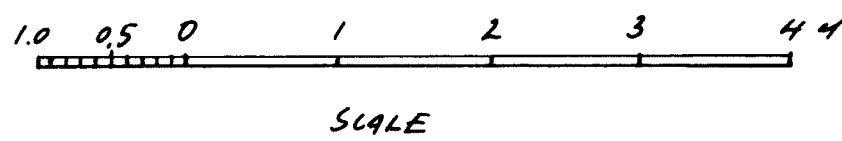
FAO copyright and disclaimer notices

This information product is intended to be used by anyone who wants to build a boat to a particular and suitable FAO design, it being understood that it is the responsibility of the intended user regarding the selection of a vessel design on the basis of its suitability for the intended fishery, sea state and weather and the availability of suitable construction material and building capability. Furthermore, it is the responsibility of the intended user to comply with national legislation for authorization to construct a fishing vessel and obtain approval of technical specifications. It being noted that the application to build a vessel must be accompanied by the specifications of mandatory safety equipment and outfit. In the case there is no national legislation in place for the design, construction and equipment of vessels FAO recommends that the intended user applies appropriate international standards, such as the FAO/ILO/IMO Safety recommendations for decked fishing vessels of less than 12 metres in length and undecked fishing vessels.

The designations employed and the presentation of material in this information product do not imply the expression of any opinion whatsoever on the part of the Food and Agriculture Organization of the United Nations (FAO) concerning the legal or development status of any country, territory, city or area or of its authorities, or concerning the delimitation of its frontiers or boundaries. The mention of specific companies or products of manufacturers, whether or not these have been patented, does not imply that these have been endorsed or recommended by FAO in preference to others of a similar nature that are not mentioned.

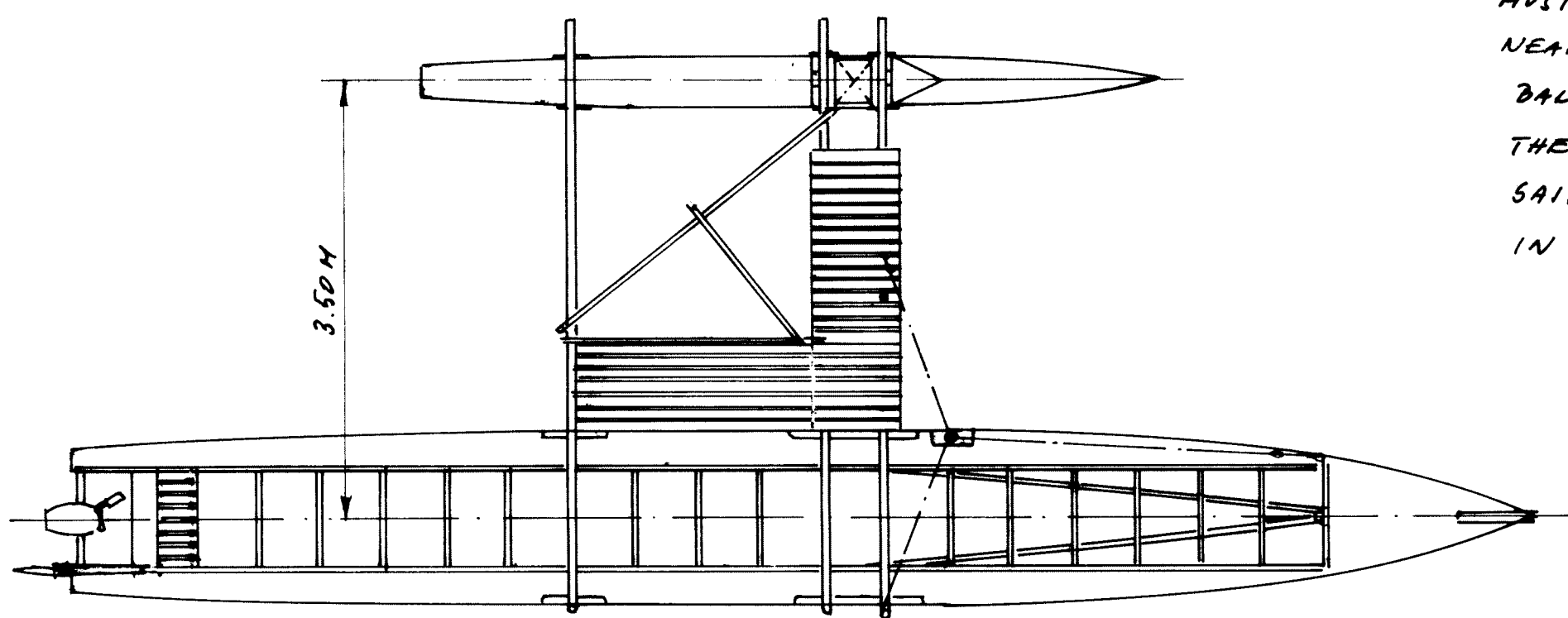
All rights reserved. FAO encourages the reproduction and dissemination of material in this information product. Non-commercial uses will be authorized free of charge, upon request. Reproduction for resale or other commercial purposes, including educational purposes, may incur fees. Applications for permission to reproduce or disseminate FAO copyright materials, and all queries concerning rights and licences, should be addressed by e-mail to copyright@fao.org or to the Chief, Publishing Policy and Support Branch, Office of Knowledge Exchange, Research and Extension, FAO, Viale delle Terme di Caracalla, 00153 Rome, Italy.

1. REVISION APRIL - 1987, *Q. Gullbrand*



EMERGENCY SAILING RUDDER
SEE DRAWING PNG 11A, NO 5

NOTE: WHEN SAILING WITH THE OUTRIGGER TO WINDWARD - ONE TO TWO PERSONS MUST BE PLACED ON THE BRIDGE NEAR THE OUTRIGGER ALTERNATIVELY BALLAST (SANDBAGS) CARRIED IN THE OUTRIGGER. SAILRIG IS MAINLY FOR EMERGENCY IN CASE OF ENGINE BREAKDOWN.



MAIN DIMENSIONS

LENGTH OVER ALL - 11.74 (38 FT)
BEAM HULL - 1.4 M
DEPTH MOULDED - 0.87 M
CUBIC NUMBER - 14.4³
LENGTH WATERLINE - 10.6 M (35 FT)
BEAM WATERLINE - 1.08 M
DRAUGHT - 0.27 M
DISPLACEMENT
LIGHT HULL OUTRIGGER
900 kg 110 kg
+ NET LOAD 1000 kg 0
= DWL 1900 kg 110 kg
MAXIMUM LOAD - 1600 kg
FREEBOARD AT MAXIMUM LOAD - 0.52 M
SERVICE SPEED: OUTBOARD 25 HP - 10 KNOTS
WITH 1 TON LOAD 15 HP - 8 --

MAST AND RIGGING

POS	ITEM	DIMENSION MM	NET LENGTH M	NOTES
70	MAST	90 ROUND	5.5	TAPER TO 80 AT ENDS
71	YARD	50 x 65	3.9	TAPERED TO 40 AT ENDS
72	BODY	60 x 75	3.9	TAPERED TO 50 x 60 AT ENDS
73	STAYS	4 MM	18	STAINLESS 1x19
74	TALUET SWAGES	FOR 4 MM		QUANT = 6 BRONZE
75	THIMBLE	--	--	-- 6 STAINLESS
76	THIMBLE	FOR 10 MM ROPE		-- 4 GALV
77	BLOCK DOUBLE	--	--	-- 1
78	BLOCK SINGLE WITH BECKET	--	--	-- 1
79	BLOCK SINGLE	--	--	-- 1
80	HALYARD	10 MM	23	POLYESTER
81	MAIN CHEET	--	10	--
82	JIB SHEET	--	10	--
83	LACING LINE	8 MM	10	--
84	LACING LINE	5 MM	50	BRAIDED POLYESTER



11.74 SINGLE OUTRIGGER CANOE

GENERAL ARRANGEMENT

SCALE = 1:50	DESIGN NO	DRWG. NO.
DESIGN: <i>Q. Gullbrand</i>	KIR-5A	1
GRIMSTAD, APRIL-91		

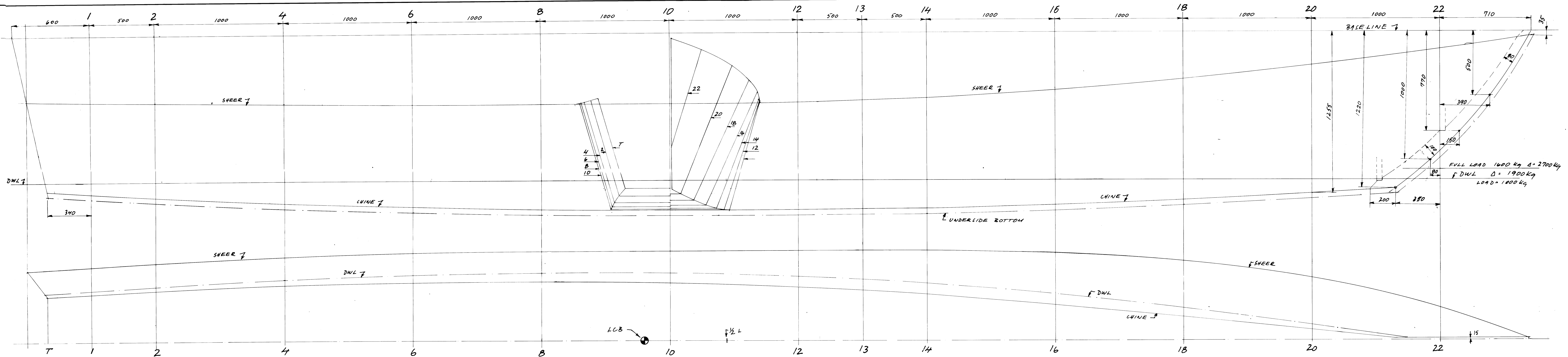


TABLE OF OFFSET - HULL
MEASUREMENTS IN MM TO OUTSIDE OF FRAMES

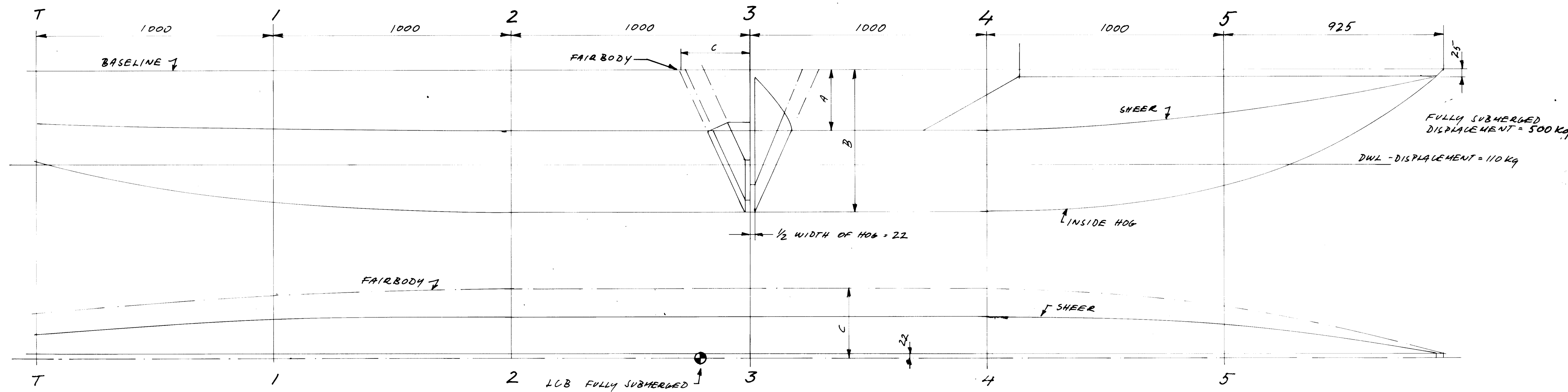
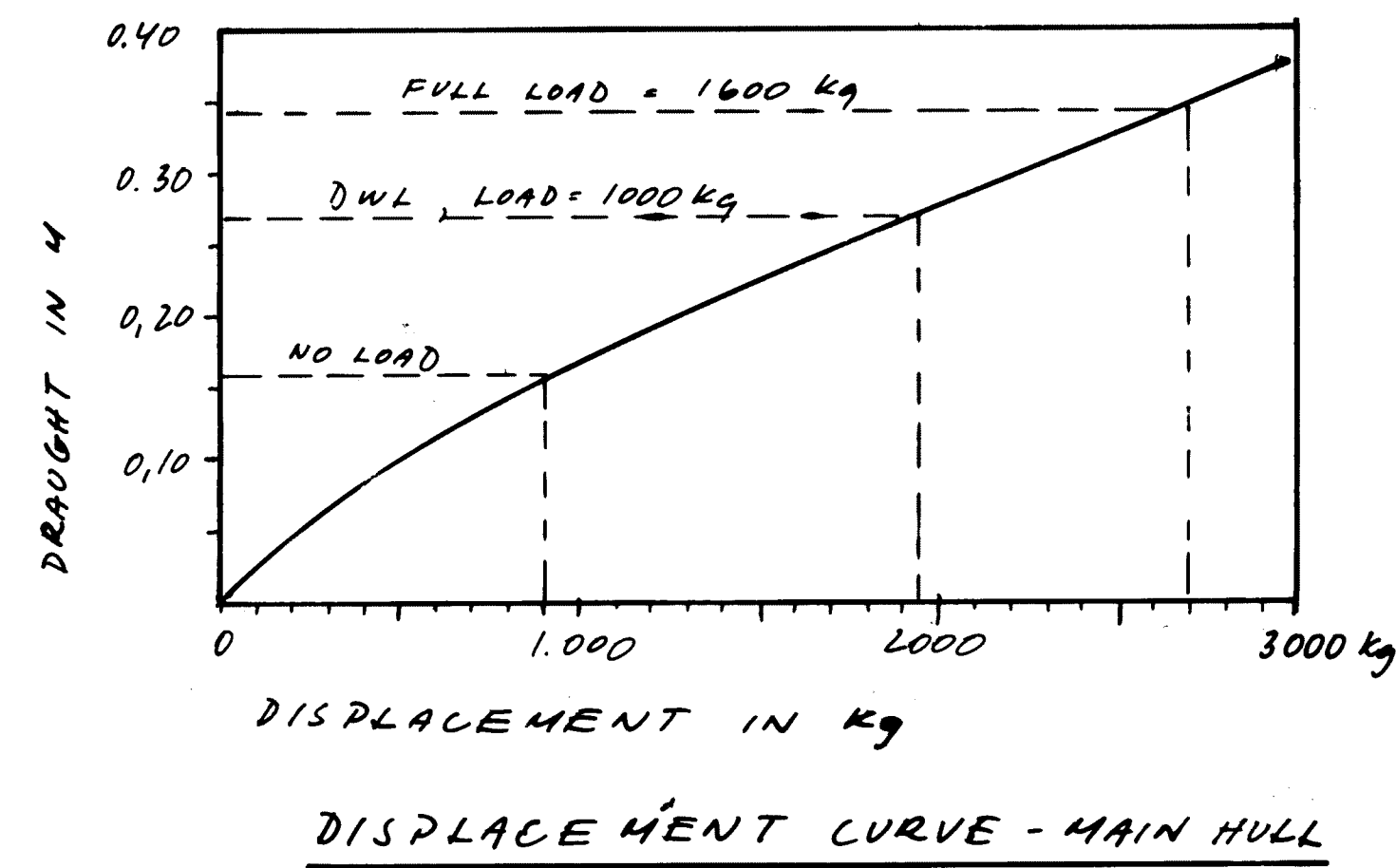
	T	1	2	4	6	8	10	12	13	14	16	18	20	22
HEIGHT BASELINE - SHEER	520	520	528	545	550	550	550	540	525	505	450	364	255	130
HEIGHT BASELINE - CHINE	1257	1243	1271	1322	1354	1375	1380	1375	1371	1370	1345	1305	1255	930
1/2 BREADTH - SHEER	560	585	612	658	685	700	700	700	700	700	680	620	485	250
1/2 BREADTH - CHINE	355	375	400	438	455	460	452	420	392	360	280	185	80	15

1) MEASURED ABOVE FRAME INCLUDING BEVEL

TABLE OF OFFSET - OUTRIGGER
MEASUREMENTS IN MM TO OUTSIDE OF TEMPORARY FRAMES

	T	1	2	3	4	5
HEIGHT BASELINE - SHEER (A)	230	245	250	250	250	185
HEIGHT BASELINE - HOG (B)	385	355	600	600	600	492
HALF BREADTH & FAIRBODY (C)	190	268	290	290	290	215
HALF BREADTH & HOG (D)	22	22	22	22	22	22

OUTRIGGER - SEE DRAWING NO 5



MAIN DIMENSIONS

	HULL	OUTRIGGER
LENGTH OVER ALL LOA	11.70 M (38')	5.92 M (19'8")
BEAM MOULDED BMD	1.42 M	0.38 M
DEPTH MOULDED DMD	0.87 M	0.39 M
CUBIC NUMBER LOA x BMD x DMD	14. M ³	0.9 M ³
LENGTH DWL L	10.80 M (35')	5.30 M (17'5")
BEAM DWL B	1.08 M	0.25 M
DRAUGHT DWL T	0.27 M	0.24 M
FREEBOARD - MINIMUM DWL	0.60 M	0.15 M
DISPLACEMENT NO LOAD	900 kg	110 kg
SERVICE LOAD	1000 kg	0
DISPLACEMENT - SERVICE - DWL	1900 kg	110 kg
COEFFICIENTS - DWL :		
1/8	9.8	21.2
1/12 (0.12)	1.6	0.73
PRISMATIC	0.66	
1/2 ANGLE OF ENTRANCE	8°	5°
1/11 AT SERVICE SPEED = 10 KM/H	1.70	2.4
ENGINE POWER : OUTBOARD 25 HP		

11.7 M SINGLE OUTRIGGER CANOE LINES

SCALE = 1:10 DESIGN NO DRAW NO

DESIGN: G. GUYONNET

GRANDP, APRIL-91

KIR-5A - 2

