

2010

TIDAL PREDICTIONS

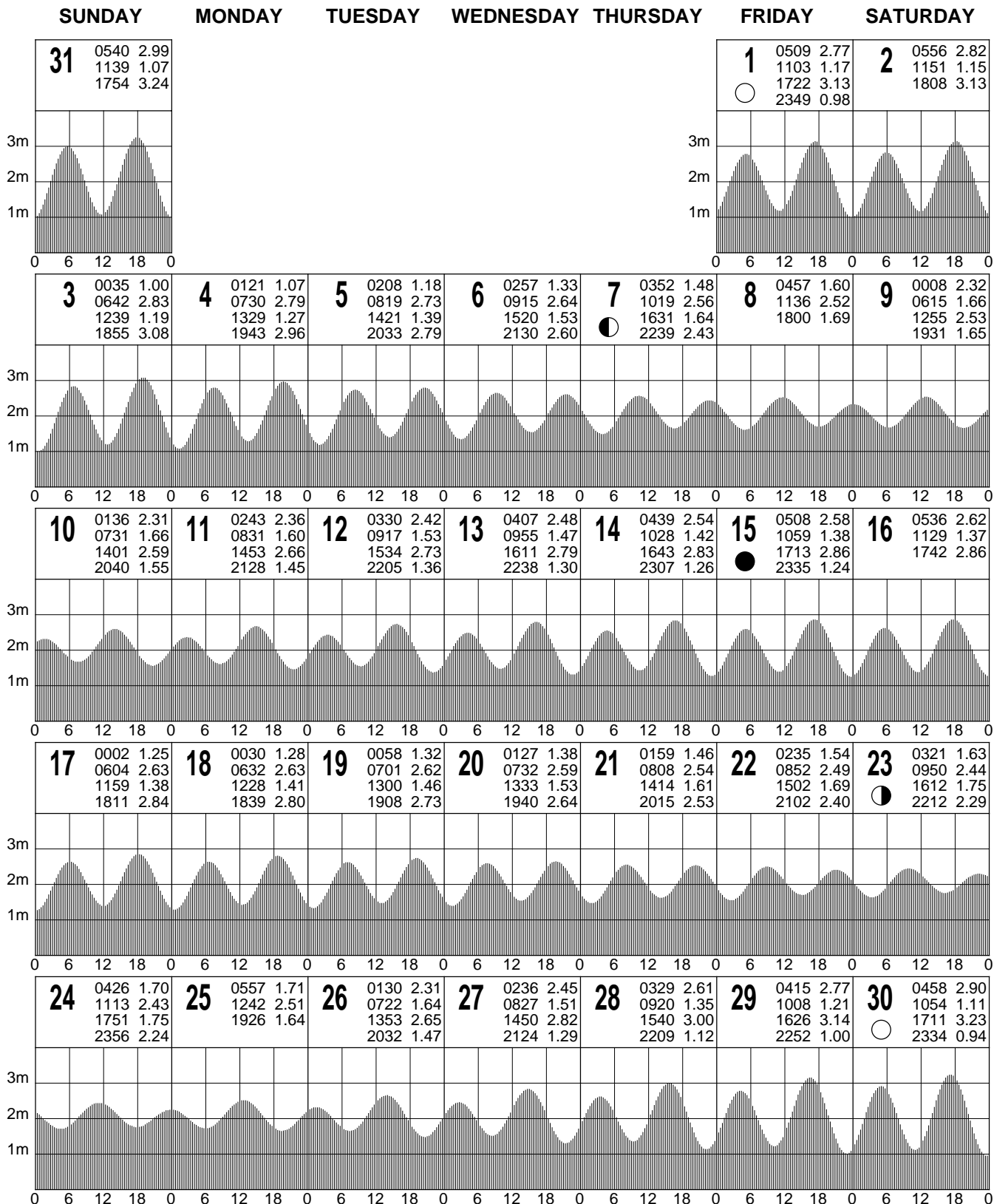
TUVALU – FUNAFUTI

TIDE PREDICTIONS FOR TUVALU – FUNAFUTI

JANUARY – 2010

LOCAL STANDARD TIME

Tide gauge zero is 4.0123 metres below BM22



© Copyright: Commonwealth of Australia 2009, Bureau of Meteorology

Disclaimer: These tide predictions are supplied in good faith and believed to be correct.


No warranty is given in respect to errors, omissions, or suitability for any purpose.

TIDE PREDICTIONS FOR TUVALU – FUNAFUTI

FEBRUARY – 2010

LOCAL STANDARD TIME

Tide gauge zero is 4.0123 metres below BM22



© Copyright: Commonwealth of Australia 2009, Bureau of Meteorology

Disclaimer: These tide predictions are supplied in good faith and believed to be correct.

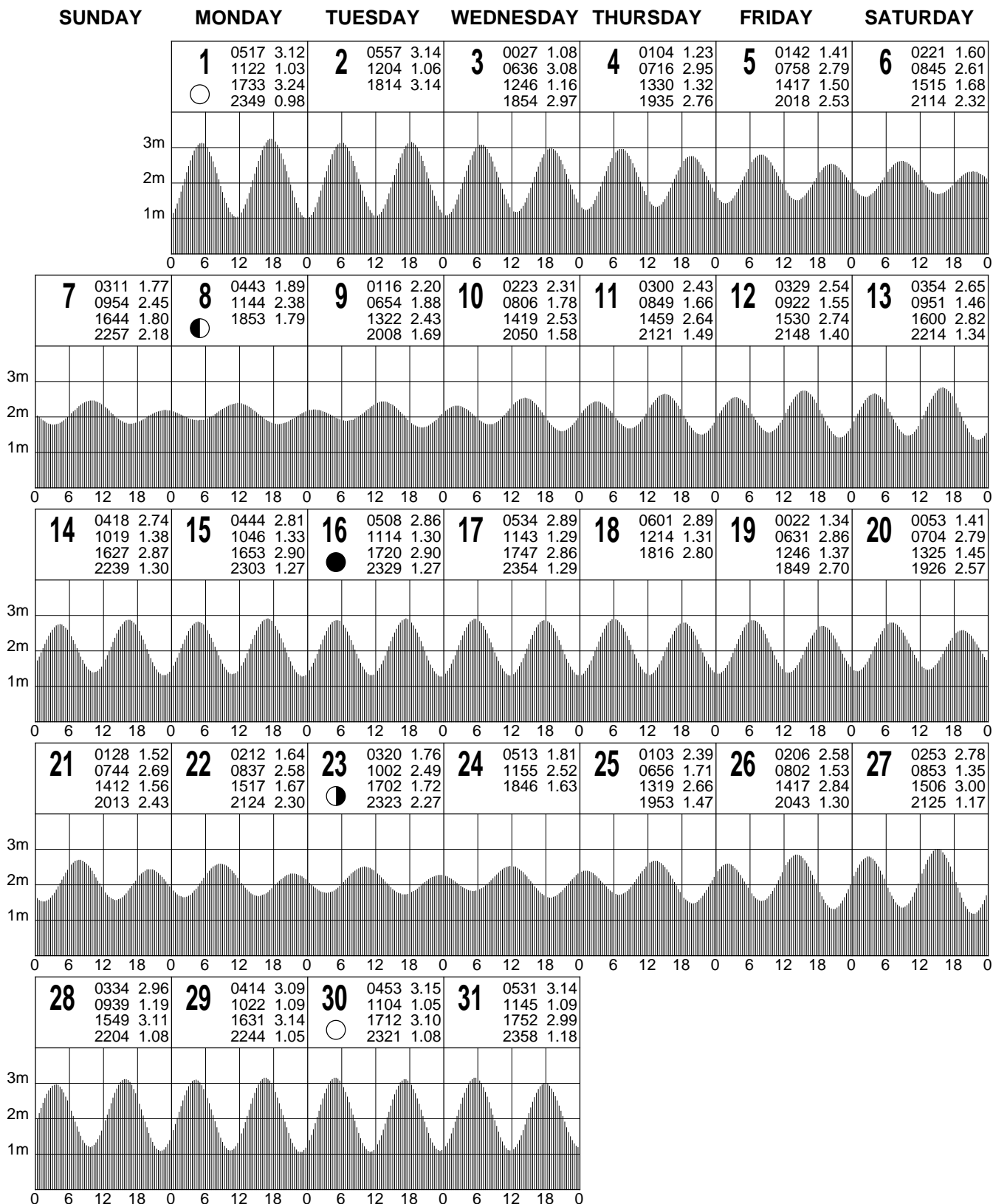
No warranty is given in respect to errors, omissions, or suitability for any purpose.

TIDE PREDICTIONS FOR TUVALU – FUNAFUTI

MARCH – 2010

LOCAL STANDARD TIME

Tide gauge zero is 4.0123 metres below BM22



© Copyright: Commonwealth of Australia 2009, Bureau of Meteorology

Disclaimer: These tide predictions are supplied in good faith and believed to be correct.

No warranty is given in respect to errors, omissions, or suitability for any purpose.

TIDE PREDICTIONS FOR TUVALU – FUNAFUTI

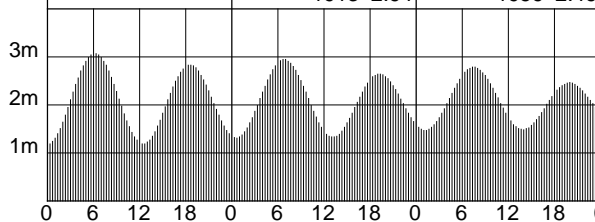
APRIL – 2010

LOCAL STANDARD TIME

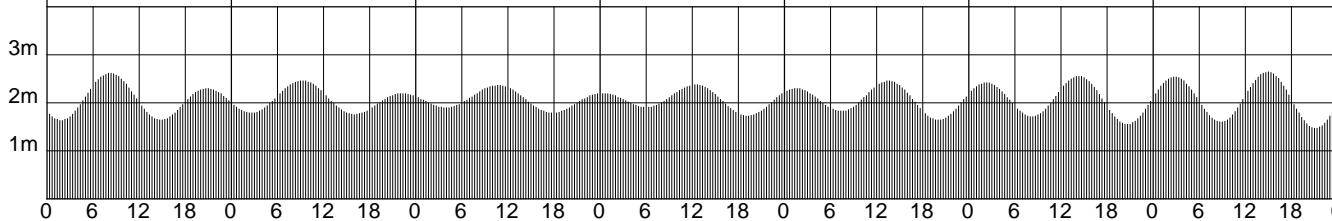
Tide gauge zero is 4.0123 metres below BM22

SUNDAY MONDAY TUESDAY WEDNESDAY THURSDAY FRIDAY SATURDAY

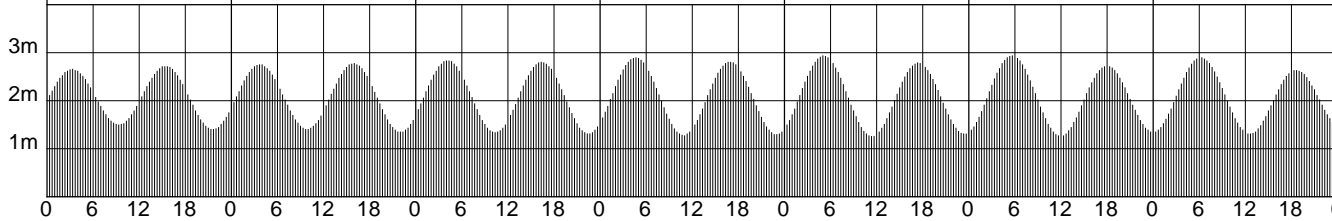
1	0610 3.07 1227 1.18 1832 2.83	2	0035 1.31 0649 2.94 1309 1.32 1913 2.64	3	0111 1.47 0729 2.78 1354 1.48 1956 2.46
----------	-------------------------------------	----------	--	----------	--



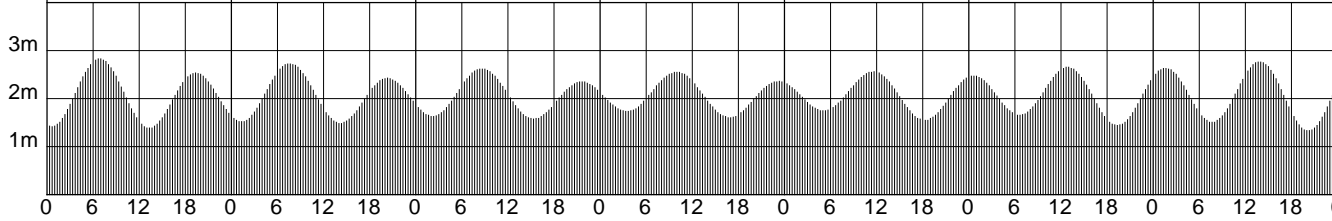
4	0150 1.63 0813 2.61 1446 1.64 2049 2.29	5	0237 1.78 0911 2.45 1600 1.75 2215 2.19	6	0356 1.89 1043 2.36 1747 1.78	7	0019 2.19 0559 1.90 1225 2.37 1911 1.72	8	0135 2.29 0722 1.82 1333 2.45 2000 1.63	9	0217 2.41 0812 1.71 1419 2.55 2037 1.54	10	0249 2.53 0849 1.59 1454 2.64 2107 1.46
----------	--	----------	--	----------	-------------------------------------	----------	--	----------	--	----------	--	-----------	--



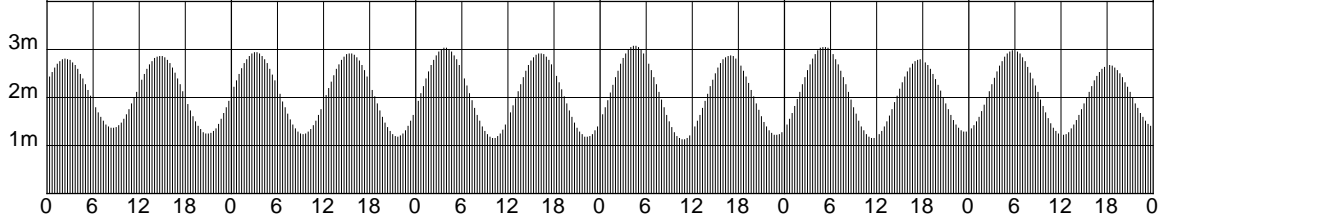
11	0317 2.65 0921 1.49 1526 2.71 2135 1.39	12	0344 2.75 0951 1.40 1555 2.77 2201 1.34	13	0410 2.83 1021 1.33 1624 2.80 2229 1.30	14	0437 2.89 1050 1.27 1654 2.80 2256 1.29	15	0506 2.93 1122 1.24 1725 2.78 2326 1.30	16	0537 2.93 1157 1.25 1800 2.72 2359 1.34	17	0612 2.89 1234 1.30 1837 2.63
-----------	--	-----------	--	-----------	--	-----------	--	-----------	--	-----------	--	-----------	-------------------------------------



18	0035 1.41 0650 2.82 1318 1.38 1922 2.53	19	0117 1.51 0737 2.72 1411 1.48 2018 2.42	20	0212 1.63 0837 2.62 1521 1.57 2137 2.34	21	0328 1.73 1000 2.54 1652 1.60 2314 2.36	22	0507 1.74 1134 2.56 1816 1.54	23	0037 2.47 0634 1.65 1252 2.65 1920 1.44	24	0137 2.63 0741 1.51 1353 2.76 2012 1.33
-----------	--	-----------	--	-----------	--	-----------	--	-----------	-------------------------------------	-----------	--	-----------	--



25	0226 2.80 0834 1.36 1443 2.86 2056 1.24	26	0309 2.93 0921 1.23 1529 2.91 2137 1.18	27	0350 3.03 1006 1.15 1612 2.92 2217 1.17	28	0430 3.07 1048 1.12 1653 2.87 2256 1.20	29	0510 3.05 1130 1.14 1734 2.78 2334 1.28	30	0548 2.97 1212 1.21 1815 2.66
-----------	--	-----------	--	-----------	--	-----------	--	-----------	--	-----------	-------------------------------------



© Copyright: Commonwealth of Australia 2009, Bureau of Meteorology

Disclaimer: These tide predictions are supplied in good faith and believed to be correct.

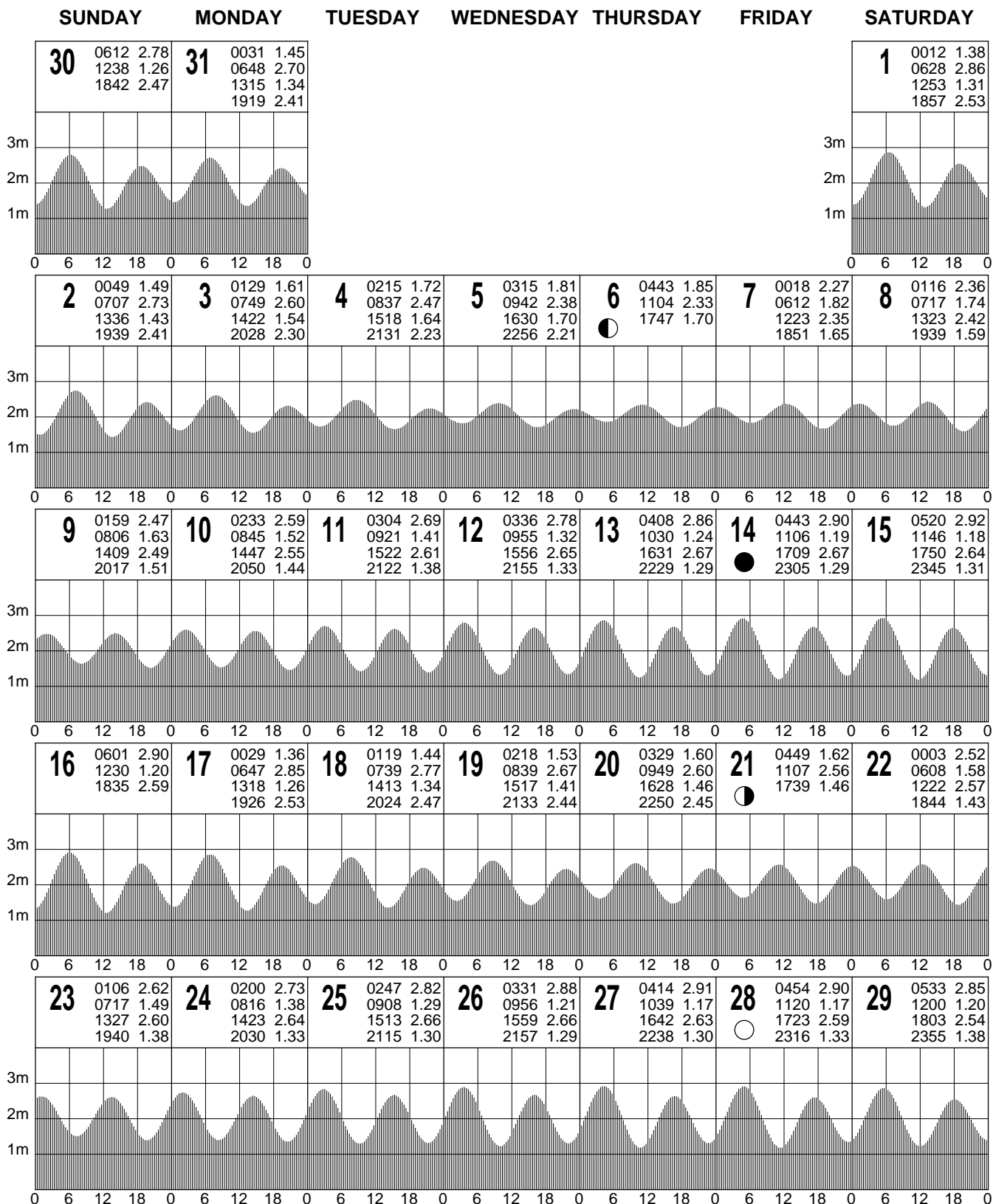
No warranty is given in respect to errors, omissions, or suitability for any purpose.

TIDE PREDICTIONS FOR TUVALU – FUNAFUTI

MAY – 2010

LOCAL STANDARD TIME

Tide gauge zero is 4.0123 metres below BM22



© Copyright: Commonwealth of Australia 2009, Bureau of Meteorology

Disclaimer: These tide predictions are supplied in good faith and believed to be correct.

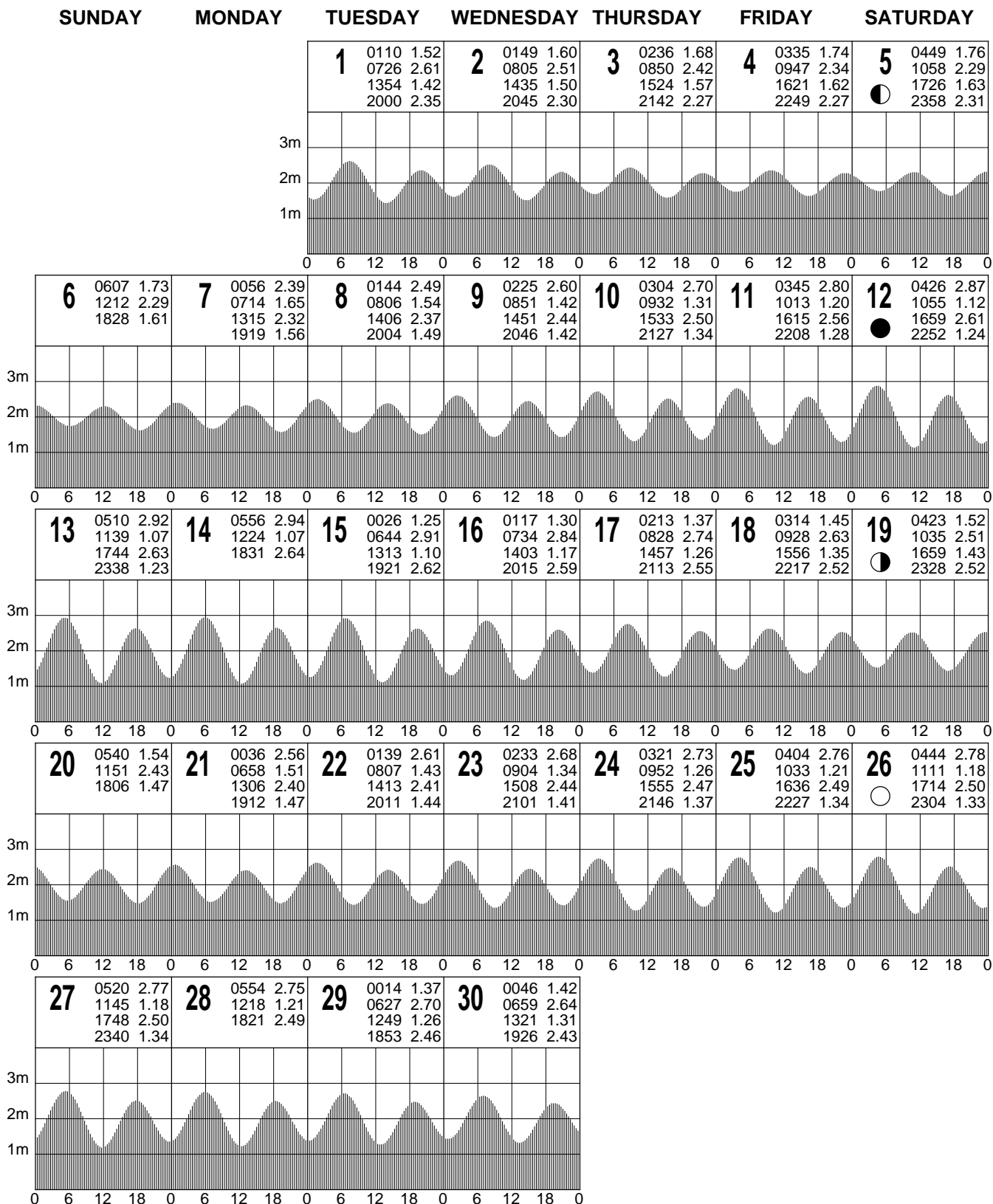
No warranty is given in respect to errors, omissions, or suitability for any purpose.

TIDE PREDICTIONS FOR TUVALU – FUNAFUTI

JUNE – 2010

LOCAL STANDARD TIME

Tide gauge zero is 4.0123 metres below BM22



© Copyright: Commonwealth of Australia 2009, Bureau of Meteorology

Disclaimer: These tide predictions are supplied in good faith and believed to be correct.

No warranty is given in respect to errors, omissions, or suitability for any purpose.

TIDE PREDICTIONS FOR TUVALU – FUNAFUTI

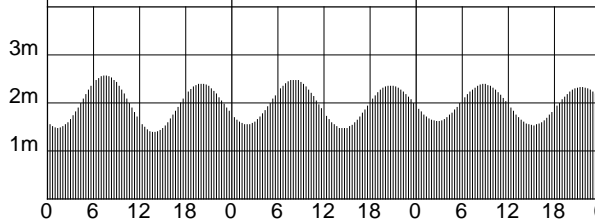
JULY – 2010

LOCAL STANDARD TIME

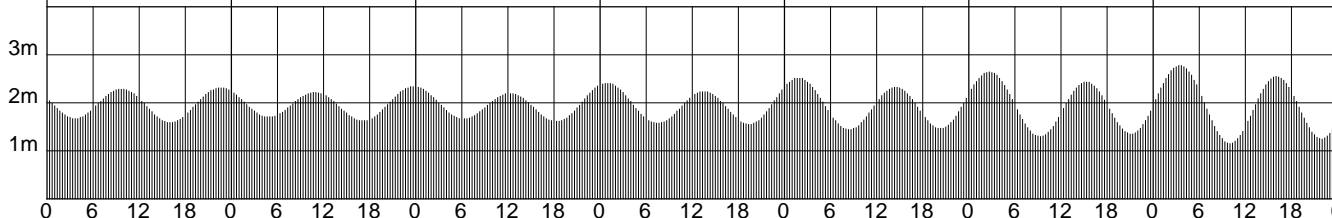
Tide gauge zero is 4.0123 metres below BM22

SUNDAY MONDAY TUESDAY WEDNESDAY THURSDAY FRIDAY SATURDAY

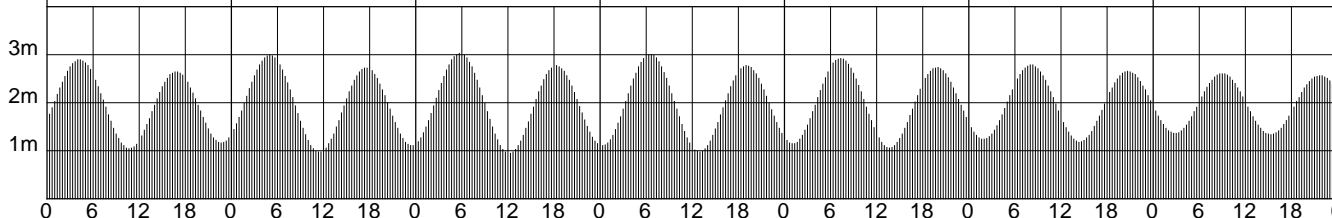
1	0121 1.47 0731 2.56 1354 1.38 2001 2.39	2	0159 1.54 0807 2.47 1430 1.45 2042 2.35	3	0243 1.61 0848 2.38 1512 1.52 2132 2.32
----------	--	----------	--	----------	--



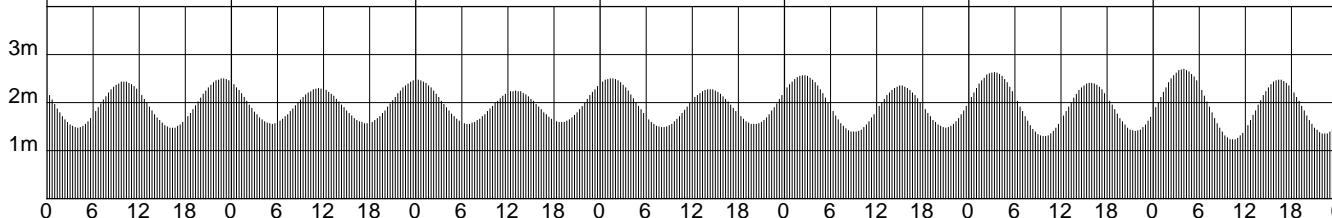
4	0339 1.67 0941 2.28 1603 1.58 2235 2.31	5	0451 1.69 1053 2.21 1707 1.62 2347 2.33	6	0615 1.66 1217 2.19 1818 1.61	7	0053 2.40 0728 1.57 1330 2.23 1923 1.55	8	0150 2.51 0826 1.44 1429 2.32 2018 1.46	9	0241 2.64 0915 1.29 1518 2.43 2108 1.35	10	0328 2.77 1000 1.15 1603 2.54 2156 1.24
----------	--	----------	--	----------	-------------------------------------	----------	--	----------	--	----------	--	-----------	--



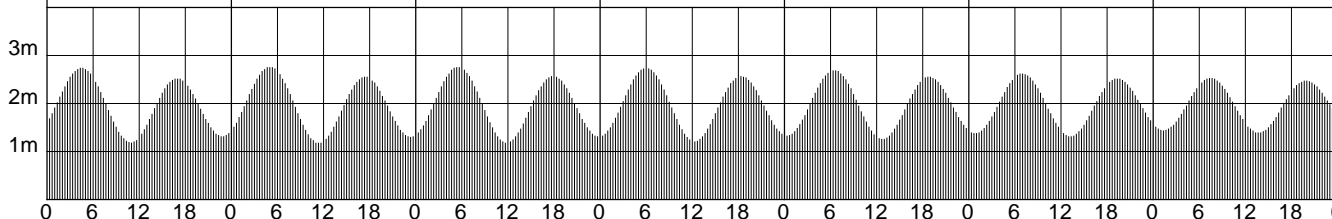
11	0415 2.89 1044 1.04 1648 2.64 2242 1.16	12	0500 2.98 1127 0.96 1732 2.73 2329 1.10	13	0545 3.02 1211 0.94 1817 2.77	14	0016 1.10 0631 3.01 1255 0.97 1903 2.77	15	0104 1.14 0718 2.92 1341 1.06 1951 2.73	16	0156 1.23 0806 2.78 1428 1.18 2043 2.65	17	0251 1.35 0900 2.60 1518 1.33 2142 2.56
-----------	--	-----------	--	-----------	-------------------------------------	-----------	--	-----------	--	-----------	--	-----------	--



18	0355 1.47 1002 2.42 1618 1.47 2252 2.49	19	0515 1.55 1125 2.29 1732 1.56	20	0012 2.46 0647 1.55 1258 2.24 1855 1.58	21	0127 2.50 0807 1.47 1415 2.27 2005 1.54	22	0228 2.56 0904 1.37 1510 2.34 2059 1.47	23	0315 2.63 0947 1.29 1551 2.41 2141 1.40	24	0356 2.69 1023 1.22 1626 2.47 2216 1.34
-----------	--	-----------	-------------------------------------	-----------	--	-----------	--	-----------	--	-----------	--	-----------	--



25	0430 2.73 1054 1.18 1657 2.51 2249 1.30	26	0502 2.75 1123 1.17 1726 2.55 2320 1.29	27	0531 2.75 1151 1.17 1754 2.56 2350 1.30	28	0600 2.73 1218 1.20 1821 2.56	29	0019 1.32 0629 2.69 1245 1.25 1850 2.55	30	0050 1.37 0658 2.62 1313 1.31 1920 2.51	31	0123 1.43 0729 2.52 1343 1.38 1953 2.47
-----------	--	-----------	--	-----------	--	-----------	-------------------------------------	-----------	--	-----------	--	-----------	--



© Copyright: Commonwealth of Australia 2009, Bureau of Meteorology

Disclaimer: These tide predictions are supplied in good faith and believed to be correct.

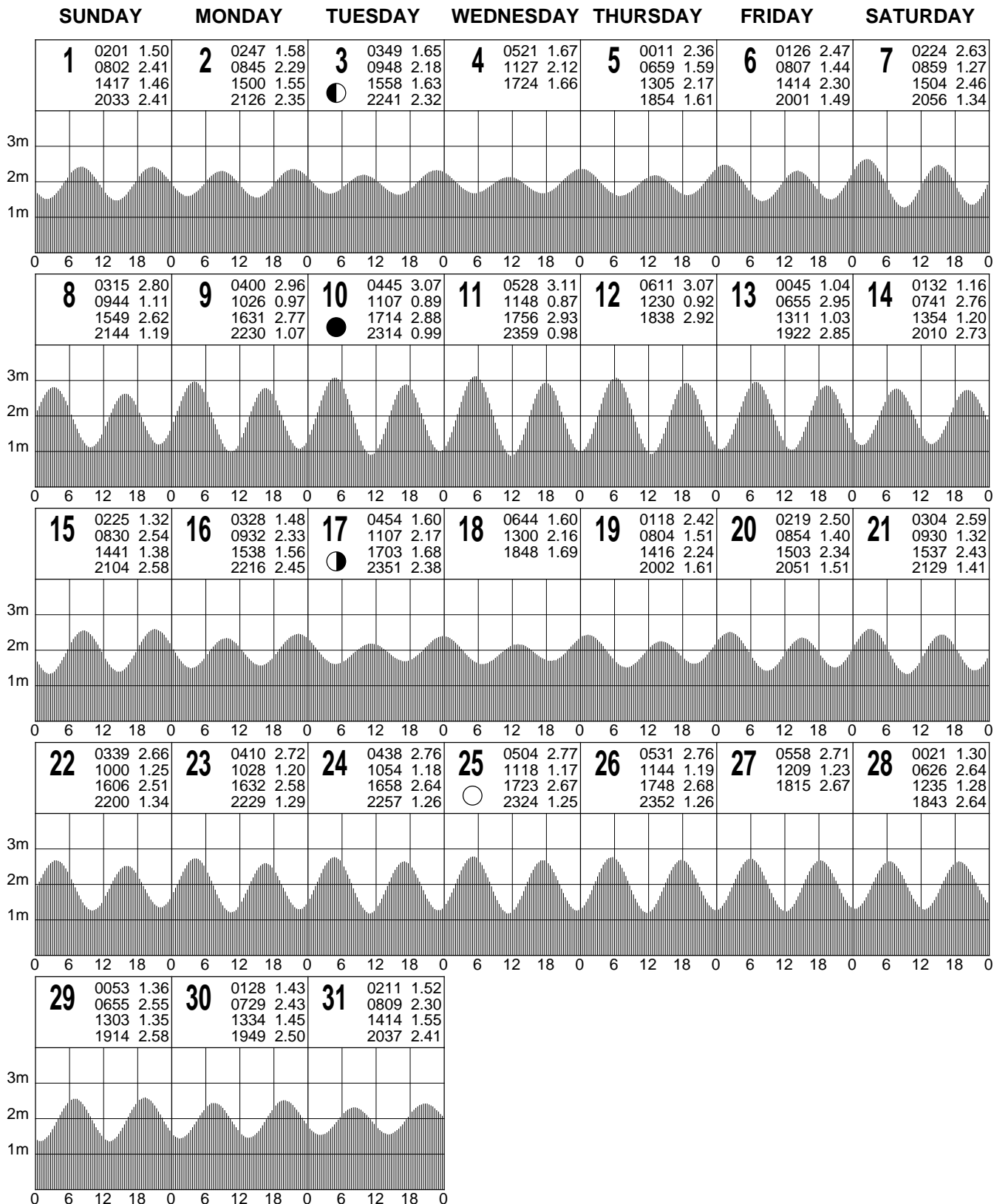
No warranty is given in respect to errors, omissions, or suitability for any purpose.

TIDE PREDICTIONS FOR TUVALU – FUNAFUTI

AUGUST – 2010

LOCAL STANDARD TIME

Tide gauge zero is 4.0123 metres below BM22



© Copyright: Commonwealth of Australia 2009, Bureau of Meteorology

Disclaimer: These tide predictions are supplied in good faith and believed to be correct.

No warranty is given in respect to errors, omissions, or suitability for any purpose.

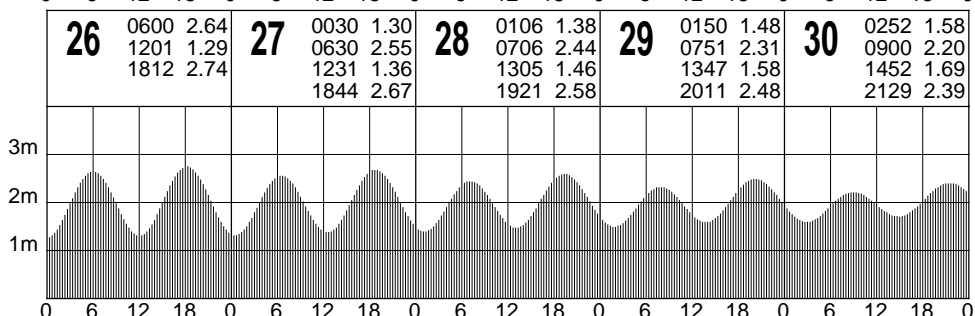
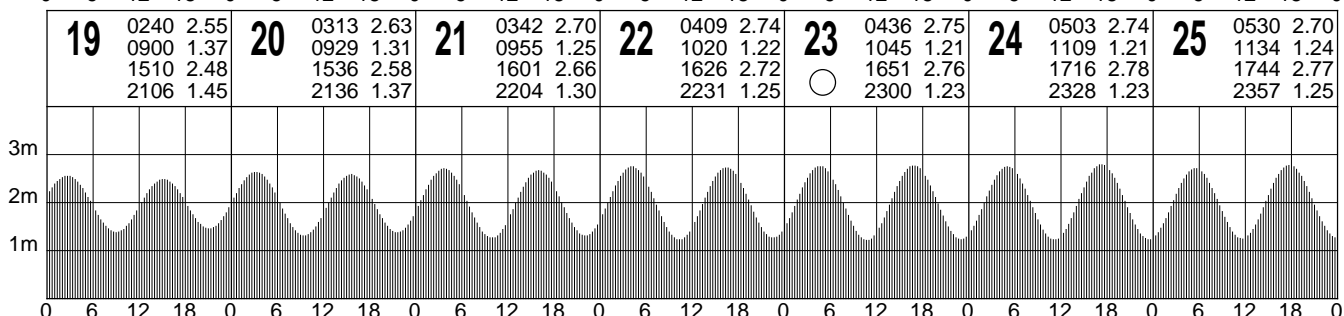
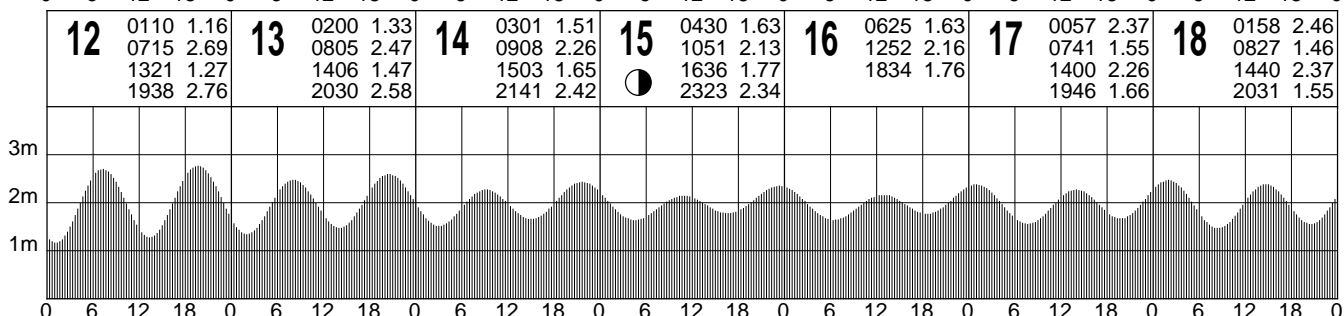
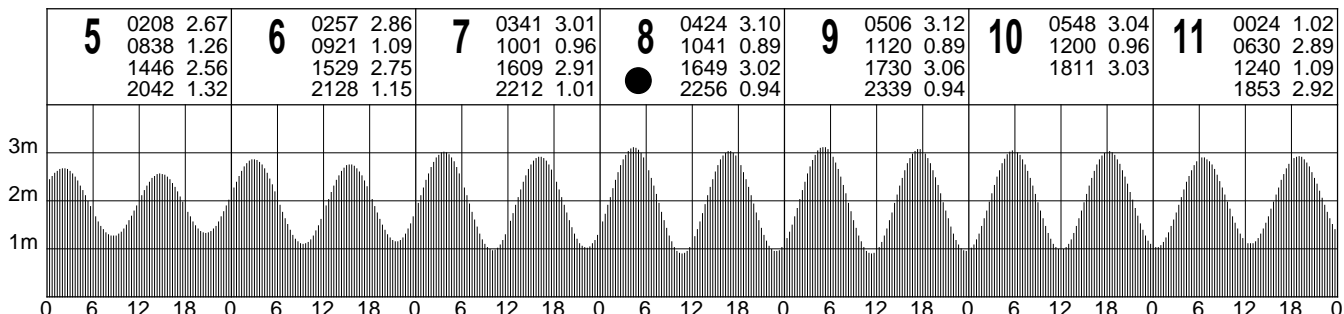
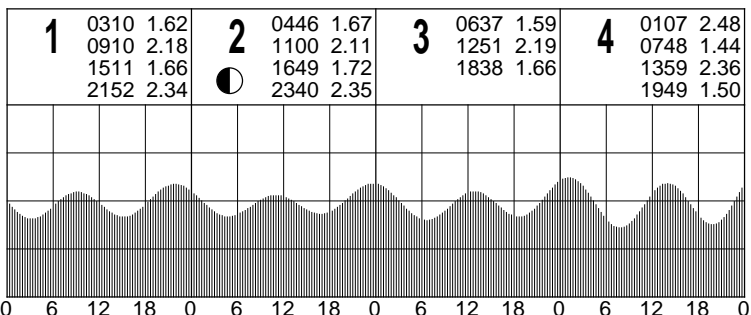
TIDE PREDICTIONS FOR TUVALU – FUNAFUTI

SEPTEMBER – 2010

LOCAL STANDARD TIME

Tide gauge zero is 4.0123 metres below BM22

SUNDAY MONDAY TUESDAY WEDNESDAY THURSDAY FRIDAY SATURDAY



© Copyright: Commonwealth of Australia 2009, Bureau of Meteorology

Disclaimer: These tide predictions are supplied in good faith and believed to be correct.

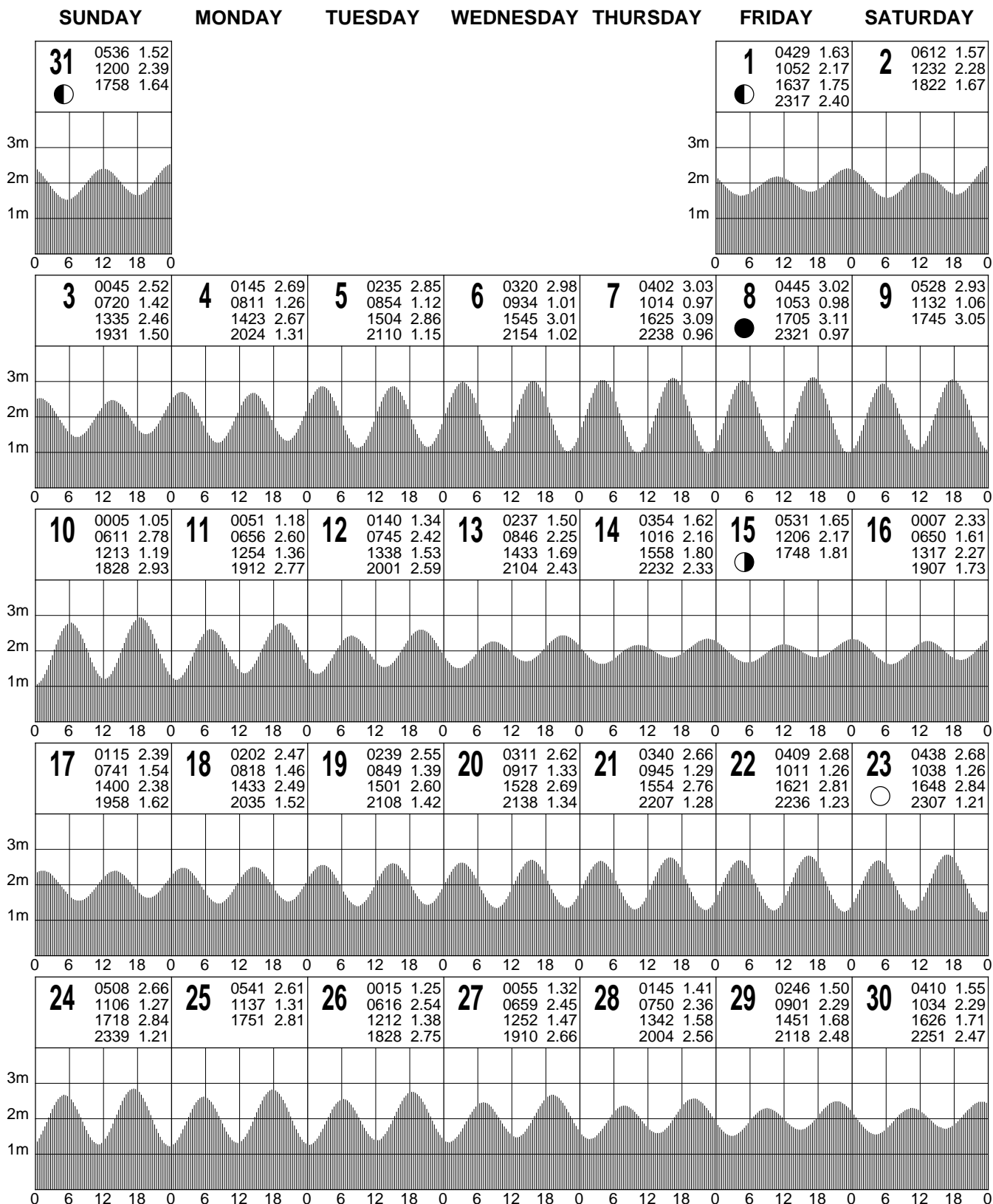
No warranty is given in respect to errors, omissions, or suitability for any purpose.

TIDE PREDICTIONS FOR TUVALU – FUNAFUTI

OCTOBER – 2010

LOCAL STANDARD TIME

Tide gauge zero is 4.0123 metres below BM22



© Copyright: Commonwealth of Australia 2009, Bureau of Meteorology

Disclaimer: These tide predictions are supplied in good faith and believed to be correct.

No warranty is given in respect to errors, omissions, or suitability for any purpose.

TIDE PREDICTIONS FOR TUVALU – FUNAFUTI

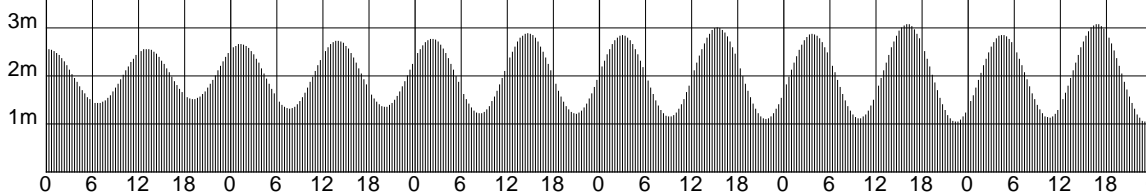
NOVEMBER – 2010

LOCAL STANDARD TIME

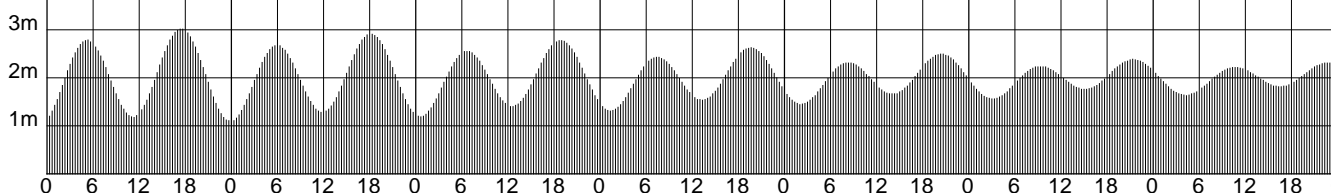
Tide gauge zero is 4.0123 metres below BM22

SUNDAY MONDAY TUESDAY WEDNESDAY THURSDAY FRIDAY SATURDAY

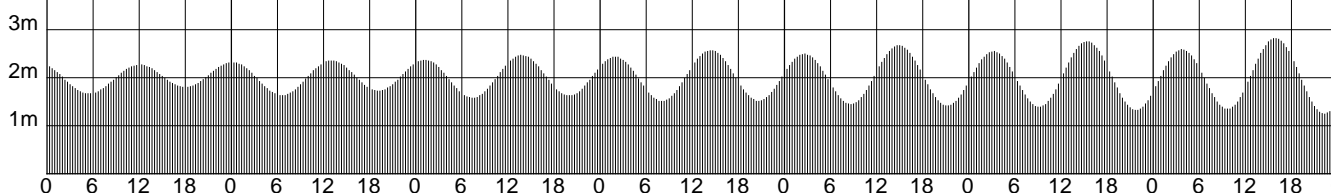
1	0015 2.54 0645 1.42 1305 2.55 1908 1.51	2	0119 2.65 0738 1.31 1356 2.73 2004 1.35	3	0213 2.76 0825 1.21 1441 2.88 2054 1.20	4	0300 2.84 0908 1.14 1523 3.00 2140 1.09	5	0345 2.87 0950 1.10 1604 3.06 2225 1.04	6	0430 2.85 1030 1.12 1645 3.07 2309 1.04
----------	--	----------	--	----------	--	----------	--	----------	--	----------	--



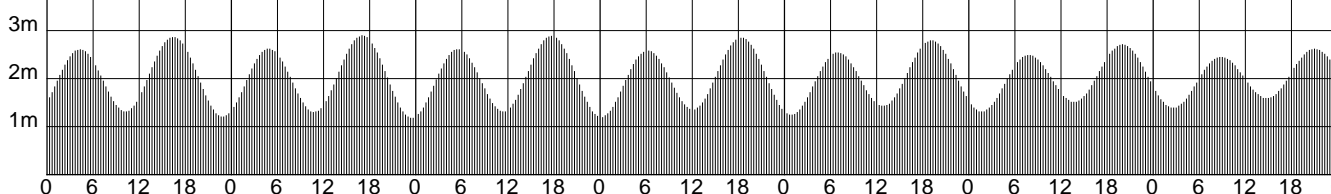
7	0513 2.78 1112 1.18 1728 3.01 2352 1.09	8	0557 2.67 1152 1.28 1810 2.91	9	0036 1.19 0641 2.55 1233 1.40 1852 2.78	10	0121 1.31 0727 2.42 1316 1.53 1936 2.63	11	0210 1.44 0818 2.31 1405 1.66 2026 2.49	12	0305 1.56 0921 2.23 1506 1.76 2127 2.38	13	0413 1.63 1042 2.21 1630 1.81 2245 2.31
----------	--	----------	-------------------------------------	----------	--	-----------	--	-----------	--	-----------	--	-----------	--



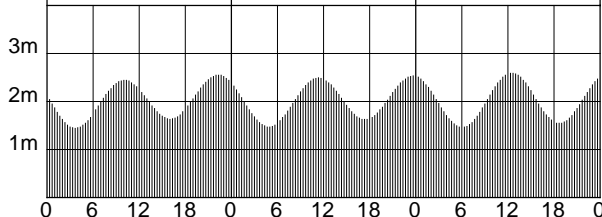
14	0528 1.66 1204 2.26 1759 1.79	15	0006 2.31 0633 1.63 1303 2.35 1907 1.72	16	0109 2.36 0723 1.57 1346 2.46 1958 1.62	17	0158 2.42 0803 1.50 1422 2.56 2037 1.51	18	0237 2.49 0838 1.44 1454 2.66 2113 1.41	19	0312 2.54 0910 1.38 1524 2.75 2145 1.32	20	0345 2.58 0941 1.34 1555 2.81 2218 1.24
-----------	-------------------------------------	-----------	--	-----------	--	-----------	--	-----------	--	-----------	--	-----------	--



21	0418 2.60 1013 1.30 1628 2.86 2252 1.19	22	0454 2.61 1046 1.29 1702 2.89 2329 1.17	23	0530 2.60 1123 1.30 1740 2.88	24	0008 1.19 0612 2.58 1204 1.35 1821 2.84	25	0052 1.23 0657 2.53 1250 1.42 1908 2.78	26	0141 1.30 0749 2.48 1343 1.50 2000 2.70	27	0237 1.38 0851 2.44 1446 1.58 2103 2.61
-----------	--	-----------	--	-----------	-------------------------------------	-----------	--	-----------	--	-----------	--	-----------	--



28	0343 1.44 1004 2.44 1602 1.63 2218 2.54	29	0454 1.47 1121 2.49 1725 1.62 2338 2.53	30	0603 1.46 1230 2.59 1841 1.54
-----------	--	-----------	--	-----------	-------------------------------------



© Copyright: Commonwealth of Australia 2009, Bureau of Meteorology

Disclaimer: These tide predictions are supplied in good faith and believed to be correct.

No warranty is given in respect to errors, omissions, or suitability for any purpose.

TIDE PREDICTIONS FOR TUVALU – FUNAFUTI

DECEMBER – 2010

LOCAL STANDARD TIME

Tide gauge zero is 4.0123 metres below BM22

SUNDAY MONDAY TUESDAY WEDNESDAY THURSDAY FRIDAY SATURDAY

1	0050 2.55 0705 1.41 1329 2.71 1946 1.42	2	0153 2.60 0800 1.35 1420 2.82 2043 1.30	3	0247 2.65 0848 1.30 1508 2.91 2132 1.20	4	0336 2.68 0934 1.26 1552 2.97 2218 1.13
----------	--	----------	--	----------	--	----------	--

5	0422 2.68 1017 1.25 1635 2.98 2301 1.11	6	0505 2.66 1059 1.27 1716 2.96 2343 1.13	7	0546 2.62 1139 1.32 1756 2.90	8	0023 1.19 0627 2.57 1217 1.39 1834 2.81	9	0100 1.27 0705 2.50 1256 1.48 1912 2.71	10	0139 1.37 0745 2.43 1335 1.57 1949 2.59	11	0217 1.47 0827 2.37 1418 1.66 2030 2.48
----------	--	----------	--	----------	-------------------------------------	----------	--	----------	--	-----------	--	-----------	--

12	0300 1.56 0917 2.32 1512 1.75 2120 2.38	13	0354 1.63 1024 2.30 1624 1.80 2228 2.30	14	0459 1.67 1139 2.32 1749 1.79 2351 2.26	15	0608 1.67 1245 2.39 1906 1.72	16	0104 2.29 0707 1.63 1337 2.48 2002 1.62	17	0200 2.34 0756 1.57 1419 2.59 2047 1.50	18	0246 2.41 0838 1.49 1458 2.69 2126 1.38
-----------	--	-----------	--	-----------	--	-----------	-------------------------------------	-----------	--	-----------	--	-----------	--

19	0326 2.49 0916 1.41 1535 2.80 2203 1.27	20	0405 2.56 0955 1.34 1613 2.89 2241 1.18	21	0444 2.62 1034 1.29 1652 2.95 2320 1.12	22	0524 2.67 1116 1.25 1733 2.99	23	0000 1.10 0605 2.70 1200 1.26 1816 2.99	24	0044 1.11 0650 2.70 1246 1.29 1901 2.94	25	0129 1.17 0738 2.68 1336 1.36 1949 2.85
-----------	--	-----------	--	-----------	--	-----------	-------------------------------------	-----------	--	-----------	--	-----------	--

26	0217 1.26 0830 2.64 1430 1.46 2043 2.73	27	0310 1.36 0930 2.59 1534 1.55 2145 2.59	28	0410 1.46 1039 2.56 1650 1.61 2300 2.48	29	0520 1.53 1156 2.58 1816 1.61	30	0025 2.42 0634 1.55 1307 2.64 1937 1.53	31	0143 2.43 0743 1.52 1409 2.72 2042 1.42
-----------	--	-----------	--	-----------	--	-----------	-------------------------------------	-----------	--	-----------	--

© Copyright: Commonwealth of Australia 2009, Bureau of Meteorology

Disclaimer: These tide predictions are supplied in good faith and believed to be correct.

No warranty is given in respect to errors, omissions, or suitability for any purpose.