



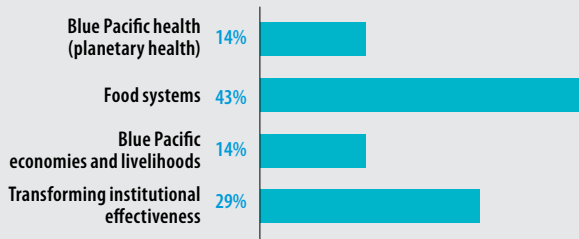
Guam Results Summary 2021

Overview

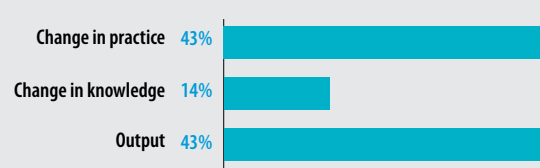
The Pacific Community (SPC) works with members and partners to support sustainable development by applying a people-centred approach to science, research and technology across all Sustainable Development Goals (SDGs). Each year, as part of SPC's organisation-wide annual results reporting process, SPC collates the results achieved in each of its member countries and territories, and in the region. The [Pacific Community Results Report 2021](#) was guided by the [Pacific Community Transition Plan 2021: Foundations for a resilient future-response to recovery](#) (Transition Plan 2021). The transition plan covered the 12-month period while SPC developed its new [Strategic Plan 2022-2031](#).

In 2021, 394 results were reported across the 7 Key Focus Areas (KFAs) of the Transition Plan 2021, 7 (2%) of these results were reported for Guam.

Graph 1: Results by KFA (n=7)



Graph 2: Results by level of maturity (n=7)



Results highlights

Key results from SPC's contributions and support to Guam in 2021:

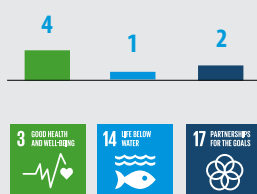
1. Civil Registration and Vital Statistics systems were profiled, documented, centralised and published for the first time.
2. Training on developing policy briefs reported increased knowledge and skills on the development of NCD-related policy documents.
3. Screening and targeted surveillance of notifiable Office International des Epizooties (OIE)-listed diseases relevant to the region resulted in updated annual OIE reports.

SPC’s contribution to the Sustainable Development Goals

In 2021, SPC continued to play an essential role in bringing the SDGs to life in the Pacific region, working with our members to review and report on progress towards implementing the 2030 Agenda for Sustainable Development. The Transition Plan 2021 reiterated SPC’s commitment to continuing progress towards meeting the SDGs and its KFAs were shaped by the analysis of member plans and priorities, COVID-19 assessments, SPC’s mandate, capabilities and regional commitments and the SDGs.

In Guam, reported results contributed to 3 of the 17 SDGs. Most results supported SDG 3 Good health and well-being.

Graph 3: Results by primary SDG (n=7)



Contents

Performance Stories:

Each year in the Pacific Community Results Report, SPC highlights results achieved with members and development partners in performance stories. These are the performance stories related to Guam from the 2021 report.

Story	Title	Page
1	Boosting Pacific capacity to understand ocean acidification through the Pacific Regional Ocean Acidification Training Hub	3
2	The adoption of the Pacific Framework for Action on Scaling-up Community-based Fisheries Management: 2021-2025	4
3	Improving access to credible and relevant COVID-19 data and information	6

Performance Story



Boosting Pacific capacity to understand ocean acidification through the Pacific Regional Ocean Acidification Training Hub

Context

The projected cost of ocean acidification (OA) per year to the world economy is expected to grow to USD 1.2 trillion by 2100. This is a tremendous sum, assigning a monetary value to the potentially dramatic impacts on coral reefs, shellfish, fish, biodiversity, food security, livelihoods, tourism and the well-being of the people of the Blue Pacific. OA occurs as carbon dioxide is absorbed and dissolves into the ocean, altering its chemistry as it reacts with seawater to produce carbonic acid. More carbon dioxide leads to higher levels of OA – the ocean is now 30% more acidic than it was 200 years ago. Much more needs to be done to understand the change process and impacts of OA in the Pacific. Additional data is needed, though the measuring the pH of sea water with high precision requires regular data collection and lab analysis – capacities that are often missing in the region.

Pacific understanding of OA has been building over the last few years. SPC has been involved in discussions to address the significant data gap since 2017, through meetings and training workshops involving CROP agencies, member states and research partners. The critical OA baseline data gap was identified on the Intergovernmental Oceanographic Commission of UNESCO SDG 14.3.1 Data Portal. In 2018, a grant from the Ocean Foundation provided six PICTs with OA monitoring equipment to collect measurements using the Global Ocean Acidification Observation Network (GOA-ON) monitoring kits. Also in 2018, the Pacific Islands and Territories Ocean Acidification Network was formed bringing better coordination and collaboration across the Pacific, making new training opportunities and OA initiatives available.

Change process

In 2021, PCCOS received a three-year grant from the National Oceanic and Atmospheric Administration and the Ocean Foundation to create the Pacific Regional Ocean Acidification Training Hub. The idea is to leverage existing capacities of OA partners and contribute to the development of local data collection and analysis in PICTs. The Hub unites PCCOS (with PDH) as the lead implementer and provider of data analysis and management, USP's Institute of Applied Science as the host for lab-based data analysis and main provider of chemistry expertise, and NIWA and the University of Otago as providers of technical expertise for OA monitoring.

Results and impact

The establishment of the Pacific OA Training Hub fills a long-standing data gap and builds capacities across the region. It expands on established collaboration between strong academic and scientific partners, leveraging the increasing monitoring capabilities and other existing projects. Some PICTs and the Hub will now have adequate

equipment to collect data and monitor with GOA-ON kits, and many initiatives will emerge, including:

- training workshops and training of trainers/researchers;
- data collection support and OA monitoring activities; and
- the establishment of an OA data portal.



Collecting sea water samples for analysis of ocean acidification. Credit: Ocean Foundation

Lessons learned

Strong collaboration with development partners and partnerships facilitated this achievement. While funding for this initiative remains low in its early days, momentum on visibility of OA in the Pacific maintains strong expectations for its future.

Division: PCCOS

Donors: National Oceanic and Atmospheric Administration and the Ocean Foundation

Performance Story



The adoption of the Pacific Framework for Action on Scaling up Community-based Fisheries Management: 2021–2025

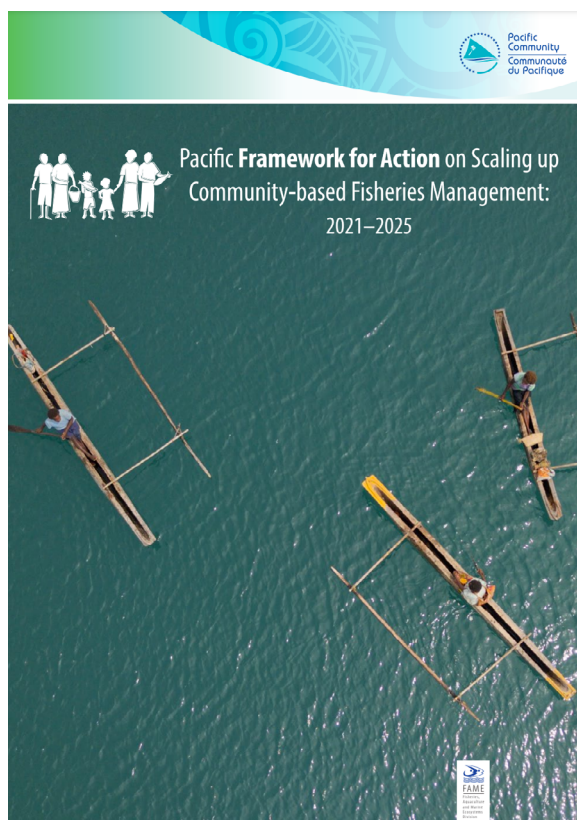
Context

The greatest challenge for coastal fisheries in the region ensuring that widespread sustainable management is practised across the vast coastal fishing areas that are subject to both immediate local and external pressures.

A Regional Roadmap for Sustainable Pacific Fisheries and *A new song for coastal fisheries* provide the regional context for managing coastal resources in ways that are underpinned by community-based fisheries management (CBFM). Management approaches that are community-driven are inclusive, equitable and consider the whole ecosystem in sustaining livelihoods and ensuring resilient communities. Such approaches have been identified as the most suitable in harnessing the diverse, dispersed and dynamic fishing practices in the Pacific region to ensure consistent and productive coastal fisheries that can sustainably support the well-being, food needs and income of Pacific people.

Due to the continuous decline of coastal fisheries resources and the need to strengthen support and empowerment of coastal communities in the management of their marine resources, especially in the COVID-19 context, SPC members and partners identified scaling up of CBFM as an emerging priority that was discussed at the 12th SPC Heads of Fisheries (HoF12) meeting in May 2020.

At the meeting, it was requested that FAME assist member countries in assessing their CBFM status, and developing and implementing effective scaling-up approaches appropriate to national contexts. This request was supported by fisheries ministers at the first Regional Fisheries Ministers Meeting (RFMM) held in August 2020, acknowledging the importance of sustainable CBFM for the long-term recovery from the impacts of the COVID-19 pandemic on coastal fisheries and communities.



Change process

The *Pacific Framework for Action on Scaling up Community-based Fisheries Management: 2021-2025* (the *Framework for Action*) was developed through an extensive bottom-up consultative process led by FAME and its regional partners.

In responding to the HoF12 request, FAME, with the assistance of its regional partners, the Locally-Managed Marine Area Network and the University of Wollongong, facilitated a series of virtual subregional CBFM scaling-up workshops in January–February 2021. Three one-week, subregional workshops were held for Polynesia, Micronesia and Melanesia, bringing together more than 350 representatives from national and subnational fisheries agencies, community groups (including traditional leaders, youths and women), local civil society organisations (CSOs), NGOs and regional and international organisations as well as CROP partners such as SPREP and USP.

Workshop participants had the opportunity to discuss and assess national CBFM status, approaches, experiences, lessons learned and opportunities in scaling up CBFM.

FAME also facilitated a combined regional workshop that built on the outcome with a view to developing and refining the *Framework for Action* to acknowledge the diversity of CBFM approaches in the region and avoid a one size fits all approach.

Results and impact

The *Framework for Action* was approved by members at HoF13 and endorsed at the 2nd RFMM, held in August 2021. In endorsing the framework, honourable ministers stressed the importance of sustainable coastal fisheries management for the Pacific region, essential during the pandemic, and the need to scale up CBFM using approaches appropriate to each member's context as key to the sustainable recovery from the pandemic.

The effective implementation of the *Framework for Action* and support and empowerment of our coastal communities will contribute to achieving our leaders' ambitions on the future of our fisheries.

Lessons learned

- Effective collaboration and coordination among stakeholders are critical for success;
- The adopted subregional approach was found to be appropriate and highly appreciated; and
- There is a need for adequate national investment and commitment (staff and budget) on coastal fisheries management, including CBFM.

Division: FAME

Donors: EU, MFAT and DFAT

Performance story



Improving access to credible and relevant COVID-19 data and information

Context

Access to credible and relevant data and information has been crucial in the time of the COVID-19 pandemic for Pacific people and their governments to follow the rapid developments in the region, both from a health as well as a socio-economic impact perspective.

Since the onset of the pandemic, PHD has been closely monitoring the global and regional situation through its existing [epidemic intelligence system \(EIS\)](#). As the situation evolved in PICTs, the demand for COVID-19 morbidity, mortality and vaccination data and information increased dramatically — from health professionals, governments, decision-makers in CROP agencies, embassies and the public. PHD responded by gathering more data and producing increased reports in record time, all within its existing team capacity.

Change process

The team immediately expanded its EIS to monitor COVID-19 in real-time. Prior to this, data and information on epidemic-prone diseases were collected from various formal and informal sources, such as official reports released by Pacific governments and ministries on their websites or through media communications. Since the pandemic, PICTs are now also sharing COVID-19 data and communications through the social media platforms. The data and information gathered from these sources is verified with the relevant national authorities to ensure accuracy. Analysis and interpretation of mobility, mortality and vaccination data and information has also been enhanced to better support countries with their assessment work.

To streamline this additional effort and ensure that the data and information are easily accessible in a timely manner, PHD worked closely with SDD, to create the [COVID-19: Pacific Community Updates](#) page.

Results and impact

This dashboard, which is updated twice weekly, includes an interactive map containing data and information on COVID-19 by country and through a table and graphs which are directly generated by the PDH.stat indicator database located with the PDH. It is the most visited SPC updates page since 2020 and the COVID-19 vaccination data, which has been gradually included as vaccinations were being rolled out by the PICTs, is the most popular dataflow of the PDH.

Results of a survey on the utility of SPC's EIS work conducted in November 2021 revealed that 94% of Pacific health professionals who responded found that their reports provided relevant information that met their expectations. Respondents were also invited to share ideas and suggestions to improve the reports, which will be taken into consideration.

Lessons learned

The COVID-19 pandemic has demonstrated the relevance and robustness of SPC's EIS to detect and monitor emerging public health threats.



The PDH and the use of innovative technologies, such as the PDH.stat indicator database, were instrumental in creating a dashboard with interactive visuals that facilitated the dissemination of data and information to various audiences in a timely manner. This achievement was made possible through the internal collaboration between the PDH and SDD. Both divisions will continue to work together to provide cutting-edge information services to PICT governments, health professionals and Pacific people on COVID-19 and other emerging diseases.




Divisions: PHD and SDD



Donors: AFD, EU, MFAT and DFAT

Guam Results Table 2021

All 2021 results can be accessed via the [Results Explorer](#), where results can be searched and filtered by Key Focus Area, SPC development objective, Primary SDG contribution, SPC Division and country.

Blue Pacific economies and livelihoods			
Result information	PICTs benefiting from the result	Result type	Primary SDG contribution
<p>14 PICTs were up to date with their annual national reports to Office International des Epizooties (OIE) concerning the status of aquatic disease. Results of the screening and targeted surveillance of notifiable OIE-listed diseases of relevance to the region in targeted commodities have been very useful to improve knowledge of the current aquatic health status in specific PICTs and has assisted these countries in their national and OIE (international) reporting. PacAqua biosecurity work, particularly in raising awareness, was rated highly (especially by stakeholders in Samoa). 5 PICTs (Fiji, French Polynesia, New Caledonia, Papua New Guinea, Vanuatu) have a national surveillance system in place and are now conducting regular surveillance for identified biological importance (PacAqua project review, 2021).</p>	<p>Cook Islands, Federated States of Micronesia, Fiji, French Polynesia, Guam, Kiribati, Marshall Islands, New Caledonia, Palau, Papua New Guinea, Samoa, Solomon Islands, Tonga, Vanuatu</p>	<p>Change in practice</p>	
Blue Pacific health (planetary health)			
Result information	PICTs benefiting from the result	Result type	Primary SDG contribution
<p>89% (9 of 10) PICTs with outbreaks shared reports in the public domain, through PacNet or through the Pacific Public Health Surveillance Network (PPHSN) focal point.</p>	<p>Cook Islands, Fiji, French Polynesia, Guam, New Caledonia, Northern Mariana Islands, Papua New Guinea, Vanuatu, Wallis and Futuna</p>	<p>Change in practice</p>	

Food systems			
Result information	PICTs benefiting from the result	Result type	Primary SDG contribution
Over 95% of participants from 8 PICTs trained on developing policy briefs reported increased knowledge and skills on the development of NCD-related policy documents.	Federated States of Micronesia, French Polynesia, Guam, Nauru, New Caledonia, Northern Mariana Islands, Tokelau, Tuvalu	Change in knowledge	
23 participants from 8 PICTs participated in a training webinar on developing policy briefs relating to NCDs.	Federated States of Micronesia, French Polynesia, Guam, Nauru, New Caledonia, Northern Mariana Islands, Tokelau, Tuvalu	Output	
6 PICTs were supported to develop their NCD-related policies: Samoa (national food and nutrition policy, health promotion foundation policy); Marshall Islands (unhealthy food marketing regulation, sugar-sweetened beverages (SSB) tax); Solomon Islands (SSB taxation, enforcement of its NCD policy); Guam (SSB tax, drinking water policy at schools); Northern Mariana Islands (SSB tax); Vanuatu (trade and food policy).	Guam, Marshall Islands, Northern Mariana Islands, Samoa, Solomon Islands, Vanuatu	Output	

Transforming institutional effectiveness			
Result information	PICTs benefiting from the result	Result type	Primary SDG contribution
20 PICTs now have their Civil Registration and Vital Statistics (CRVS) systems profiled, documented, centralised and published on the SDD website for the first time. Guidelines on the implementation of digital CRVS systems was completed and published.	REGIONAL (all PICTs), American Samoa, Cook Islands, Federated States of Micronesia, Fiji, French Polynesia, Guam, Kiribati, Marshall Islands, Nauru, New Caledonia, Niue, Northern Mariana Islands, Palau, Papua New Guinea, Samoa, Solomon Islands, Tokelau, Tonga, Tuvalu, Vanuatu	Change in practice	
13 PICTs were supported to review and release their International Merchandise Trade and Statistics reports.	REGIONAL (all PICTs), American Samoa, Cook Islands, Federated States of Micronesia, Fiji, Guam, Kiribati, Niue, Palau, Papua New Guinea, Samoa, Tonga, Tuvalu, Vanuatu	Output	

For copies of this report, please visit SPC's online Resource Centre or contact SPC's Strategy, Performance and Learning (SPL) team at spl@spc.int. Please also contact us should you have any feedback on this report.