



CODE OF CONDUCT FOR RESPONSIBLE SPEARFISHING

Safety

For spearfishing and freediving: **BE FIT!**




Spearfishing involves being under water, and water pressure is greater than air pressure. Make sure you know how to equalise; this will save you a lot of pain and problems!



Never spearfish or freedive after having consumed alcohol. Tiredness and lack of experience can also lead to accidents, such as a black-out.



All spearfishers and freedivers, regardless of their level of experience, should know how to give basic first aid.



Always use a buddy system when spearfishing — one down, one up. A good team will catch more fish and in a safer way than two working on their own!

Adequate equipment will ensure your safety and the safety of others: **BE EQUIPPED!**



Knife, speargun, mask, snorkel and fins are the essentials. Wear a wetsuit for protection against the cold, stings and sunburn, and have a floating device to store your catch in while you are in the water. This must be visible from far away! Many casualties have been caused by boats hitting divers!



CODE OF CONDUCT FOR RESPONSIBLE SPEARFISHING

Safety

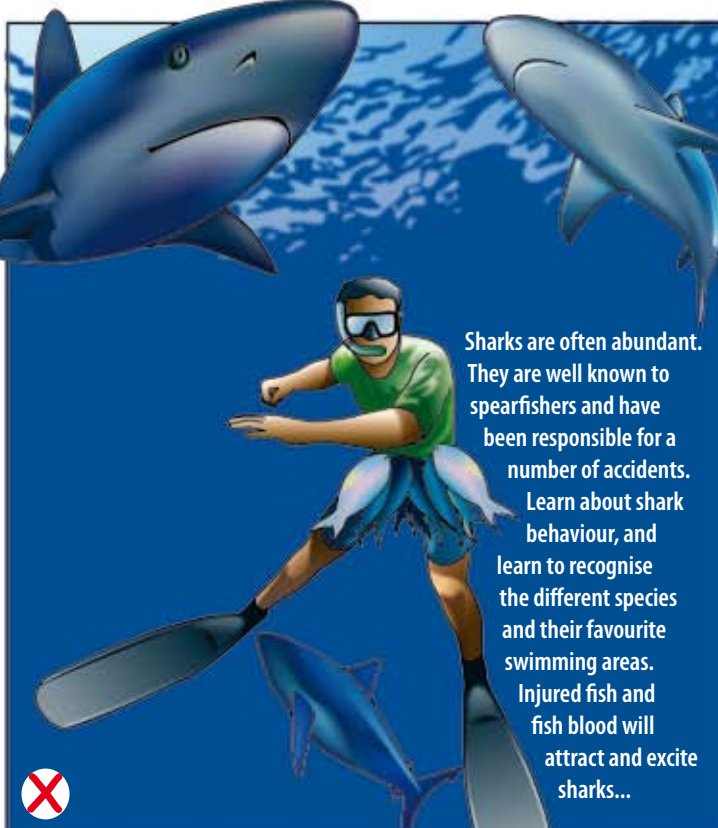
Spearfishing is a high-risk activity: **BE CAREFUL, BE SAFE!**




Spearfishing is full of risks. Spearguns, knives and boats can cause injuries. Never point a speargun at your buddy. Always be careful and responsible.



Spearfishing can be dangerous. Coral scratches, stings from lionfish and stonefish, and sunburn can easily be avoided by paying attention and protecting yourself.



Sharks are often abundant. They are well known to spearfishers and have been responsible for a number of accidents. Learn about shark behaviour, and learn to recognise the different species and their favourite swimming areas. Injured fish and fish blood will attract and excite sharks...



...so never keep fish at your belt; kill your catch quickly and place it in the boat or in a floating device.