

**2010**

**TIDAL PREDICTIONS**

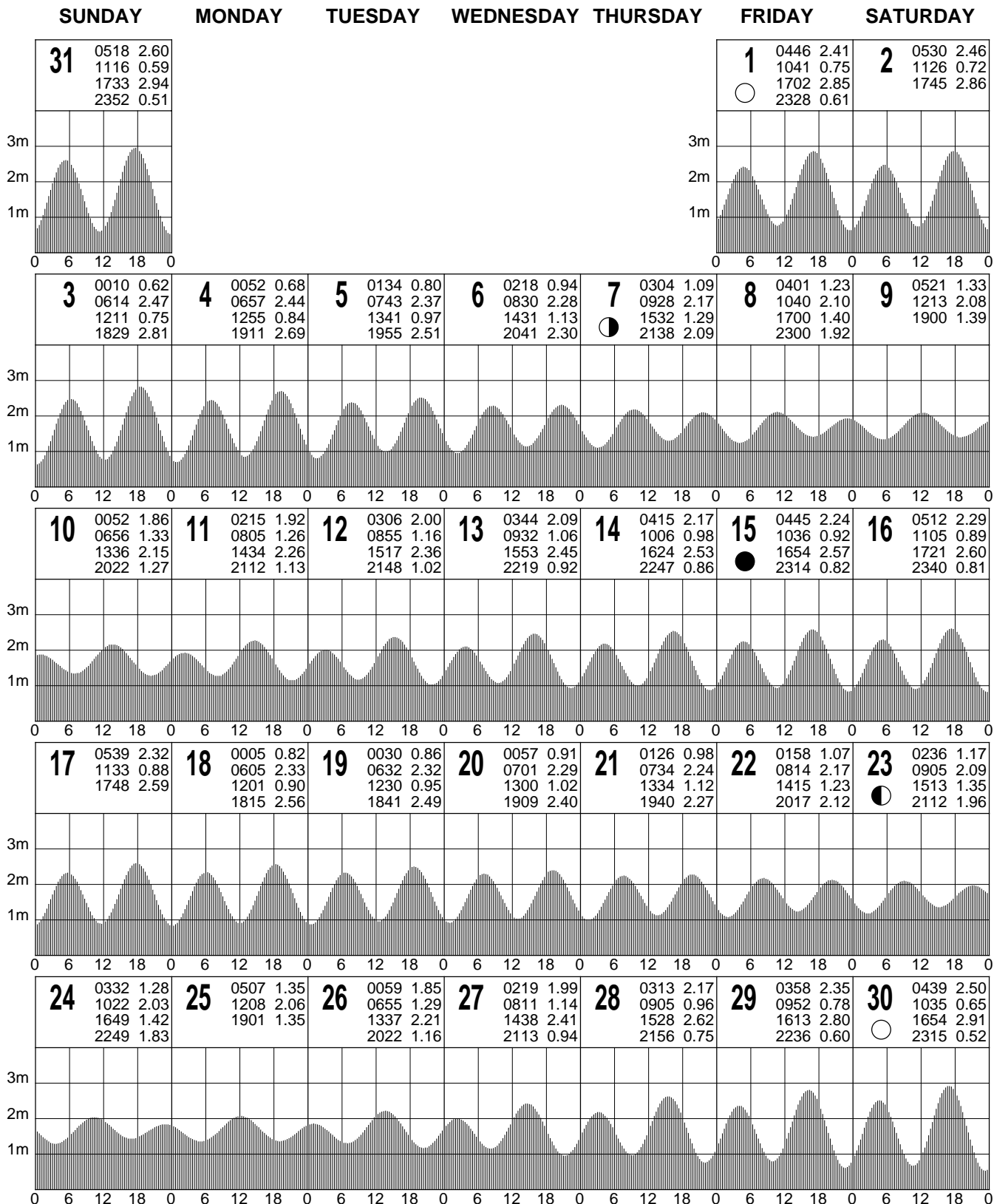
**KIRIBATI – BETIO**

# TIDE PREDICTIONS FOR KIRIBATI – BETIO

JANUARY – 2010

LOCAL STANDARD TIME

Tide gauge zero is 3.5334 metres below KIR1



© Copyright: Commonwealth of Australia 2009, Bureau of Meteorology

**Disclaimer:** These tide predictions are supplied in good faith and believed to be correct.

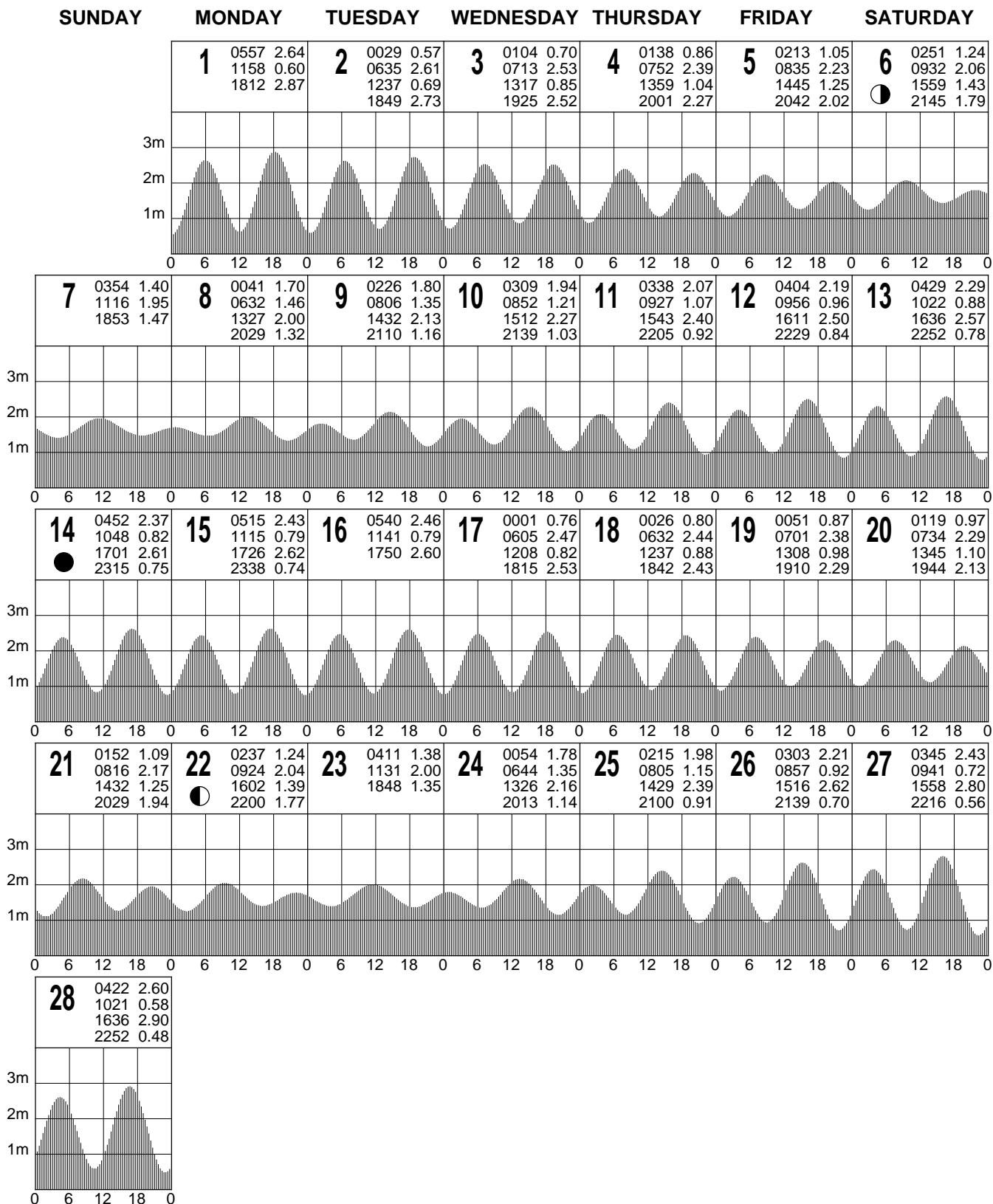
No warranty is given in respect to errors, omissions, or suitability for any purpose.

# TIDE PREDICTIONS FOR KIRIBATI – BETIO

FEBRUARY – 2010

LOCAL STANDARD TIME

Tide gauge zero is 3.5334 metres below KIR1



© Copyright: Commonwealth of Australia 2009, Bureau of Meteorology

**Disclaimer:** These tide predictions are supplied in good faith and believed to be correct.

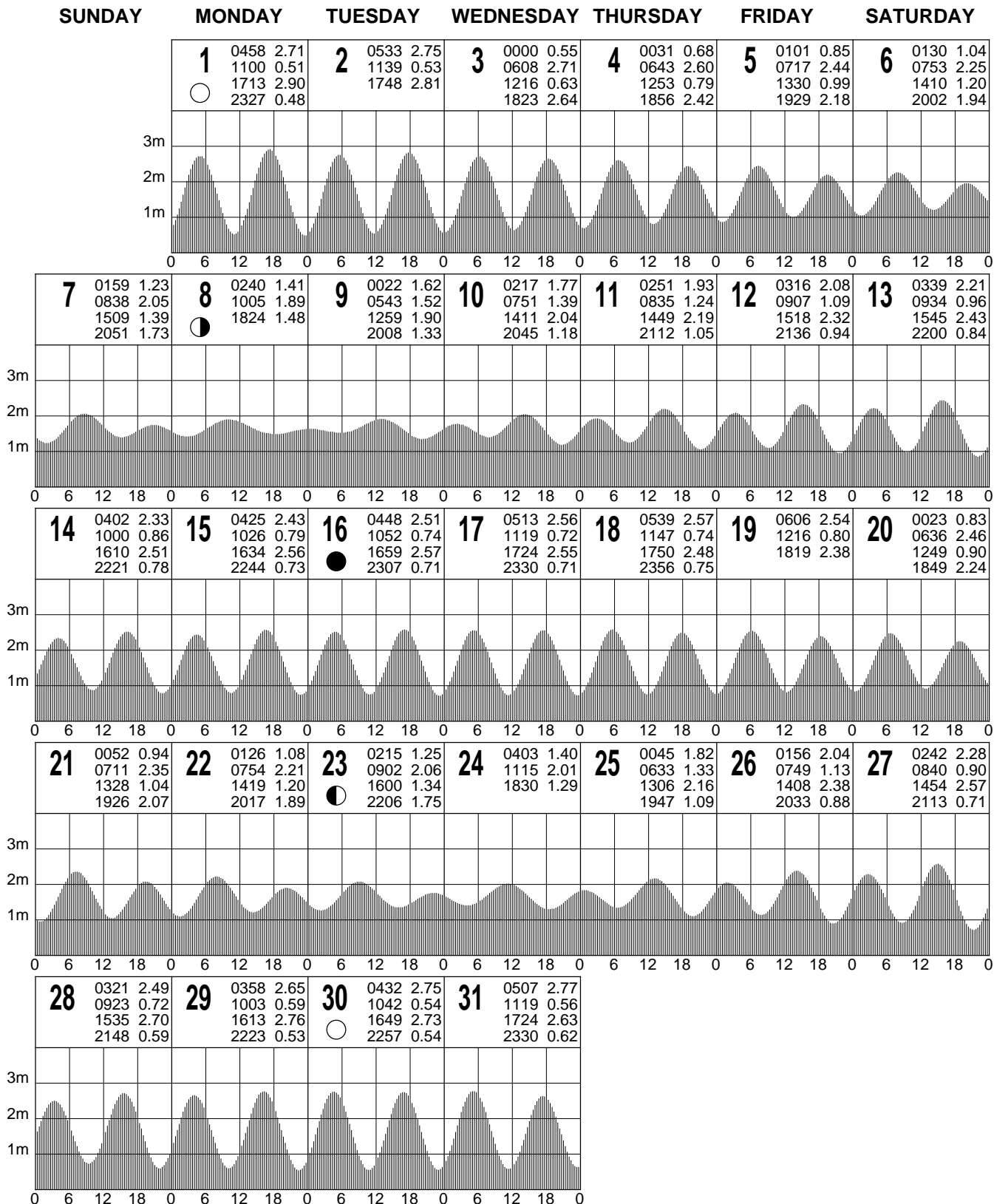
No warranty is given in respect to errors, omissions, or suitability for any purpose.

# TIDE PREDICTIONS FOR KIRIBATI – BETIO

MARCH – 2010

LOCAL STANDARD TIME

Tide gauge zero is 3.5334 metres below KIR1



© Copyright: Commonwealth of Australia 2009, Bureau of Meteorology

**Disclaimer:** These tide predictions are supplied in good faith and believed to be correct. No warranty is given in respect to errors, omissions, or suitability for any purpose.

# TIDE PREDICTIONS FOR KIRIBATI – BETIO

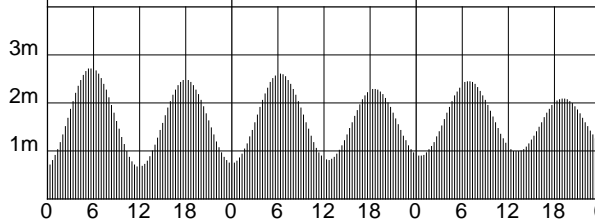
APRIL – 2010

LOCAL STANDARD TIME

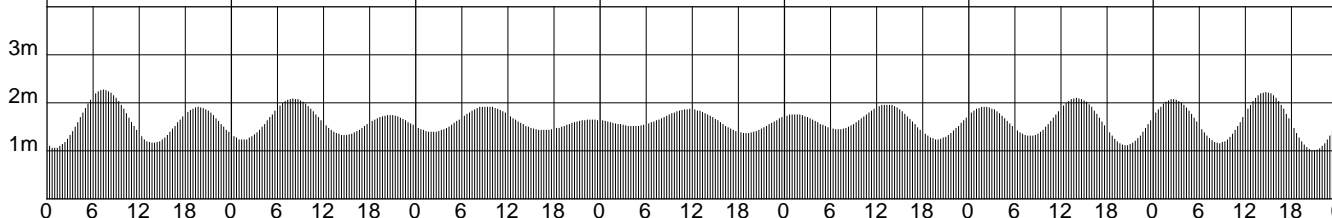
Tide gauge zero is 3.5334 metres below KIR1

SUNDAY MONDAY TUESDAY WEDNESDAY THURSDAY FRIDAY SATURDAY

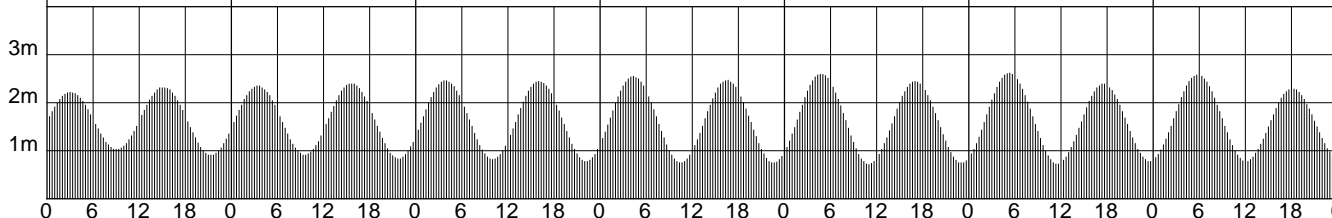
<b>1</b>	0542 2.71 1156 0.66 1759 2.47	<b>2</b>	0000 0.74 0615 2.60 1232 0.80 1832 2.28	<b>3</b>	0030 0.89 0649 2.44 1309 0.97 1906 2.09
----------	-------------------------------------	----------	--	----------	--



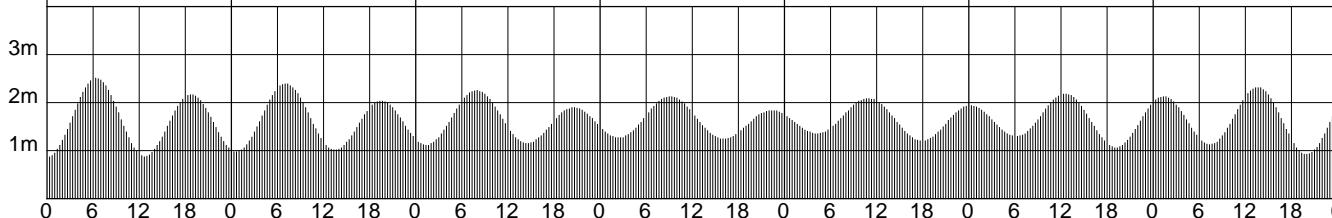
<b>4</b>	0100 1.06 0725 2.26 1348 1.15 1943 1.90	<b>5</b>	0130 1.22 0806 2.08 1444 1.32 2033 1.73	<b>6</b>	0213 1.38 0912 1.92 1635 1.42 2253 1.64	<b>7</b>	0416 1.51 1137 1.86 1905 1.36	<b>8</b>	0121 1.75 0703 1.44 1316 1.95 1956 1.23	<b>9</b>	0207 1.91 0759 1.30 1405 2.09 2029 1.11	<b>10</b>	0237 2.06 0834 1.15 1440 2.21 2056 1.00
----------	--	----------	--	----------	--	----------	-------------------------------------	----------	--	----------	--	-----------	--



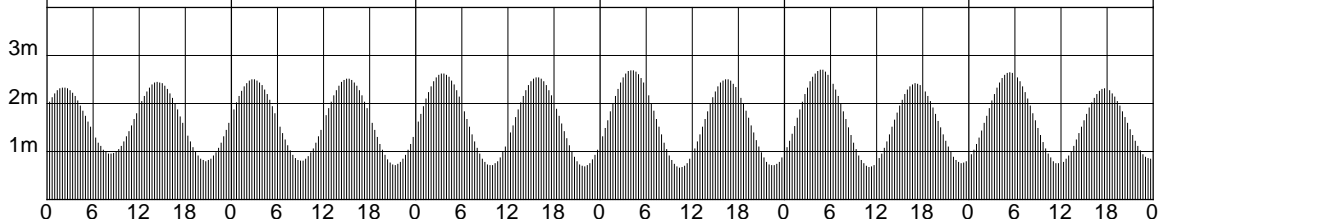
<b>11</b>	0303 2.21 0904 1.02 1509 2.32 2120 0.90	<b>12</b>	0328 2.34 0932 0.91 1536 2.39 2145 0.83	<b>13</b>	0352 2.45 1000 0.81 1603 2.44 2209 0.77	<b>14</b>	0418 2.54 1029 0.74 1631 2.46 2234 0.74	<b>15</b>	0445 2.59 1059 0.71 1700 2.44 2302 0.74	<b>16</b>	0515 2.61 1130 0.72 1731 2.38 2331 0.77	<b>17</b>	0547 2.58 1204 0.78 1805 2.29
-----------	--	-----------	--	-----------	--	-----------	--	-----------	--	-----------	--	-----------	-------------------------------------



<b>18</b>	0003 0.85 0622 2.50 1242 0.87 1843 2.17	<b>19</b>	0039 0.97 0702 2.39 1328 1.01 1929 2.02	<b>20</b>	0122 1.11 0753 2.25 1430 1.15 2034 1.89	<b>21</b>	0226 1.26 0908 2.12 1607 1.24 2221 1.83	<b>22</b>	0415 1.35 1056 2.08 1755 1.19	<b>23</b>	0013 1.93 0609 1.28 1232 2.17 1908 1.06	<b>24</b>	0123 2.12 0724 1.12 1337 2.31 1959 0.92
-----------	--	-----------	--	-----------	--	-----------	--	-----------	-------------------------------------	-----------	--	-----------	--



<b>25</b>	0212 2.32 0817 0.94 1427 2.44 2040 0.79	<b>26</b>	0253 2.49 0903 0.79 1510 2.51 2118 0.71	<b>27</b>	0331 2.62 0945 0.69 1549 2.53 2155 0.68	<b>28</b>	0409 2.69 1025 0.65 1628 2.49 2230 0.69	<b>29</b>	0445 2.69 1103 0.67 1704 2.41 2303 0.75	<b>30</b>	0520 2.64 1142 0.73 1741 2.30 2337 0.84
-----------	--	-----------	--	-----------	--	-----------	--	-----------	--	-----------	--



© Copyright: Commonwealth of Australia 2009, Bureau of Meteorology

**Disclaimer:** These tide predictions are supplied in good faith and believed to be correct.

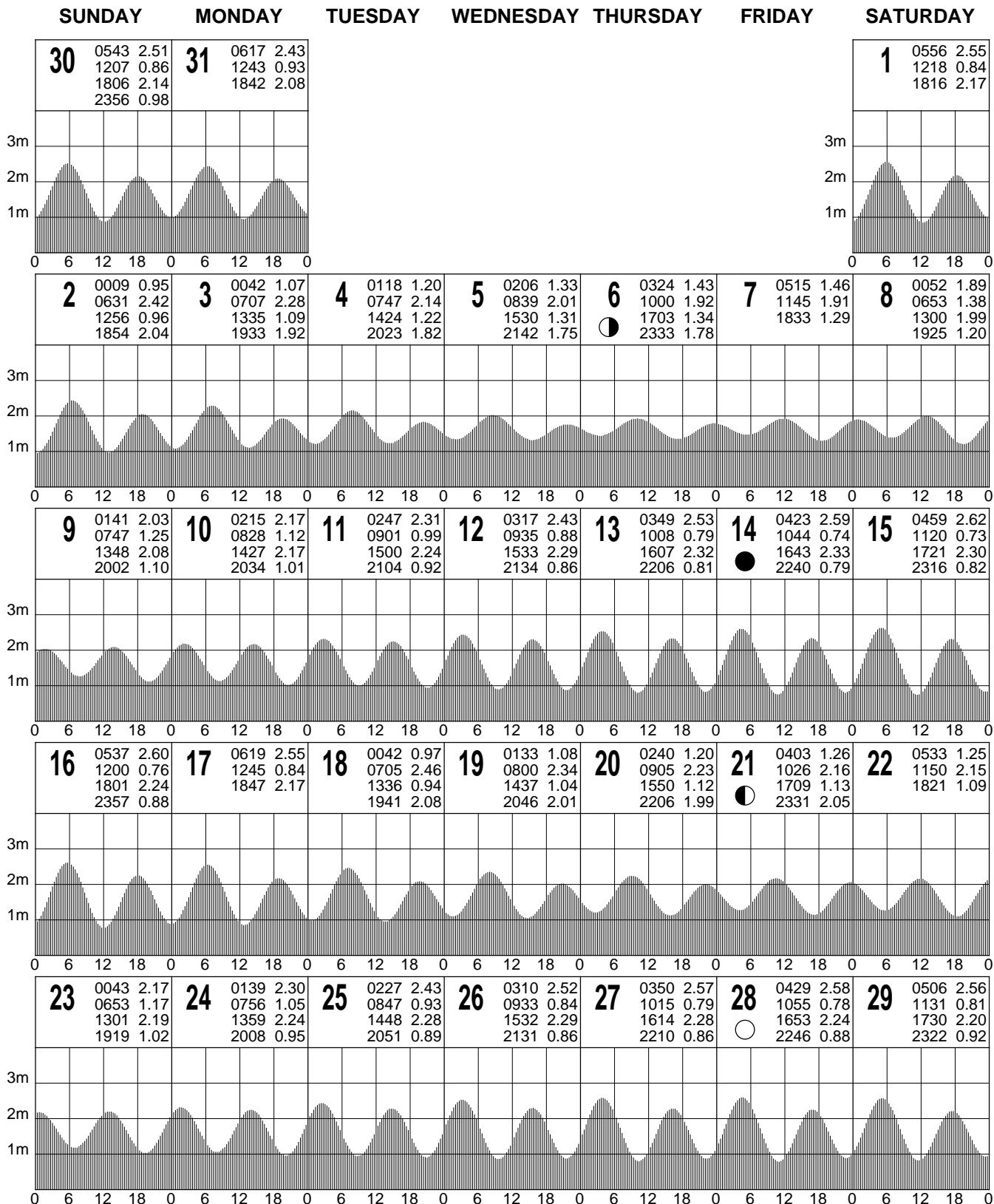
No warranty is given in respect to errors, omissions, or suitability for any purpose.

# TIDE PREDICTIONS FOR KIRIBATI – BETIO

MAY – 2010

LOCAL STANDARD TIME

Tide gauge zero is 3.5334 metres below KIR1



© Copyright: Commonwealth of Australia 2009, Bureau of Meteorology

**Disclaimer:** These tide predictions are supplied in good faith and believed to be correct.

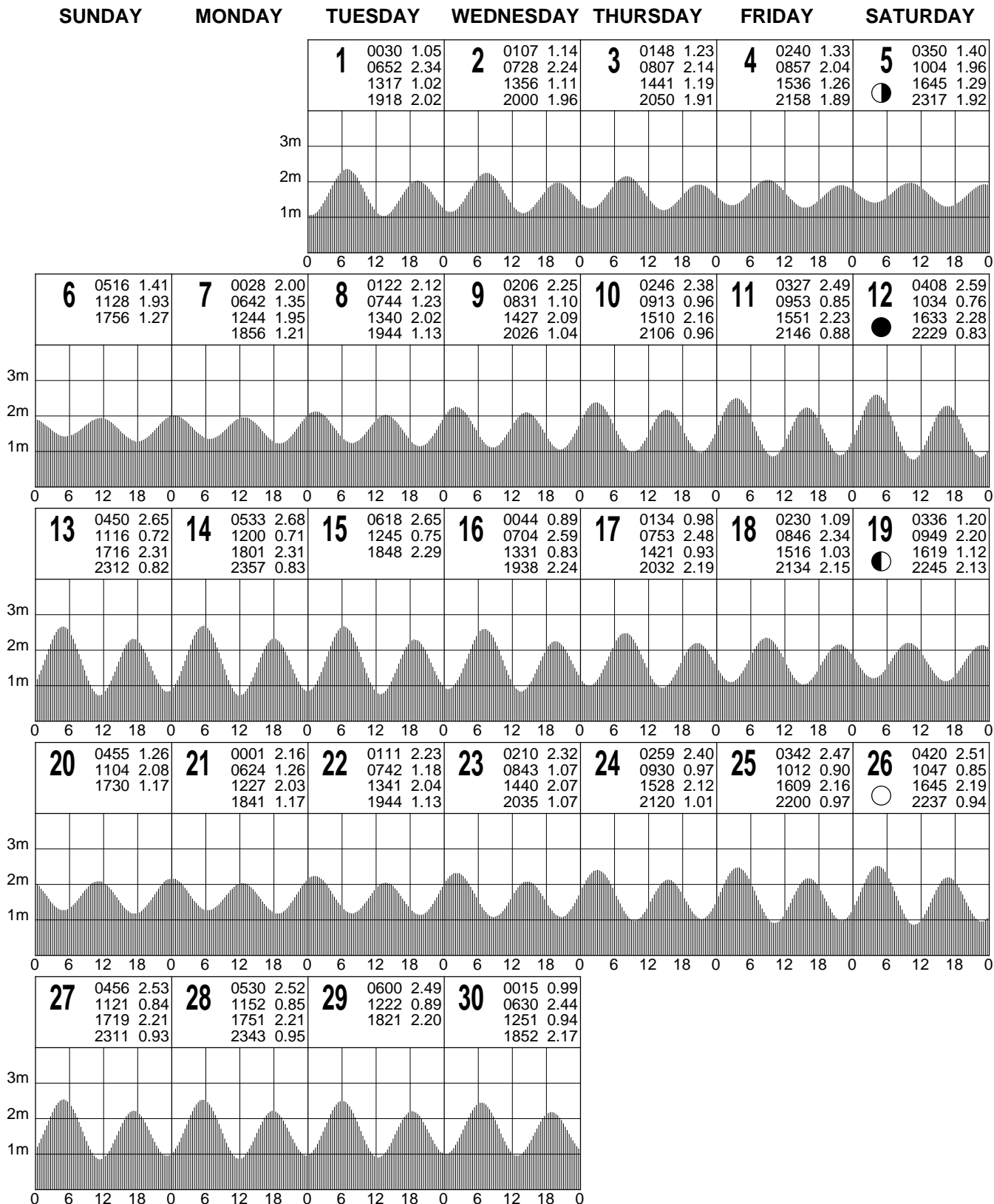
No warranty is given in respect to errors, omissions, or suitability for any purpose.

# TIDE PREDICTIONS FOR KIRIBATI – BETIO

JUNE – 2010

LOCAL STANDARD TIME

Tide gauge zero is 3.5334 metres below KIR1



© Copyright: Commonwealth of Australia 2009, Bureau of Meteorology

**Disclaimer:** These tide predictions are supplied in good faith and believed to be correct.

No warranty is given in respect to errors, omissions, or suitability for any purpose.

# TIDE PREDICTIONS FOR KIRIBATI – BETIO

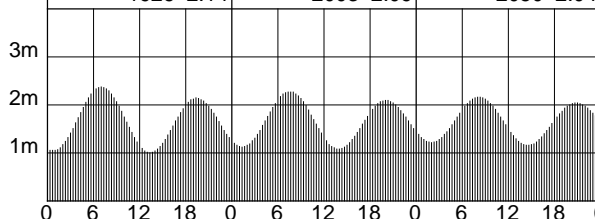
JULY – 2010

LOCAL STANDARD TIME

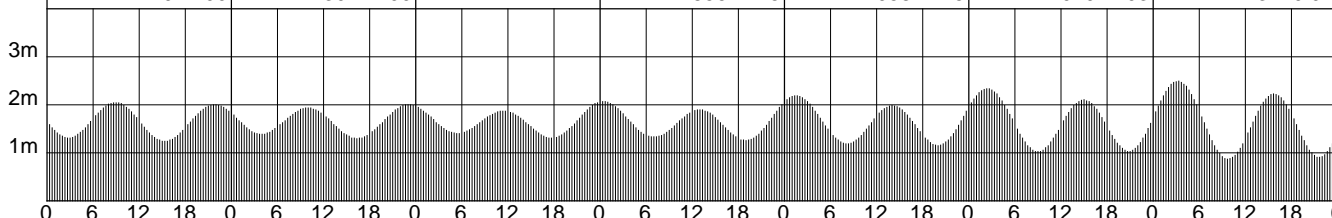
Tide gauge zero is 3.5334 metres below KIR1

SUNDAY MONDAY TUESDAY WEDNESDAY THURSDAY FRIDAY SATURDAY

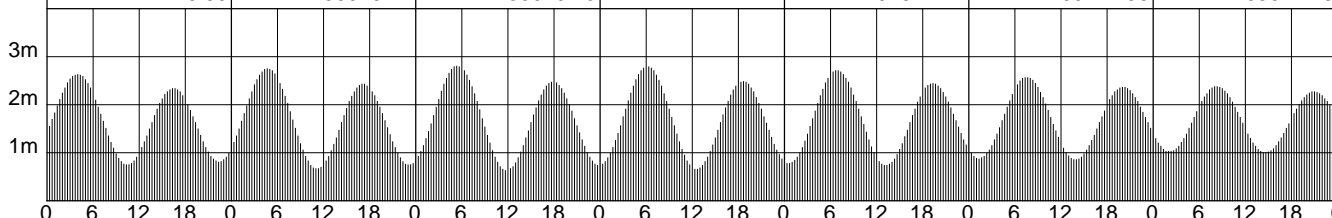
<b>1</b>	0046 1.05 0700 2.37 1321 1.00 1926 2.14	<b>2</b>	0121 1.12 0732 2.27 1354 1.08 2003 2.09	<b>3</b>	0200 1.21 0809 2.16 1431 1.16 2050 2.04
----------	--	----------	--	----------	--



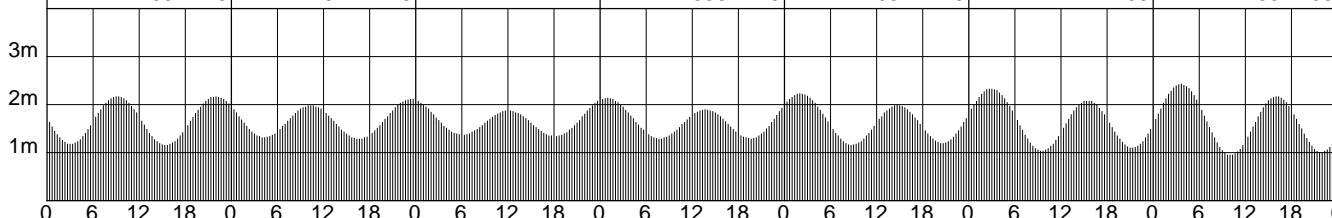
<b>4</b>	0247 1.31 0855 2.04 1518 1.24 2149 2.00	<b>5</b>	0354 1.38 0958 1.93 1622 1.29 2304 2.00	<b>6</b>	0525 1.40 1125 1.87 1741 1.31	<b>7</b>	0024 2.06 0700 1.33 1256 1.89 1856 1.25	<b>8</b>	0130 2.18 0808 1.19 1404 1.98 1958 1.15	<b>9</b>	0225 2.33 0900 1.02 1457 2.10 2049 1.03	<b>10</b>	0313 2.49 0944 0.87 1543 2.22 2137 0.91
----------	--	----------	--	----------	-------------------------------------	----------	--	----------	--	----------	--	-----------	--



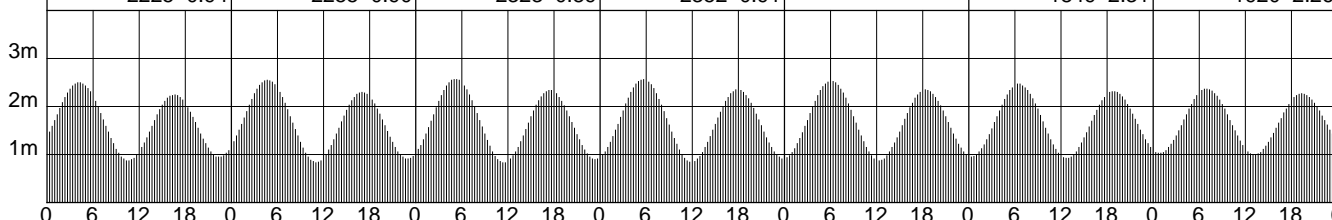
<b>11</b>	0359 2.63 1026 0.74 1627 2.33 2221 0.80	<b>12</b>	0442 2.74 1107 0.65 1710 2.42 2306 0.74	<b>13</b>	0526 2.80 1148 0.62 1752 2.47 2350 0.73	<b>14</b>	0608 2.79 1230 0.65 1834 2.48	<b>15</b>	0034 0.77 0650 2.71 1310 0.73 1918 2.44	<b>16</b>	0119 0.87 0732 2.57 1352 0.85 2004 2.36	<b>17</b>	0208 1.01 0817 2.37 1436 1.00 2056 2.26
-----------	--	-----------	--	-----------	--	-----------	-------------------------------------	-----------	--	-----------	--	-----------	--



<b>18</b>	0303 1.17 0909 2.16 1527 1.15 2159 2.16	<b>19</b>	0417 1.31 1018 1.97 1635 1.28 2322 2.10	<b>20</b>	0604 1.36 1202 1.86 1810 1.33	<b>21</b>	0055 2.13 0745 1.28 1343 1.89 1936 1.28	<b>22</b>	0205 2.22 0847 1.15 1445 1.98 2034 1.19	<b>23</b>	0257 2.32 0930 1.03 1529 2.07 2117 1.09	<b>24</b>	0337 2.42 1004 0.93 1603 2.16 2153 1.00
-----------	--	-----------	--	-----------	-------------------------------------	-----------	--	-----------	--	-----------	--	-----------	--



<b>25</b>	0411 2.49 1034 0.87 1633 2.24 2225 0.94	<b>26</b>	0442 2.54 1101 0.83 1701 2.29 2255 0.90	<b>27</b>	0510 2.57 1128 0.82 1728 2.33 2323 0.89	<b>28</b>	0537 2.56 1153 0.83 1754 2.35 2352 0.91	<b>29</b>	0603 2.52 1218 0.86 1821 2.34	<b>30</b>	0020 0.95 0630 2.46 1244 0.92 1849 2.31	<b>31</b>	0050 1.02 0658 2.36 1311 0.99 1920 2.26
-----------	--	-----------	--	-----------	--	-----------	--	-----------	-------------------------------------	-----------	--	-----------	--



© Copyright: Commonwealth of Australia 2009, Bureau of Meteorology

**Disclaimer:** These tide predictions are supplied in good faith and believed to be correct.

No warranty is given in respect to errors, omissions, or suitability for any purpose.

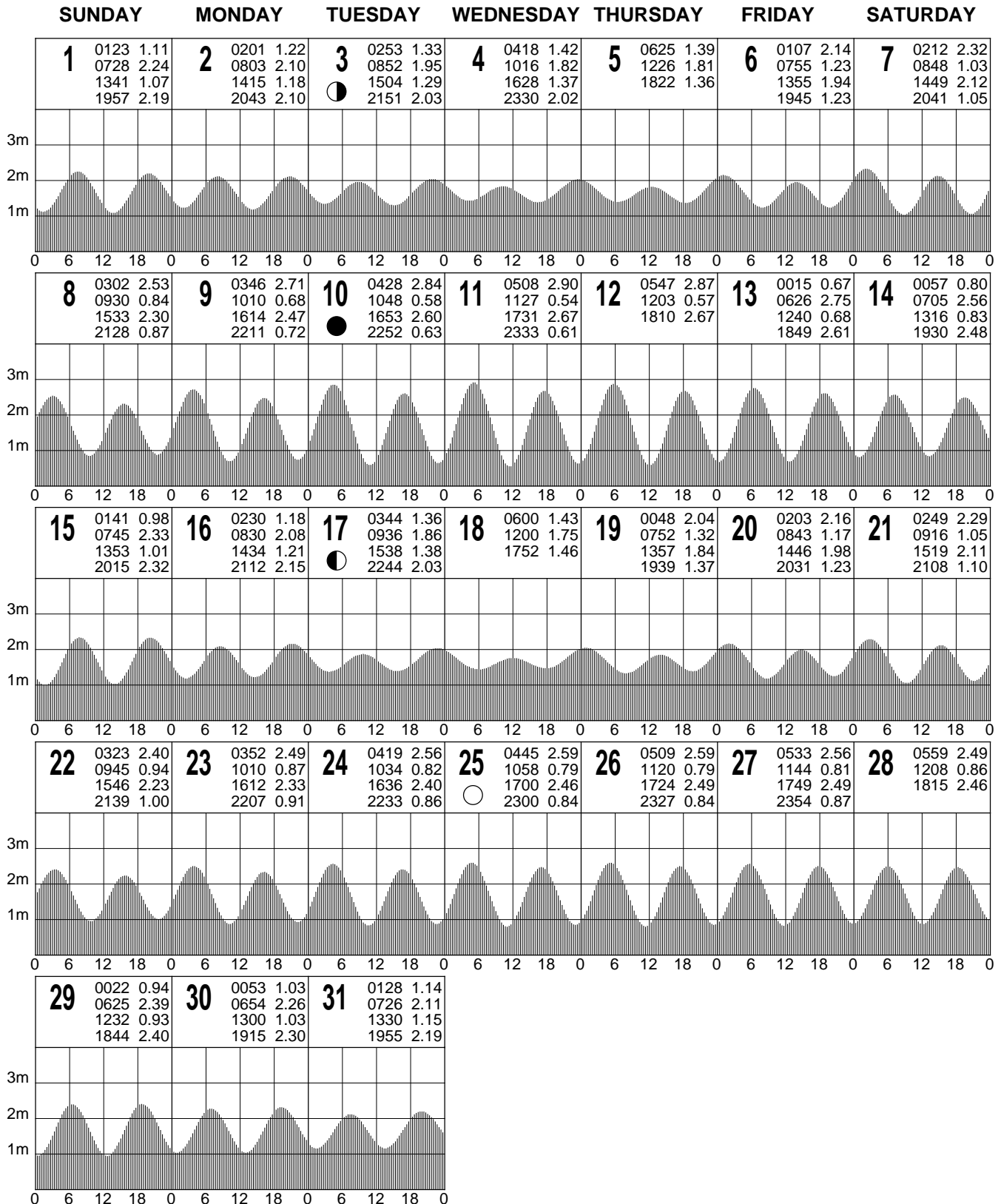


# TIDE PREDICTIONS FOR KIRIBATI – BETIO

AUGUST – 2010

LOCAL STANDARD TIME

Tide gauge zero is 3.5334 metres below KIR1



© Copyright: Commonwealth of Australia 2009, Bureau of Meteorology

**Disclaimer:** These tide predictions are supplied in good faith and believed to be correct.

No warranty is given in respect to errors, omissions, or suitability for any purpose.

# TIDE PREDICTIONS FOR KIRIBATI – BETIO

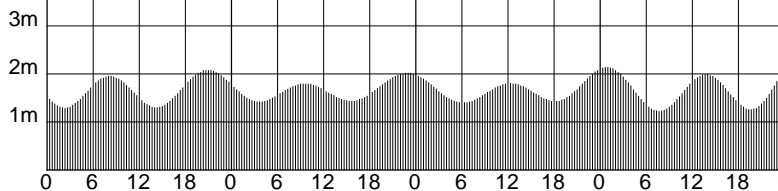
SEPTEMBER – 2010

LOCAL STANDARD TIME

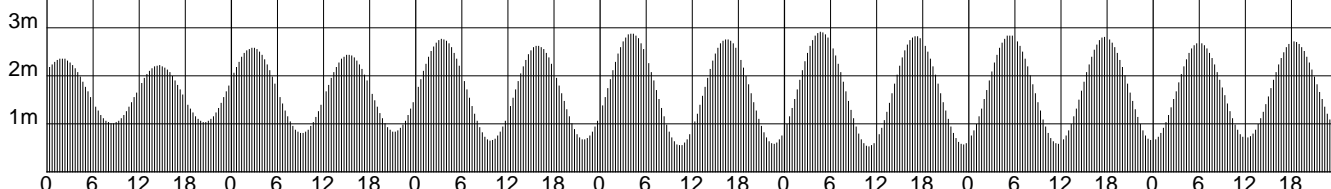
Tide gauge zero is 3.5334 metres below KIR1

SUNDAY MONDAY TUESDAY WEDNESDAY THURSDAY FRIDAY SATURDAY

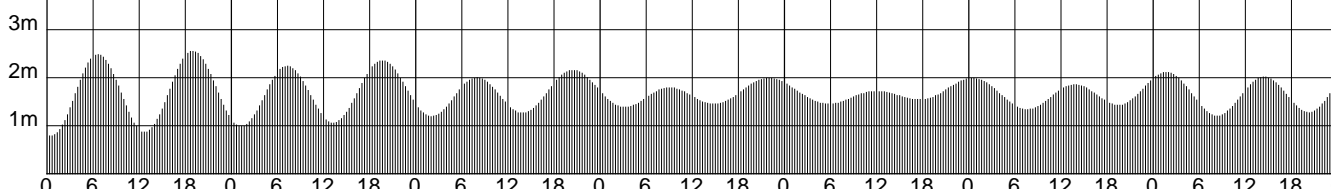
<b>1</b>	0215 1.28 0810 1.95 1413 1.29 2056 2.07	<b>2</b>	0336 1.41 0935 1.79 1535 1.43 2252 2.01	<b>3</b>	0609 1.40 1218 1.80 1807 1.42	<b>4</b>	0051 2.13 0741 1.21 1346 1.98 1935 1.25
----------	--	----------	--	----------	-------------------------------------	----------	--



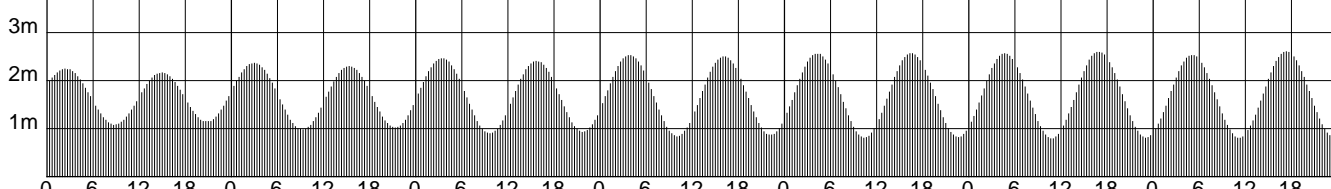
<b>5</b>	0157 2.35 0830 1.00 1435 2.21 2029 1.03	<b>6</b>	0245 2.57 0909 0.80 1515 2.43 2113 0.82	<b>7</b>	0328 2.76 0946 0.64 1553 2.62 2154 0.66	<b>8</b>	0407 2.87 1023 0.54 1630 2.75 2234 0.57	<b>9</b>	0445 2.90 1058 0.52 1706 2.81 2314 0.56	<b>10</b>	0522 2.83 1133 0.57 1743 2.80 2353 0.64	<b>11</b>	0600 2.69 1208 0.69 1820 2.70
----------	--	----------	--	----------	--	----------	--	----------	--	-----------	--	-----------	-------------------------------------



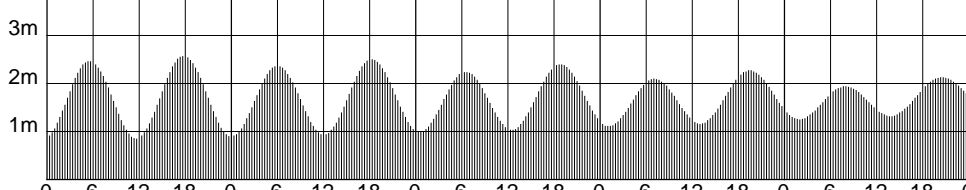
<b>12</b>	0033 0.79 0637 2.48 1242 0.86 1858 2.55	<b>13</b>	0115 0.98 0715 2.24 1315 1.06 1938 2.35	<b>14</b>	0202 1.19 0758 2.00 1350 1.26 2029 2.15	<b>15</b>	0315 1.38 0903 1.79 1445 1.45 2200 1.98	<b>16</b>	0548 1.45 1203 1.71 1734 1.54	<b>17</b>	0028 1.98 0733 1.33 1349 1.85 1928 1.42	<b>18</b>	0144 2.10 0817 1.19 1428 2.01 2015 1.27
-----------	--	-----------	--	-----------	--	-----------	--	-----------	-------------------------------------	-----------	--	-----------	--



<b>19</b>	0226 2.24 0847 1.07 1456 2.16 2048 1.13	<b>20</b>	0257 2.36 0914 0.97 1520 2.29 2117 1.01	<b>21</b>	0324 2.45 0938 0.89 1544 2.40 2144 0.92	<b>22</b>	0350 2.52 1000 0.83 1606 2.49 2210 0.85	<b>23</b>	0415 2.55 1024 0.80 1630 2.56 2236 0.81	<b>24</b>	0440 2.56 1046 0.79 1654 2.60 2302 0.80	<b>25</b>	0505 2.52 1111 0.80 1719 2.60 2330 0.82
-----------	--	-----------	--	-----------	--	-----------	--	-----------	--	-----------	--	-----------	--



<b>26</b>	0531 2.46 1135 0.84 1746 2.56 2359 0.88	<b>27</b>	0600 2.36 1201 0.92 1815 2.49	<b>28</b>	0030 0.97 0630 2.23 1230 1.02 1848 2.39	<b>29</b>	0107 1.10 0705 2.09 1302 1.15 1929 2.26	<b>30</b>	0157 1.24 0755 1.93 1347 1.31 2030 2.12
-----------	--	-----------	-------------------------------------	-----------	--	-----------	--	-----------	--



© Copyright: Commonwealth of Australia 2009, Bureau of Meteorology

**Disclaimer:** These tide predictions are supplied in good faith and believed to be correct.

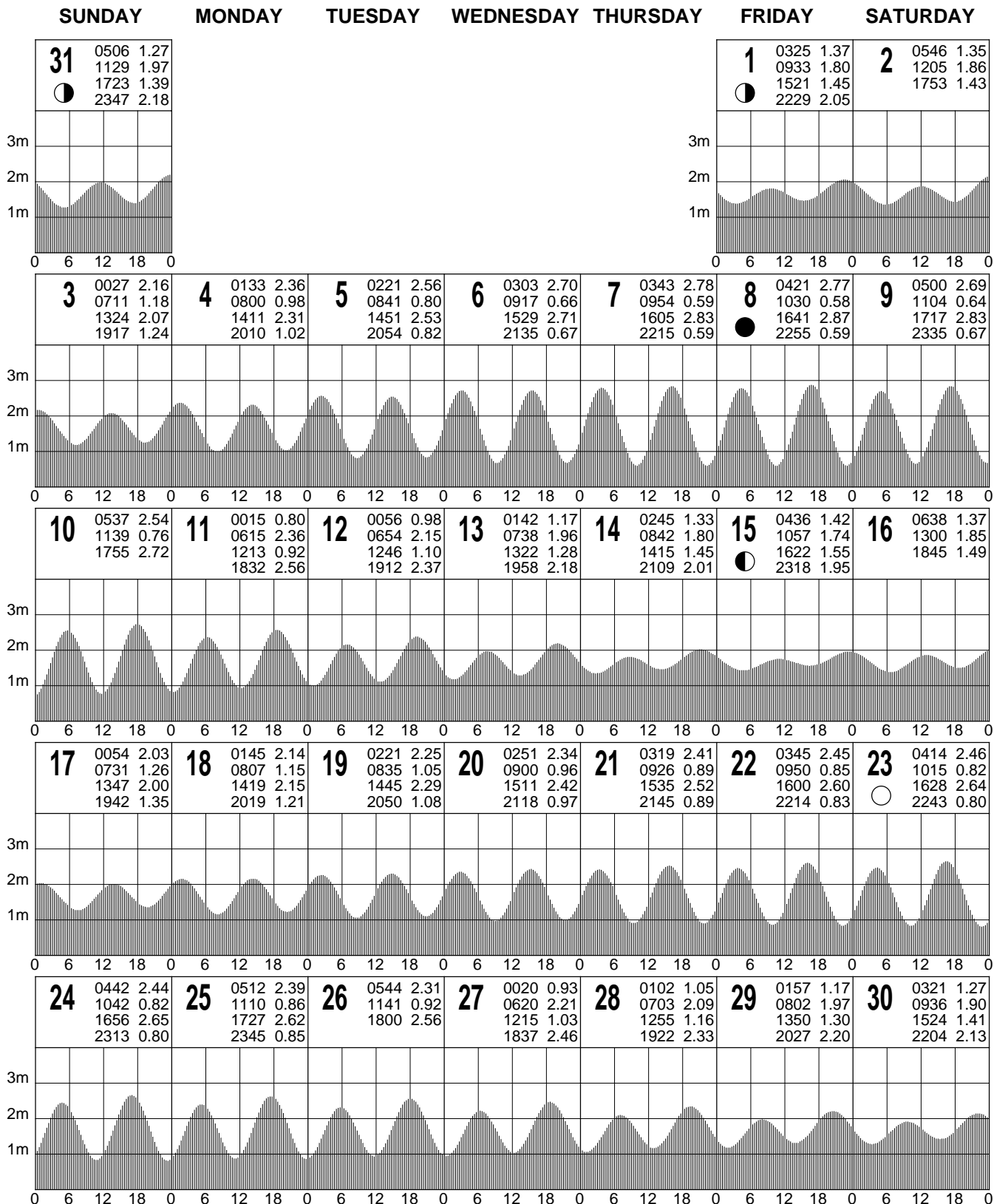
No warranty is given in respect to errors, omissions, or suitability for any purpose.

# TIDE PREDICTIONS FOR KIRIBATI – BETIO

OCTOBER – 2010

LOCAL STANDARD TIME

Tide gauge zero is 3.5334 metres below KIR1



© Copyright: Commonwealth of Australia 2009, Bureau of Meteorology

**Disclaimer:** These tide predictions are supplied in good faith and believed to be correct.

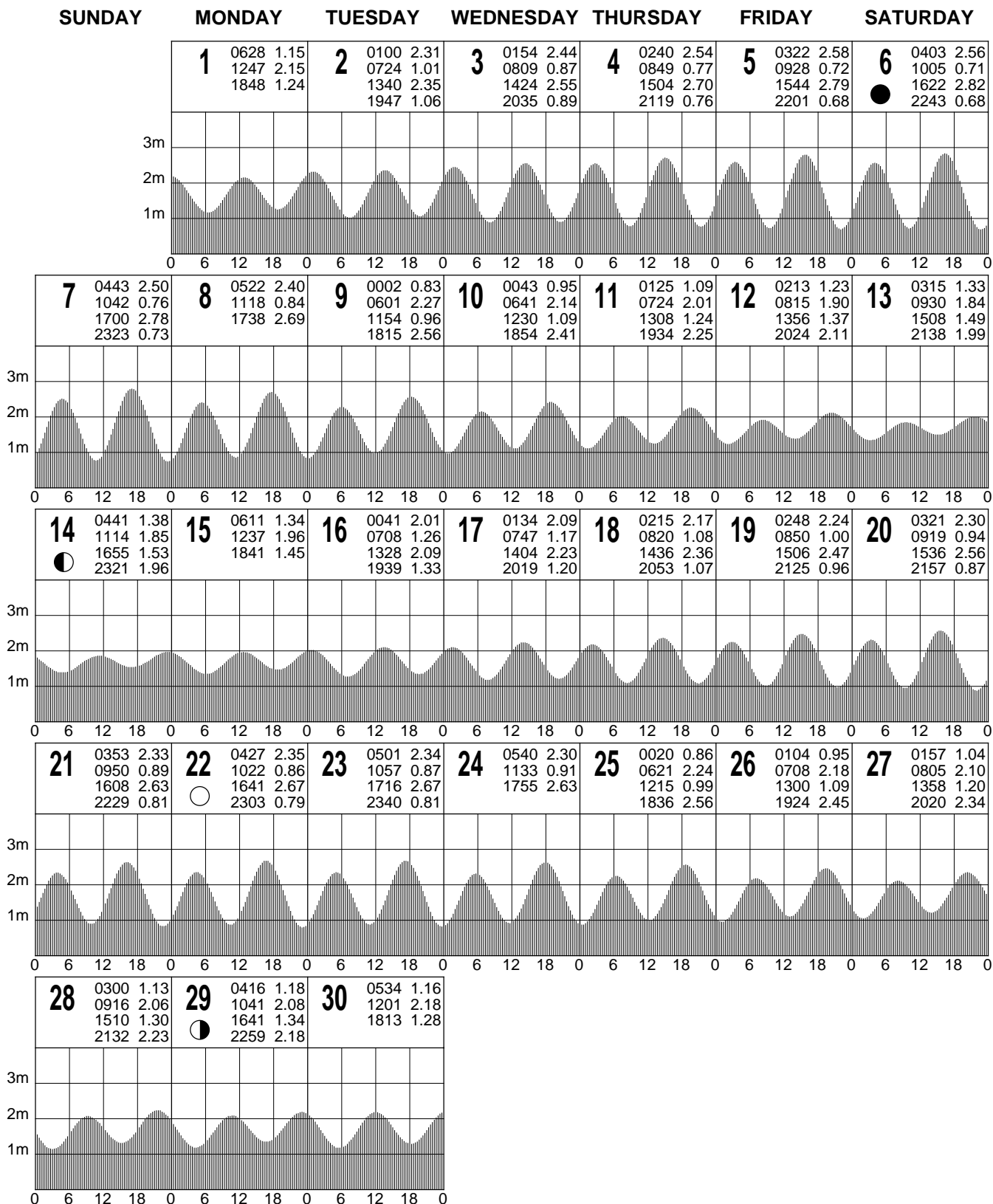
No warranty is given in respect to errors, omissions, or suitability for any purpose.

# TIDE PREDICTIONS FOR KIRIBATI – BETIO

NOVEMBER – 2010

LOCAL STANDARD TIME

Tide gauge zero is 3.5334 metres below KIR1



© Copyright: Commonwealth of Australia 2009, Bureau of Meteorology

**Disclaimer:** These tide predictions are supplied in good faith and believed to be correct.

No warranty is given in respect to errors, omissions, or suitability for any purpose.

# TIDE PREDICTIONS FOR KIRIBATI – BETIO

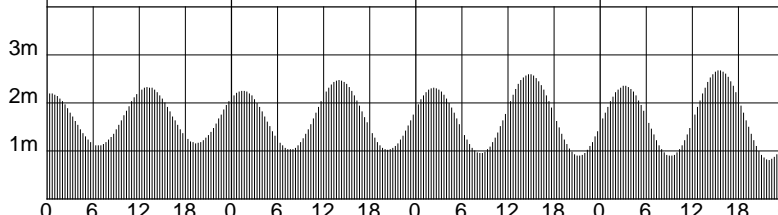
DECEMBER – 2010

LOCAL STANDARD TIME

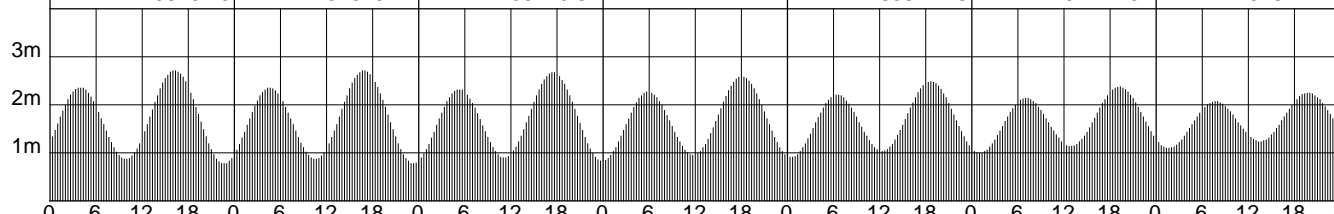
Tide gauge zero is 3.5334 metres below KIR1

SUNDAY MONDAY TUESDAY WEDNESDAY THURSDAY FRIDAY SATURDAY

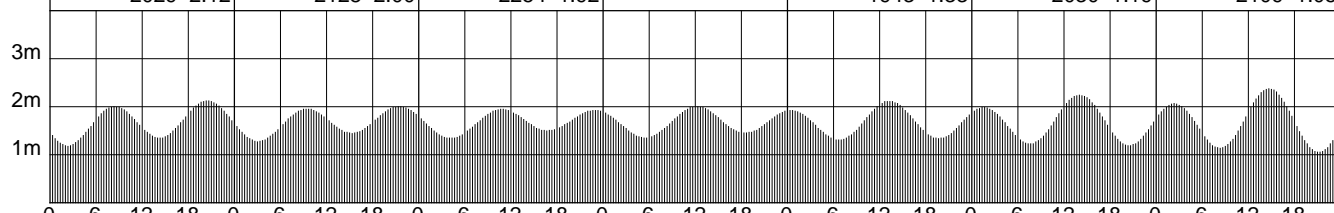
<b>1</b>	0021 2.19 0643 1.10 1307 2.32 1925 1.15	<b>2</b>	0128 2.24 0738 1.02 1400 2.46 2023 1.01	<b>3</b>	0223 2.30 0826 0.94 1447 2.58 2112 0.89	<b>4</b>	0311 2.34 0910 0.89 1531 2.67 2157 0.80
----------	--	----------	--	----------	--	----------	--



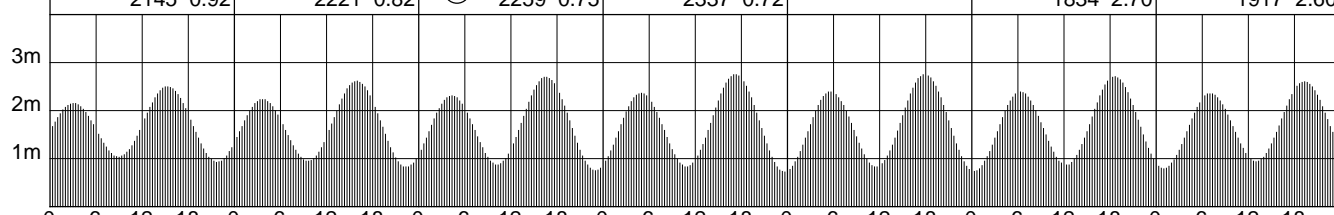
<b>5</b>	0355 2.35 0951 0.86 1612 2.71 2238 0.76	<b>6</b>	0436 2.34 1030 0.86 1651 2.70 2316 0.77	<b>7</b>	0515 2.31 1108 0.89 1728 2.66 2354 0.82	<b>8</b>	0552 2.26 1144 0.95 1803 2.58	<b>9</b>	0029 0.89 0628 2.20 1218 1.03 1838 2.48	<b>10</b>	0103 0.99 0703 2.13 1253 1.13 1911 2.37	<b>11</b>	0138 1.09 0742 2.06 1330 1.23 1946 2.24
----------	--	----------	--	----------	--	----------	-------------------------------------	----------	--	-----------	--	-----------	--



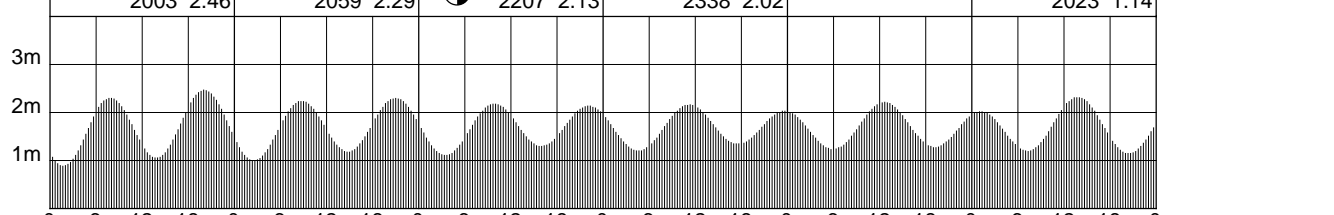
<b>12</b>	0216 1.18 0826 2.00 1415 1.34 2029 2.12	<b>13</b>	0305 1.27 0927 1.95 1516 1.44 2128 2.00	<b>14</b>	0409 1.34 1047 1.94 1645 1.49 2254 1.92	<b>15</b>	0527 1.35 1212 2.00 1830 1.45	<b>16</b>	0028 1.92 0640 1.30 1315 2.11 1943 1.33	<b>17</b>	0133 1.98 0734 1.23 1401 2.24 2030 1.19	<b>18</b>	0222 2.06 0817 1.13 1441 2.37 2109 1.05
-----------	--	-----------	--	-----------	--	-----------	-------------------------------------	-----------	--	-----------	--	-----------	--



<b>19</b>	0302 2.15 0857 1.03 1518 2.49 2145 0.92	<b>20</b>	0341 2.23 0934 0.94 1556 2.61 2221 0.82	<b>21</b>	0419 2.30 1013 0.87 1633 2.69 2259 0.75	<b>22</b>	0458 2.36 1052 0.82 1713 2.74 2337 0.72	<b>23</b>	0538 2.38 1133 0.82 1753 2.75	<b>24</b>	0016 0.73 0619 2.38 1215 0.85 1834 2.70	<b>25</b>	0059 0.79 0703 2.35 1300 0.93 1917 2.60
-----------	--	-----------	--	-----------	--	-----------	--	-----------	-------------------------------------	-----------	--	-----------	--



<b>26</b>	0143 0.88 0751 2.30 1349 1.05 2003 2.46	<b>27</b>	0230 0.99 0845 2.23 1445 1.17 2059 2.29	<b>28</b>	0327 1.10 0952 2.17 1558 1.29 2207 2.13	<b>29</b>	0436 1.20 1112 2.16 1732 1.34 2338 2.02	<b>30</b>	0558 1.23 1237 2.21 1911 1.27	<b>31</b>	0110 2.01 0715 1.19 1347 2.31 2023 1.14
-----------	--	-----------	--	-----------	--	-----------	--	-----------	-------------------------------------	-----------	--



© Copyright: Commonwealth of Australia 2009, Bureau of Meteorology

Disclaimer: These tide predictions are supplied in good faith and believed to be correct.

No warranty is given in respect to errors, omissions, or suitability for any purpose.