



Photo: Moffitt Cancer Center

# **Tobacco and manufactured tobacco substitutes: levels and trends of imports and interventions taken to control use in selected Pacific Island countries and territories**

**Ms Nilima Lal**

Economic Statistics Adviser

Statistics for Development Division: Pacific Community

**Dr Amerita Ravuvu**

Non-Communicable Diseases Policy and Planning Adviser

NCD Prevention and Control Programme

Public Health Division: Pacific Community

This page is intentionally blank.

# **Tobacco and manufactured tobacco substitutes: levels and trends of imports and interventions taken to control use in selected Pacific Island countries and territories**

**Ms Nilima Lal**

Economic Statistics Adviser

Statistics for Development Division: Pacific Community

**Dr Amerita Ravuvu**

Non-Communicable Diseases Policy and Planning Adviser

NCD Prevention and Control Programme

Public Health Division: Pacific Community



Pacific  
Community  
Communauté  
du Pacifique

Noumea, New Caledonia, 2022

© Pacific Community (SPC) 2022

All rights for commercial/for profit reproduction or translation, in any form, reserved. SPC authorises the partial reproduction or translation of this material for scientific, educational or research purposes, provided that SPC and the source document are properly acknowledged. Permission to reproduce the document and/or translate in whole, in any form, whether for commercial/for profit or non-profit purposes, must be requested in writing. Original SPC artwork may not be altered or separately published without permission.

Original text: English

Pacific Community Cataloguing-in-publication data

Lal, Nilima

Tobacco and manufactured tobacco substitutes: levels and trends of imports and interventions taken to control use in selected Pacific Island countries and territories / Nilima Lal, Amerita Ravuvu

1. Tobacco – Oceania.
2. Tobacco use – Oceania – Prevention – Statistics.
3. Tobacco industry – Government policy – Oceania.
4. Smoking – Oceania – Prevention.
5. Cigarettes – Oceania – Statistics.
6. Tobacco substitutes – Oceania – Statistics.

I. Lal, Nilima II. Ravuvu, Amerita III. Title IV. Pacific Community

613.850995

AACR2

ISBN: 978-982-00-1436-7



## Contents

Contents .....	iii
Acknowledgements .....	iv
Abbreviations, definitions and notes .....	v
1. Abbreviations .....	v
2. Definitions .....	vi
3. Notes .....	vii
A. Introduction .....	1
B. Regional analysis .....	2
C. Country analysis .....	3
1. American Samoa .....	4
2. Commonwealth of the Northern Mariana Islands .....	5
3. Cook Islands .....	6
4. Federated States of Micronesia .....	7
5. Fiji .....	8
6. French Polynesia .....	10
7. Kiribati .....	12
8. New Caledonia .....	13
9. Palau .....	14
10. Papua New Guinea .....	16
11. Samoa .....	18
12. Solomon Islands .....	19
13. Tonga .....	21
14. Tuvalu .....	23
15. Vanuatu .....	24
16. Wallis and Futuna .....	25
D. Summary of findings and conclusion .....	26
Appendix 1 .....	27
Appendix 2 .....	28
Appendix 3 .....	30

## Acknowledgements

We would like to thank the following colleagues for their invaluable assistance in the writing of this paper:

Dr Si Thu Win Tin, Non-Communicable Disease (NCD) Prevention and Control Programme, Public Health Division (PHD), Pacific Community (SPC); Mr David Frank Abbott, Statistics for Development Division (SDD), SPC; Dr Ilisapeci Kubuabola, NCD Adviser – Monitoring, Evaluation and Surveillance, NCD Prevention and Control Programme, PHD, SPC; Ms Elisiva Na’ati, NCD Adviser – Public Health Nutrition, NCD Prevention and Control Programme, PHD, SPC; Ms Solène Bertrand-Protat, NCD Adviser, PHD, SPC; Ms Alison Culpin, SDD, SPC; Mr Sylvester Kilian, Papua New Guinea Customs Service; Mr John Rohi, Central Bank of Solomon Islands; staff of the Pacific Island countries and territories’ national statistics offices, customs administrations and central banks; along with the Pacific Island countries and territories’ NCD focal points and Ministries of Health for information provided through the Pacific Monitoring Alliance for NCD Action (MANA) Dashboard: National Profiles.<sup>1</sup>

---

<sup>1</sup> See more details on the dashboard here: <https://www.spc.int/updates/blog/2019/07/pacific-monitoring-alliance-for-ncd-action-mana-dashboard>

## Abbreviations, definitions and notes

### 1. Abbreviations

AUD	Australian dollar
cif	cost, insurance and freight
CNMI	Commonwealth of the Northern Mariana Islands
CPI	consumer price index
FCTC	(WHO) Framework Convention on Tobacco Control
FJD	Fijian dollar
FP	French Polynesia
FSM	Federated States of Micronesia
HS17	Harmonized Commodity Description and Coding System 2017
kg	kilogram
MANA	Pacific Monitoring Alliance for NCD Action
na	not available
NCD	non-communicable disease
NGO	non-governmental organisation
NZD	New Zealand dollar
PHD	Public Health Division
PICTs	Pacific Island countries and territories
PNG	Papua New Guinea
SAT	Samoan tala
SBD	Solomon Islands dollar
SDD	Statistics for Development Division
SPC	Pacific Community
TOP	Tongan pa'anga
USA	United States of America
USAPI	United States Affiliated Pacific Islands
USD	United States dollar
VAT	value added tax
WHO	World Health Organization
XPF	central Pacific franc



## 2. Definitions

Ad valorem	Taxes are based on the assessed value of the item being taxed.
Imports	Goods and services purchased by residents of one country that were produced in another country. <sup>2</sup>
Exports	Goods and services produced in one country <sup>3</sup> and purchased by residents of another country.

---

<sup>2</sup> Goods may have been produced in many countries due to global value chains but the last country where they are assembled and exported from is the country of export.

<sup>3</sup> The goods produced may contain imported contents.

### 3. Notes

The **valuation used** for imports is cost, insurance and freight (cif). The cif-type value includes the transaction value of the goods, the value of services performed to deliver goods to the border of the exporting country, and the value of the services performed to deliver the goods from the border of the exporting country to the border of the importing country.<sup>4</sup>

**STEPwise Approach to NCD Risk Factor Surveillance survey**, known as STEPS, is a standardised method for collecting, analysing and disseminating data on key NCD risk factors in countries such as tobacco use, alcohol use, physical inactivity, or unhealthy diet.

**Data sources** mostly include the countries' national authorities responsible for the compilation of the international merchandise trade statistics. Other sources used for the data and in-depth discussions were the central banks and customs administrations of such countries. Data estimates and literature contributions were made by the Statistics for Development Division and the Public Health Division of the Pacific Community.

**Data are subject to rounding errors.**

**Disclaimer: Some data will have undergone revision by the time this paper is published.**

---

<sup>4</sup> Lal, N. (ed.) 2021. International Merchandise Trade Statistics: Pacific Compilation Guide 2021. Noumea, New Caledonia: SPC: page 36.



## A. Introduction

Tobacco is made from the dried leaves of the *Nicotiana* plant and contains toxic chemicals, the main being nicotine. Irrespective of whether tobacco is smoked, chewed, sniffed, or its vapors inhaled,<sup>5</sup> its use is a risk factor that contributes to non-communicable diseases (NCDs).<sup>6</sup>

Smoking is addictive. To discourage people from smoking, graphic warnings and text on cigarette packages remind them of the health risks. Governments of the Pacific Island countries and territories (PICTs) are doing their utmost to reduce tobacco consumption: for example, by raising taxes on tobacco products, thereby reducing exposure to tobacco and tobacco smoke.

This paper looks at the levels and trends of imports of tobacco and manufactured tobacco substitutes, as well as interventions to control its use by the following 16 PICTs:

- **Melanesian countries:** Fiji, New Caledonia, Papua New Guinea (PNG), Solomon Islands and Vanuatu;
- **Polynesian countries:** American Samoa, Cook Islands, French Polynesia, Samoa, Tonga, Tuvalu and Wallis and Futuna;
- **Micronesian countries:** Commonwealth of the Northern Mariana Islands (CNMI), Federated States of Micronesia (FSM), Kiribati and Palau.

Respondents were requested to provide data classified according to the Harmonized Commodity Description and Coding System 2017 (HS17)<sup>7</sup> (see Table 1 below).

**Table 1: Classification of tobacco and manufactured tobacco substitutes in HS17**

HS Chapter	HS Heading	Description
<b>24</b>		<b>Tobacco and manufactured tobacco substitutes</b>
	2401	Unmanufactured tobacco; tobacco refuse
	2402	Cigars, cheroots, cigarillos and cigarettes, of tobacco or of tobacco substitutes
	2403	Other manufactured tobacco and manufactured tobacco substitutes; “homogenised” or “reconstituted” tobacco; tobacco extracts and essences

Throughout this paper HS Heading 2401 refers to unmanufactured tobacco; 2402 to cigarettes; and 2403 to other manufactured tobacco.

Due to confidentiality reasons, a few PICTs were unable to provide the disaggregation by HS Headings shown in Table 1.

This analysis of the import trends of tobacco and manufactured tobacco substitutes by 16 PICTs has been conducted at current price values as reliable and comprehensive import quantities and constant price series for the data were not available for all countries. Thus, the trends in the per capita value of imports of these tobacco products could be due to either changes in import taxes as a result of the interventions taken by PICTs to control the use of tobacco products, and/or global tobacco prices, rather than a change in the quantity actually imported. Appendix 2 on Sustainable Development Goal 03 – Good Health and Well-Being data shows a decrease in the prevalence of tobacco use in the Pacific region.

<sup>5</sup> E-cigarette – battery operated vaping product that vaporises liquid-containing nicotine as a major constituent without burning tobacco.

<sup>6</sup> Read about the NCDs Prevention and Control Programme of the Pacific Community (SPC) using this link <https://phd.spc.int/programmes/non-communicable-diseases>.

<sup>7</sup> World Customs Organization’s multipurpose international goods nomenclature.

Section B provides a regional perspective on the imports of tobacco and manufactured tobacco substitutes. As Table 2 shows it was estimated that PICTs considered in the study covered 98 per cent of the Pacific<sup>8</sup> region’s population. The data are therefore considered to give a reasonable regional overview of the import trends of tobacco and manufactured tobacco substitutes.

**Table 2: Population of PICTs that responded as a percentage of total population of PICTs**

	<b>Melanesia</b>	<b>Polynesia</b>	<b>Micronesia</b>	<b>Total population</b>
2020 population disaggregation by subregions	11,109,300	674,550	541,700	12,325,550
Subregion population as a percentage of total PICTs population	90.1	5.5	4.4	100.0
Population of PICTs that responded as a percentage of their total subregional population	100.0	99.5	55.1	98.0

Section C provides individual country perspectives on the value of imports of tobacco and manufactured tobacco substitutes and its variation from one year to the next. For those countries that provided data using the HS Headings shown in Table 1, all defined commodities that contributed significantly to the imports of tobacco and manufactured tobacco substitutes were identified. For PICTs where data on quantity were available, these have been stated and their variations from one year to the next calculated and an estimated price calculated. Section C also contains information on interventions taken to control the use of tobacco and manufactured tobacco substitutes.

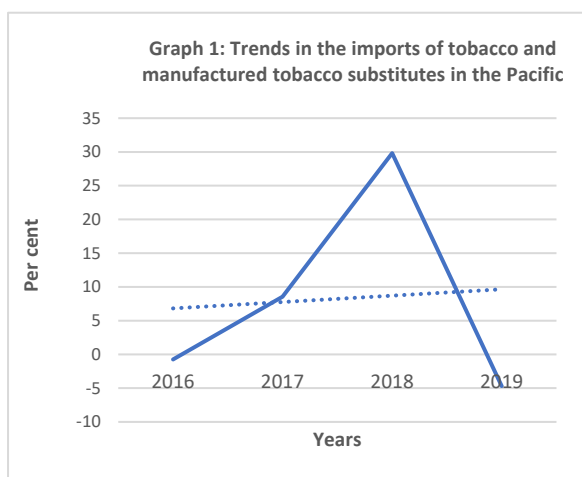
Section D gives a summary of the findings discussed in the paper and concludes.

The paper also includes three appendices. Appendix 1 details the population in the Pacific region, giving information on PICTs' 2018 and 2020 mid-year population estimates, land area, population density and the average annual growth rates. Appendix 2 refers to the Sustainable Development Goal 03 – Good Health and Well-Being and presents data on the age-standardised prevalence of current tobacco use among persons aged 15 years and older. Appendix 3 shows data on the imports of tobacco and manufactured tobacco substitutes provided by each of the 16 PICTs.

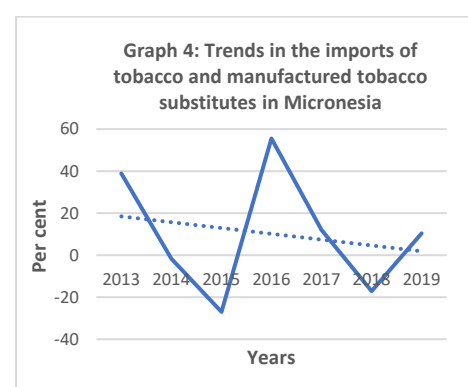
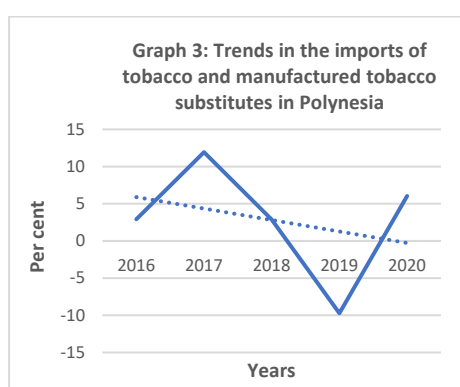
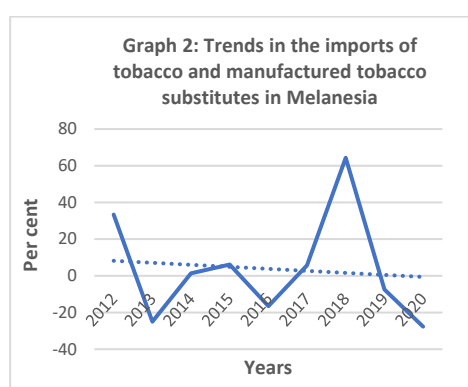
## **B. Regional analysis**

The study looked at the trends and levels of imports of tobacco and manufactured tobacco substitutes for the 10-year period: 2011–2020. Unfortunately, not all of the PICTs had data for each of the years. For the period 2015–2019 all the countries had data thus the regional analysis focuses on this period (see Graph 1 for variations from 2016–2020). Melanesian countries had data from 2011–2020 (see Graph 2 for variations from 2012–2020). In Polynesia all the countries had data for the period 2015–2020 (see Graph 3 for variations from 2016–2020) and in Micronesia all the countries had data for the period 2012–2019 (see Graph 4 for variations from 2013–2019).

<sup>8</sup> Excluding Australia and New Zealand.



Graph 1 depicts the regional trend in the value of imports of tobacco and manufactured tobacco substitutes. While the annual rate of increase in imports rose each year from 2016–2018, the rate slowed significantly in 2019. As a result, the annual rate of increase averaged 8 per cent per annum over the four-year period.



Despite the fluctuations in annual rates of change in import values in Melanesia (see Graph 2), the high imports by Fiji and PNG in 2018 and the strong decline thereafter is responsible for the slight downward trend. Polynesia (see Graph 3) and Micronesia (see Graph 4) also show downward trends. For Micronesia, the country analysis shows that the World Health Organization (WHO) Framework Convention on Tobacco Control<sup>9</sup> (FCTC) membership has a role to play for the United States Affiliated Pacific Islands (USAPI)<sup>10</sup> included in this study, namely FSM and Palau.

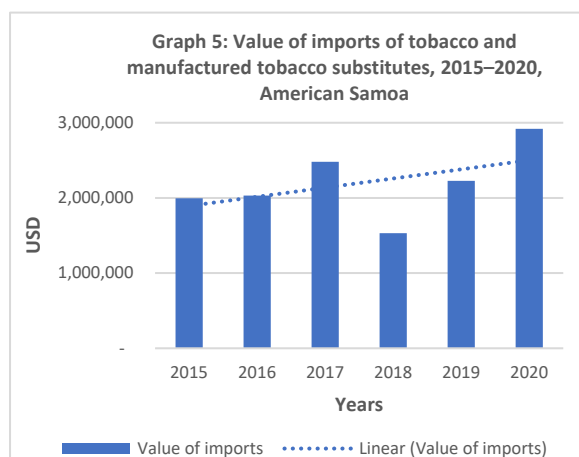
## C. Country analysis

The country analysis highlights the years with the highest and the lowest imports of tobacco and manufactured tobacco substitutes, the HS Heading that contributes most to the imports of tobacco and manufactured tobacco substitutes, and the variations and trends for the period. Information given under *Interventions taken to control the use of tobacco and manufactured tobacco substitutes* helps to explain the variations and trends in the imports of these commodities.

<sup>9</sup> For more information see: <https://www.euro.who.int/en/health-topics/disease-prevention/tobacco/publications/key-policy-documents/who-framework-convention-on-tobacco-control-who-fctc>

<sup>10</sup> Of the six USAPI, three are parties to the FCTC and these are FSM, Republic of the Marshall Islands and Palau. CNMI, Guam and American Samoa are excluded from the treaty by virtue of USA non-ratification.

## 1. American Samoa



American Samoa provided data on the value of imports of tobacco and manufactured tobacco substitutes for the period 2015–2020.

Graph 5 shows that the highest value of tobacco and manufactured tobacco substitutes imported was USD 2.9 million in 2020 and the lowest was USD 1.5 million in 2018.

Over the six-year period under review the value of imports rose from USD 2 million in 2015 to USD 2.9 million in 2020, an increase of around 46 per cent. Although there was a significant dip in the value of

imports in 2018, over the period 2015–2020 imports of tobacco and manufactured tobacco substitutes showed an increasing annual trend.

Per capita imports of tobacco and manufactured tobacco substitutes stood at USD 27 in 2018 and USD 51 in 2020. From the analysis below on interventions, the increase in the per capita imports could have been driven by tax increases.

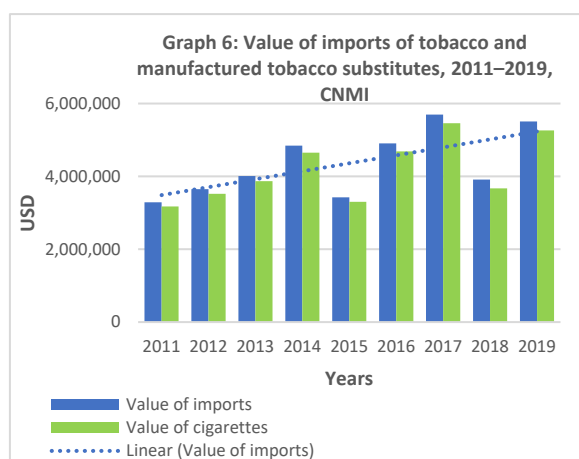
### Interventions taken to control the use of tobacco and manufactured tobacco substitutes in American Samoa

Despite being excluded from the WHO FCTC because of non-ratification by the USA, American Samoa has been active in tobacco control work. American Samoa's 2018 Adult Hybrid Survey highlighted a decrease in cigarette smoking prevalence from 2004–2018. A large amount of effort has been made to control tobacco use since the 2004 WHO STEPwise Approach to NCD Risk Factor Surveillance survey, especially in the areas of health promotion and health education. There have been strong public awareness programmes focusing on the health risks involved in smoking and reminders of laws banning smoking in public facilities, including schools and public transportation.

From 2015, American Samoa levied an excise tax of USD 0.30 per cigarette, per cigar, or per 10 grams of smoking tobacco. However, in 2018 new legislation was passed in the House of Representatives increasing the cigarette and tobacco import excise tax by USD 0.03. This increased the tax to USD 0.36<sup>11</sup> per item. The new tax further raised the price of a pack of cigarettes to about USD 14 on the main island and closer to USD 20 because of shipping costs in the outer islands. Before the tax increase, cigarette packs were varying between USD 8.75 to about USD 12 in price, depending on the location of the store.

<sup>11</sup> Perhaps another 0.03 increase may have happened between 2015–2018, but we do not have sufficient information on that.

## 2. Commonwealth of the Northern Mariana Islands



CNMI provided data on the value of imports of tobacco and manufactured tobacco substitutes by the three HS Headings for the period 2011–2019.

Graph 6 shows that the highest value of tobacco and manufactured tobacco substitutes imported was USD 5.7 million in 2017 and the lowest was USD 3.3 million in 2011.

Over the nine-year period the value of imports of tobacco and manufactured tobacco substitutes rose from USD 3.3 million in 2011 to USD 5.5 million in 2019, an increase of 67 per cent. Although there was a significant dip in the value of imports in 2015 and 2018, over the period 2011–2019 imports of tobacco and manufactured tobacco substitutes showed an increasing annual trend.

The major contributor and driver of imports of tobacco and manufactured tobacco substitutes was the value of cigarettes: these amounted to 97 per cent of import value in 2011, 2012 and 2013 and 94 per cent in 2018.

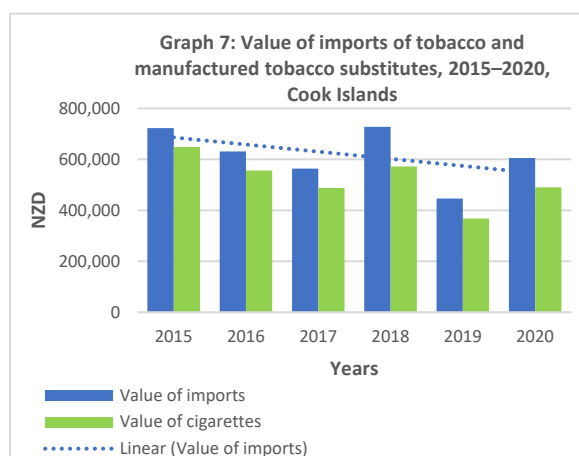
Per capita imports of tobacco and manufactured tobacco substitutes stood at USD 70 in 2018.

### Interventions taken to control the use of tobacco and manufactured tobacco substitutes in CNMI

Although excluded from the WHO FCTC because of non-ratification by the USA there have been efforts by CNMI to regulate tobacco. In September 2009, CNMI's Smoke-Free Air Act was signed into law. While falling short of the FCTC recommendations, it has helped reshape public opinion about tobacco-free environments. As of 2012, demand-side interventions such as regulating consumption in public places was heavily enforced through CNMI's Smoke-Free Air Act. Chewing areca nut/betel with or without tobacco became prohibited in certain places, such as hospitals. United States federal laws apply regarding tobacco product labelling, which requires 50 per cent of principal display areas on packaging to be covered by health warnings. Through CNMI's Public Law Act, anyone selling tobacco products in the CNMI requires an annually renewed license and the act prohibits sale of tobacco products to minors.



### 3. Cook Islands



Cook Islands provided data on the value of imports of tobacco and manufactured tobacco substitutes by the three HS Headings for the period 2015–2020.

Graph 7 shows that the highest value of tobacco and manufactured tobacco substitutes imported was NZD 728,570 in 2018 and the lowest was NZD 446,292 in 2019.

For the period 2015–2020 the value of imports of tobacco and manufactured tobacco substitutes declined from NZD 722,944 in 2015 to NZD 605,473 in 2020, a decline of around 16 per cent. Notwithstanding the increases in 2018 and 2020 there was a small but steady declining trend in the value of imports over the six-year review period.

For the period 2015–2020 the value of imports of tobacco and manufactured tobacco substitutes declined from NZD 722,944 in 2015 to NZD 605,473 in 2020, a decline of around 16 per cent. Notwithstanding the increases in 2018 and 2020 there was a small but steady declining trend in the value of imports over the six-year review period.

The major contributor and driver of imports of tobacco and manufactured tobacco substitutes was the imports of cigarettes: these amounted to a high of 90 per cent of import value in 2015 and a low of 79 per cent in 2018.

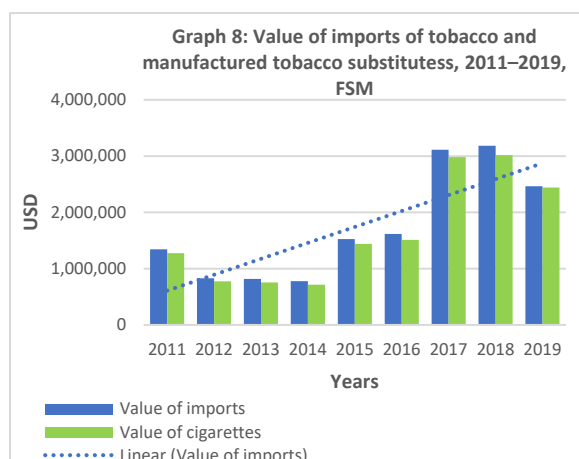
Per capita imports of tobacco and manufactured tobacco substitutes stood at NZD 48 in 2018 and NZD 40 in 2020. The decline in the per capita imports presumably reflects the positive effects of the interventions taken to control the use of tobacco and manufactured tobacco substitutes.

#### **Interventions taken to control the use of tobacco and manufactured tobacco substitutes in Cook Islands**

The Cook Islands tobacco tax and price policies are clearly stated as contributing to health objectives. The country also implemented a comprehensive ban on tobacco advertising, promotion and sponsorship within five years of entry into the WHO FCTC (2004). The Cook Islands adopted a Tobacco Control Action Plan for the period 2012–2016 to ensure that it fulfils its obligations under the WHO FCTC. The action plan stipulated that the Government of Cook Islands doubled the tobacco import levy between August 2012 and August 2014, with a 33 per cent increase each year and a 5 per cent annual increase since 2014. The first increase in 2012 raised the price of the average pack of cigarettes by approximately NZD 2.10. As of 2016, Cook Islands cigarette excise tax was 60.81 per cent of the retail price. By 2017, this had increased to 63.6 per cent of the retail price. To ensure the real value of the levy is maintained against inflation, a 2 per cent increase each year from 2016 has also been endorsed.

Cook Islands' strong taxation implementation approach is reinforced by smoking being prohibited in many public places, tobacco products having extensive requirements around labelling and advertising, and the introduction of tobacco cessation counselling with specifically trained primary health workers.

## 4. Federated States of Micronesia



FSM provided data on the value of imports of tobacco and manufactured tobacco substitutes by the three HS Headings for the period 2011–2019.

Graph 8 shows that the highest value of tobacco and manufactured tobacco substitutes imported was USD 3.2 million in 2018 and the lowest was USD 777,050 in 2014.

For the period 2011–2019 the value of imports of tobacco and manufactured tobacco substitutes rose from USD 1.3 million in 2011 to USD 2.5 million in 2019, an increase of 83 per cent. Over the nine-year period a

steady upward trend was noted.

The major contributor and driver of imports of tobacco and manufactured tobacco substitutes was the imports of cigarettes: the highest was 99 per cent in 2019 and the lowest was 92 per cent in 2013 and 2014.

Per capita imports of tobacco and manufactured tobacco substitutes stood at USD 30 in 2018.

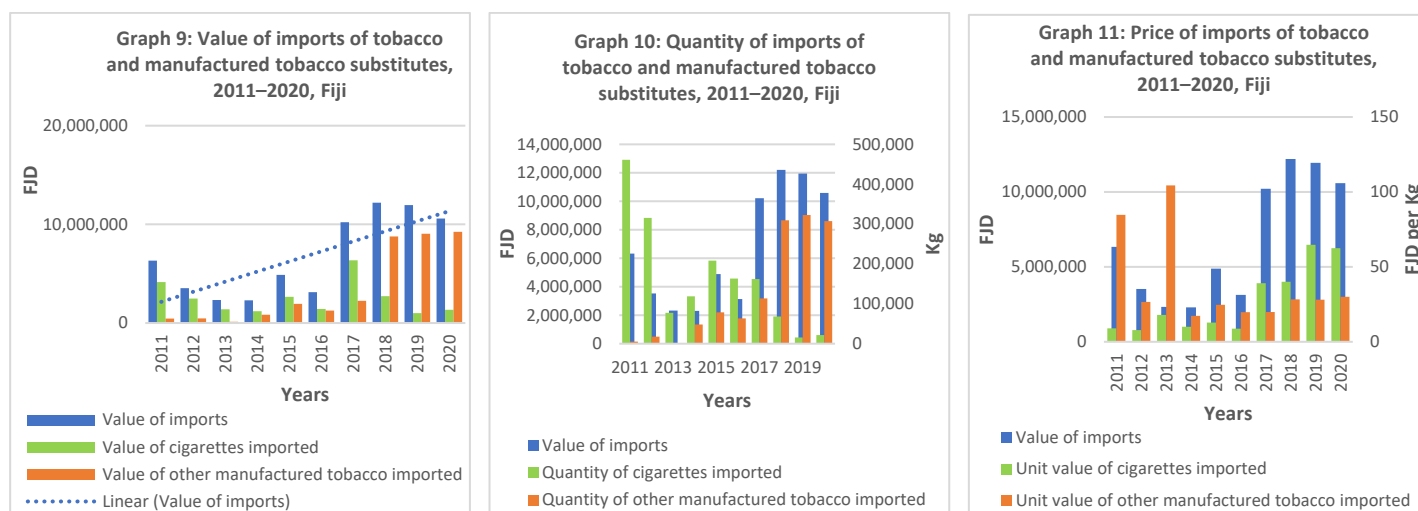
### **Interventions taken to control the use of tobacco and manufactured tobacco substitutes in FSM**

Although a USAPI, FSM is party to the WHO FCTC. A few studies have shown high rates of tobacco use with betel nut in FSM.

In Kosrae, legislators enacted a ban on single stick sales in 2008. It is the only state in the FSM with this law. Kosrae and Yap both passed Clean Indoor Air Acts in 2010 following village-wide bans on tobacco use at public functions. As of 2012, demand-side interventions such as regulating consumption in public places was heavily enforced and FSM's Clean Air Act, amended in 2013, prohibits smoking in all buildings leased by the national government. Chewing areca nut/betel with or without tobacco was prohibited in certain places, such as hospitals.

For changes in taxes, as of 1 January 2005, the cigarette import tax changed from the rate of 25 per cent ad valorem to USD 0.25 cents per cigarette, and this rate increased by USD 0.05 cents per cigarette on 1 January in 2007, 2009, 2011, 2013 and 2015, respectively. Tobacco, other than cigarettes, remained at the rate of 50 per cent ad valorem. Thus, three of the four states also added an additional sales tax on tobacco. Further to this, a bill to reduce tobacco use and its harm was introduced to the FSM Congress in 2013 and beginning 1 January 2016, cigarettes were taxed at a rate of USD 0.025 per cigarette and other tobacco at a 55 per cent ad valorem rate.

## 5. Fiji



Fiji provided data on the value and the quantity of imports and exports of tobacco and manufactured tobacco substitutes by the three HS Headings for the period 2011–2020.

Graph 9 shows that the highest value of tobacco and manufactured tobacco substitutes imported was FJD 12.2 million in 2018 and the lowest was FJD 2.3 million in 2014.

For the period 2011–2020 the value of imports of tobacco and manufactured tobacco substitutes rose from FJD 6.3 million in 2011 to FJD 10.6 million in 2020, an increase of 67 per cent. Over the 10-year period a steady upward trend was noted.

The major contributor to the imports of tobacco and manufactured tobacco substitutes was the import of cigarettes up until 2017. From 2018 imports of other manufactured tobacco surpassed the imports of cigarettes. Imports of cigarettes declined by 67 per cent from 2011–2020, while the imports of other manufactured tobacco increased by a substantial 1,954 per cent for the same period.

Graph 10 shows an increase of 5,687 per cent from 2011–2020 in the quantity of imports of other manufactured tobacco. The price shown in Graph 11 declined by 64 per cent for the same period thus driving up the imports of other manufactured tobacco and leading the import of tobacco and manufactured tobacco substitutes to increase from 2016 and soar in 2018. The cheaper price paid for the imports of other manufactured tobacco supposedly led Fiji to import these rather than import cigarettes. This paper does not look into exports but data for exports are provided in Appendix 3. (Fiji also produces tobacco, which can also be found at Appendix 3.)

Per capita imports of tobacco and manufactured tobacco substitutes stood at FJD 14 in 2018 and FJD 12 in 2020.

### **Interventions taken to control the use of tobacco and manufactured tobacco substitutes in Fiji**

Fiji signed the WHO FCTC in 2003 and was the first developing country to do so. In 2010, Fiji passed the Tobacco Control Act setting out the broad legal/policy principles, followed by the Tobacco Regulation in 2012, guidelines that dictate how the provisions of the Act are applied. Fiji successfully increased its excise duty on cigarettes by 10 per cent in 2012. Through the endorsement of the Tobacco Regulation, stringent measures towards tobacco control were instituted and these included:

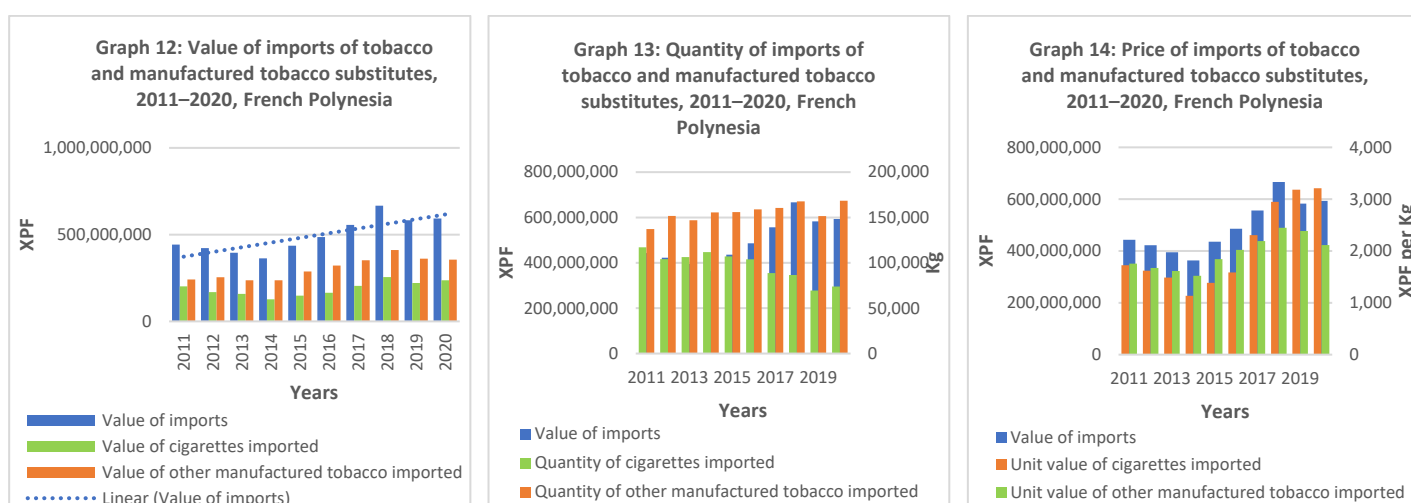
- introducing graphic health pictures on all tobacco packaging which are required to be displayed on at least 30 per cent of the front and 90 per cent of the back of packages;
- registration and renewal of all wholesalers and distributors of tobacco products on an annual basis as stipulated under Schedule 5 of the Tobacco Control Regulations 2012;
- annual renewal of tobacco control manufacturer or importation licence for manufacturers, importers and distributors of tobacco products;
- restriction of public places from smoking, and that includes workplaces, enclosed areas where the public has access, eateries and designated areas in taverns, bars and nightclubs;
- significant increase on the training done for tobacco control officers and prosecutors.

Through its annual budget, the Fiji government consistently increased tobacco taxation from 2013–2017, which resulted in a significant increase in the prices of tobacco products, more specifically cigarettes, as can be seen from the analysis above. In 2014–2015, excise duty on tobacco had increased by an additional 10 per cent. By 2015–2016, it had increased by an additional 0.6 per cent. By 2018, excise tax on tobacco had risen by 15 per cent as agreed with the tobacco industry, and 2018 was the last year of that agreement. In 2019, excise on tobacco was not increased.

As of 2020, tobacco taxation remains below the WHO FCTC declared best-practice taxation threshold of over 70 per cent. Currently, it is reported that only 20.6 per cent of the retail price of cigarettes is excise tax. An e-cigarette policy enacted in 2021 restricted the importation of e-cigarettes. These can only be for personal use.

While there is significant progress in Fiji's compliance with the FCTC, illicit tobacco trading is on the rise. Tax avoidance and tax evasion continue to increase, and they undermine the effectiveness of tobacco control policies. These activities range from legal actions such as purchasing tobacco products from lower tax jurisdictions to illegal ones such as smuggling and counterfeiting. Lately, Fiji has also experienced an increase in chewing tobacco (which is an illegal product) and counterfeit tobacco products which do not meet the requirements of Fiji's legislation. There are also more unregulated, emerging tobacco products such as shisha and other products such as e-cigarettes. Fiji's step to becoming a party to the WHO's Protocol to Eliminate Illicit Trade in Tobacco Products in 2019 was timely.

## 6. French Polynesia



French Polynesia provided data on the value and the quantity of imports of tobacco and manufactured tobacco substitutes by the three HS Headings for the period 2011–2020.

Graph 12 shows that the highest value of tobacco and manufactured tobacco substitutes imported was XPF 666.5 million in 2018 and the lowest was XPF 363.6 million in 2014.

For the period 2011–2020 the value of imports of tobacco and manufactured tobacco substitutes rose from XPF 443.1 million in 2011 to XPF 593.3 million in 2020, an increase of 34 per cent. Over the 10-year period a steady upward trend was noted.

The major contributor driving the imports of tobacco and manufactured tobacco substitutes was other manufactured tobacco which from 2011–2020 contributed 62 per cent to the imports of tobacco and manufactured tobacco substitutes. Thirty-eight per cent was contributed by cigarettes. While imports of cigarettes increased by 17 per cent from 2011–2020, imports of other manufactured tobacco increased by 48 per cent for the same period.

The increase in the value of imports of tobacco and manufactured tobacco substitutes is due to the increase in both the quantity and price of the imports of other manufactured tobacco. Graph 13 shows that from 2011–2020 the quantity of imports of other manufactured tobacco increased by 23 per cent and Graph 14 shows that for the same period the price increased by 20 per cent. The quantity of cigarettes imported on the other hand had declined by 37 per cent but the price went up by 86 per cent.

Per capita imports of tobacco and manufactured tobacco substitutes stood at XPF 2,105 in 2018 and XPF 2,127 in 2020.

### Interventions taken to control the use of tobacco and manufactured tobacco substitutes in French Polynesia

As a party to the FCTC, French Polynesia has reached the recommended tobacco taxation target of at least the excise tax being 70 per cent of the retail price of cigarettes.

The following taxes are levied when tobacco is imported:

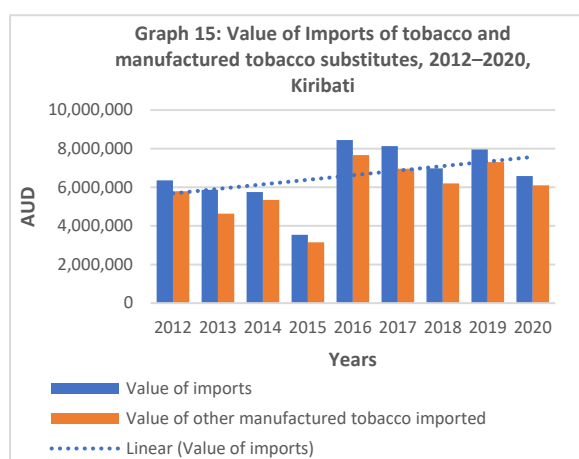
- tobacco consumption tax (60 per cent of import *cif* + XPF 8,000 to 32,200 per 1,000 cigarettes and XPF 17,000 per kg of rolling tobacco);
- tobacco and spirits countervailing charge (60 per cent of import *cif* on tobacco);

- solidarity tax (275 per cent of import *cif* on tobacco) as stipulated in the French Polynesia Public Health Code FP Act no. 2006-13 of 12 April 2006 constituting a tax on spirits and tobacco;
- under the Code, FP Act no. 2016-40 of 6 December 2016, various import duty measures were introduced and stipulate how levies and therefore, tobacco prices, were to be increased from 1 April 2017. In 2017, a sharp price hike came into force for tobacco users, representing a 39 per cent increase.

Although antismoking campaigns and hefty tobacco taxes have reduced the practice to a large extent, cigarette smoking is still significant. Most office buildings and airlines are smoke-free, smoking is prohibited within 100 metres of schools, and you will find non-smoking sections in some restaurants.

French Polynesia has tobacco health warning requirements stipulated for product packaging and prohibits any direct or indirect promotion or advertising of tobacco products or ingredients thereof. Unlike other countries requiring annual licensing requirements for tobacco sales, French Polynesia has no mandatory licensing requirements, and any trading license entitles the holder to sell tobacco.

## 7. Kiribati



Kiribati provided data on the value of imports of tobacco and manufactured tobacco substitutes by the three HS Headings for the period 2012–2020.

Graph 15 shows that the highest value of tobacco and manufactured tobacco substitutes imported was AUD 8.4 million in 2016 and the lowest was AUD 3.5 million in 2015.

For the period 2012–2020 the value of imports rose from AUD 6.4 million in 2012 to AUD 6.6 million in 2020, an increase of around 3 per cent. Over the 10-year period imports of tobacco and manufactured tobacco

substitutes showed an increasing trend, although there was a noticeable decline in 2015.

The major contributor and driver of the imports of tobacco and manufactured tobacco substitutes was the imports of other manufactured tobacco: the highest contribution was 93 per cent in 2014 and 2020 and the lowest was 79 per cent in 2012.

Per capita imports of tobacco and manufactured tobacco substitutes stood at AUD 61 in 2018 and AUD 55 in 2020.

### **Interventions taken to control the use of tobacco and manufactured tobacco substitutes in Kiribati**

Kiribati became a party to the WHO FCTC in 2005. A combination of specific and ad valorem taxes is applied to imports. Value added tax (VAT) of 30 per cent per kg is applied to cigarettes. Specific excise tax of AUD 12 per kg is applied to cigar, cheroots, cigarillos containing tobacco; specific excise of AUD 0.105 per stick applies to cigarettes containing tobacco and specific excise of AUD 0.05 per stick applies to other tobacco products.

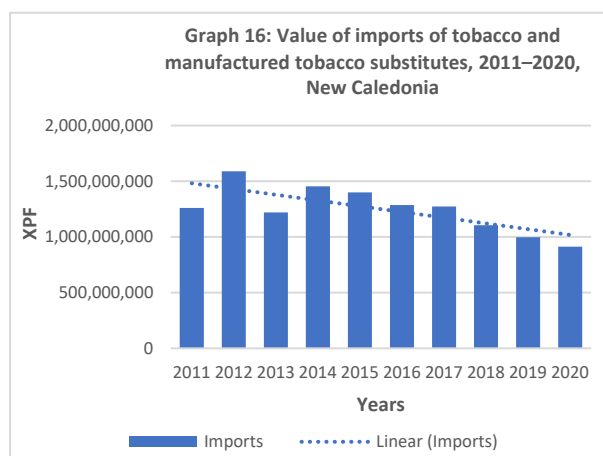
Tobacco tax is 42 per cent of the retail price, comprising 35 per cent specific excise and 7 per cent VAT.

Kiribati’s Tobacco Control Act 2013 prohibits smoking in most public areas and has designated smoking areas in licensed premises and restaurants. As part of the act, all direct and indirect advertising of tobacco products are banned. Under the country’s Tobacco Control Regulations 2013, the sale of loose cigarettes and sales of tobacco to minors (persons under 18) are prohibited. As per the regulation, smoking is permanently prohibited in any community meeting house including maneabas<sup>12</sup> and church buildings. Traditional community leaders declared their maneabas tobacco free. Two hundred and forty-six maneabas were smoke-free as of 2018. Kiribati received the WHO World No Tobacco Day Award in 2012 for this initiative.

Similar to French Polynesia, Kiribati does not have any licensing requirements of tobacco manufacture, distribution or sales.

<sup>12</sup> Community halls and meeting places, central to village life.

## 8. New Caledonia



New Caledonia provided data on the value of imports of tobacco and manufactured tobacco substitutes for the period 2011–2020. Due to confidentiality reasons New Caledonia was not able to provide data by the three HS Headings for each of the years. However, for those years they have provided the data at Appendix 3 (see Table 14).

Graph 16 shows that the highest value of tobacco and manufactured tobacco substitutes imported was XPF 1,589.8 million in 2012 and the lowest was XPF 912 million in 2020.

For the period 2011–2020 the value of imports decreased from XPF 1,260.1 million in 2011 to XPF 912.2 million in 2020, a decline of around 20 per cent. Over the 10-year period imports of tobacco and manufactured tobacco substitutes showed a declining trend, although there was a noticeable increase in 2012.

Per capita imports of tobacco and manufactured tobacco substitutes stood at XPF 4,068 in 2018 and XPF 3,342 in 2020. The decline is presumably due to the increase in taxes as mentioned below under interventions.

### **Interventions taken to control the use of tobacco and manufactured tobacco substitutes in New Caledonia**

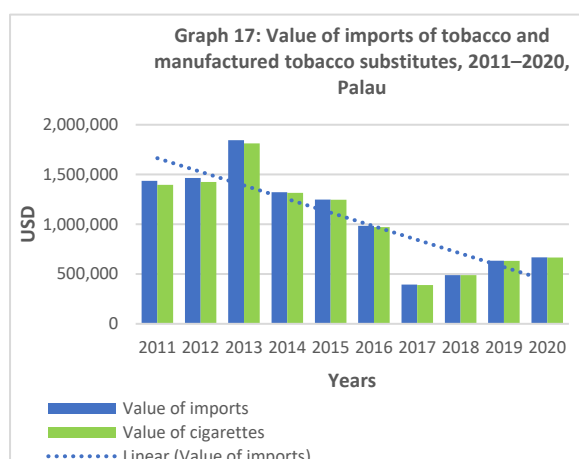
As a measure to decrease the consumption of tobacco products and increase tax revenue, the New Caledonia government has progressively increased taxation of tobacco products.

- In 2009, a tobacco tax increase of 25 per cent was passed.
- In 2015, a tobacco price hike of 30 per cent reduced consumption by about 5 per cent.
- In 2018, tax on tobacco products increased by 40 per cent which saw a reduction in the sale of cigarettes in 2019.
- In 2019, the price of loose tobacco increased by 25 per cent because of the growing number of smokers rolling their own cigarettes to counter the price increase of cigarettes. It was estimated that tobacco consumption would decrease by about 10 per cent with this price hike but no impact assessment has yet been undertaken to provide evidence for this.
- As a policy extension of the government’s efforts to reduce smoking and invest tobacco tax revenue in other addiction interventions, a tobacco tax of 10 per cent has been passed in 2022 for the next three years.

New Caledonia has surpassed the tobacco taxation target recommended in the WHO FCTC of at least 75 per cent of the retail price of tobacco products, inclusive of at least a 70 per cent excise tax.



## 9. Palau



Palau provided data on the value of imports of tobacco and manufactured tobacco substitutes by the three HS Headings for the period 2011–2020.

Graph 17 shows that the highest value of tobacco and manufactured tobacco substitutes imported was USD 1.8 million in 2013 and the lowest was USD 394,026 in 2017.

For the period 2011–2020 the value of imports of tobacco and manufactured tobacco substitutes declined from USD 1.4 million in 2011 to USD 0.7 million in 2020, a decline of around 54 per cent. Over the 10-year period

there was a steady downward trend although there was a noticeable increase in 2013.

The major contributor and driver of imports of tobacco and manufactured tobacco substitutes was the import of cigarettes: the highest contribution was 100 per cent in 2015, 2018, 2019 and 2020.

Per capita imports of tobacco and manufactured tobacco substitutes stood at USD 27 in 2018 and USD 37 in 2020.

### Interventions taken to control the use of tobacco and manufactured tobacco substitutes in Palau

With the WHO FCTC coming into force in 2005, Palau was one of the first 40 signatories to the treaty. With its high rates of tobacco use, Palau's interventions have focused on reducing tobacco consumption, both smoking and chewing tobacco with betel nut, and include the following:

- Palau has prohibited the sale of duty-free tobacco to passengers leaving the country and there is a strict limit on duty-free import allowances (only one open packet<sup>13</sup> of cigarette sticks or loose tobacco).
- Palau has strong leadership from the Coalition for a Tobacco-Free Palau – a semi-independent body representing multiple sectors of community in Palau, which works closely with Palau's Ministry of Health Tobacco Control Program.
- Sales to youth are controlled and monitored. Palau's Ministry of Health conducts random unannounced inspections of tobacco vendors to provide a snapshot of compliance with sales to minors (under 18 years of age) legislation (a practice also carried out in the FSM and RMI).
- Tobacco Control Laws prohibit direct and indirect advertising and promotion of tobacco products and prohibit tobacco sales to minors under 21; there are mandatory licensing requirements for all manufacturers, wholesalers and distributors; and smoking is restricted in enclosed places of employment including indoor and outdoor premises or on the grounds of all educational facilities, sports facilities, childcare, adult care and healthcare facilities.
- In 2016, Palau enacted legislation earmarking 10 per cent of tobacco revenue for NCD prevention activities.

<sup>13</sup> That is, a pack of cigarettes that has already been opened.

Price and tax measures have also been implemented to reduce the tobacco demand. On 10 September 2013, the President of the Republic of Palau signed amendments to tobacco import and excise tax rates into law. This included the following tax changes:

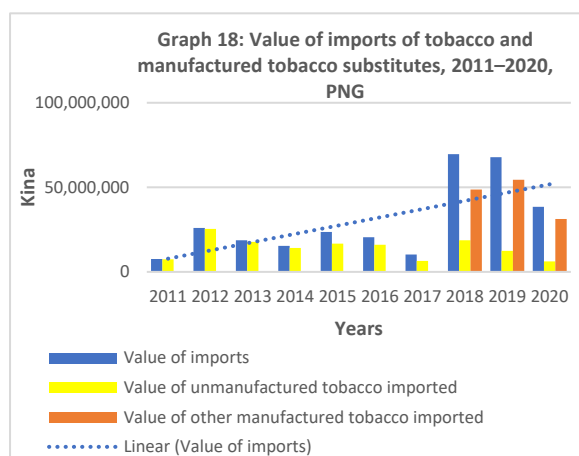
- From July to December 2013, import tax on tobacco and all tobacco-related products was increased and set at USD 2.00 per 0.017 kg of tobacco, which is the approximate weight of a conventional pack of cigarettes containing 20 sticks.
- From January 2014 to December 2014, the import tax rate was increased to USD 3.00 per 0.017 kg of tobacco.
- From 2015 onwards, the import tax rate increased to USD 4.00 per 0.017 kg of tobacco.

In terms of excise tax:

- From 1 January 2014 to 31 December 2014, the excise tax rate was set at USD 3.50 per 0.017 kg of tobacco.
- From 2015 onwards, the tobacco excise tax increase of USD 1.50 came into effect at the start of the year setting tobacco prices at USD 5.00 per 0.017 kg.

As a party to the FCTC, Palau surpassed the recommended tobacco taxation target of at least 70 per cent excise tax, with a figure of 73 per cent.

## 10. Papua New Guinea



PNG provided data on the value of imports of tobacco and manufactured tobacco substitutes by the three HS Headings for the period 2011–2020.

Graph 18 shows that the highest value of tobacco and manufactured tobacco substitutes imported was Kina 69.6 million in 2018 and the lowest was Kina 7.6 million in 2011.

For the period 2011–2020 the value of imports of tobacco and manufactured tobacco substitutes increased from Kina 7.6 million in 2011 to Kina 38.4 million in 2020, an increase of around 405 per cent. The

discussion with PNG Customs highlighted the following: “Government Policy to curb cheap illicit tobacco imports legalized through the 2019 tax bills was the key driver of the massive growth in the tobacco import value of 580 per cent in 2018. Fighting illicit tobacco and bringing the untaxed tobacco segment to the taxed market was a vital agenda of the Government Medium Term Revenue Strategy (MTRS 2018–2022). In particular, the introduction of a new “second-tier” tobacco product with special tax conditions demonstrates the Government’s intention to assist local tobacco manufacturers against cheap illicit tobacco and ensure untaxed tobacco segment transitions into the taxed tobacco segment. This was initially aimed to be a short-term solution pending legitimization of a proposed higher penalty for illicit tobacco traders as the preferred long-term solution. More recently in the 2022 Budget, Government has allowed manufacturing of the second-tier tobacco to extend for another two years till 2023. The policy encouraged eligible local manufacturers to increased production driven by the new product, that is, the second-tier tobacco. As a result, these manufacturers' demand for imported raw/semi-raw material (HS17 2401 + 2403) increased starting in 2018, hence the spike in import tobacco values. The policy is a success today.” There was a strong increase in the imports of tobacco and manufactured tobacco substitutes for the period 2011–2020.

The major contributor and driver of imports of tobacco and manufactured tobacco substitutes for the period 2011–2017 was unmanufactured tobacco, which comprised 85 per cent of the imports of tobacco and manufactured tobacco substitutes but dropped to 20 per cent for the period 2018–2020. From 2018 the imports of other manufactured tobacco surpassed the imports of unmanufactured tobacco and heavily influenced the performance of imports of tobacco and manufactured tobacco substitutes. Imports of unmanufactured tobacco declined by 16 per cent from 2011–2020, while the imports of other manufactured tobacco increased by a substantial 481,191 per cent from 2011–2020 comprising 77 per cent of the imports of tobacco and manufactured tobacco substitutes from 2018–2020.

Per capita imports of tobacco and manufactured tobacco substitutes stood at Kina 8 in 2018 and Kina 4 in 2020.

### **Interventions taken to control the use of tobacco and manufactured tobacco substitutes in PNG**

PNG became a party to the WHO FCTC on 25 May 2006.

Since the 1999 tax and tariff reform, PNG has been using specific excise rates for tobacco products. The excise rates for tobacco products were indexed by 4 per cent every six months from 1 May 2003. However, the 2004 budget froze the indexation until 30 November 2004. From 1 December 2004, the

excise indexation for tobacco products resumed at 2.5 per cent. From 1 December 2005, the excise indexation for tobacco products became the lesser of 2.5 per cent and the increase in the Consumer Price Index (CPI) which had to be applied every six months. This means that if the CPI was above 2.5 per cent, then a maximum of 2.5 per cent was applied. However, if the CPI was less than 2.5 per cent, then the excise had to be adjusted to the CPI inflation rate. Further on, in some years, the rates were indexed biannually. However, in some cases, the rates were increased to a higher extent.

In 2012, a one-off increase of 15 per cent in tobacco excise tax was included.

By December 2012 and into 2013, a further 10 per cent increase was included, which was acknowledged as recognition of the adverse health impacts of smoking.

From 1 December 2014, the excise indexation was increased to 5 per cent biannually (10 per cent annually).

On 3 November 2016, the parliament unanimously adopted the Tobacco Control Act 2016.

From 1 January 2017, the excise rate on tobacco products was increased by a further 15 per cent.

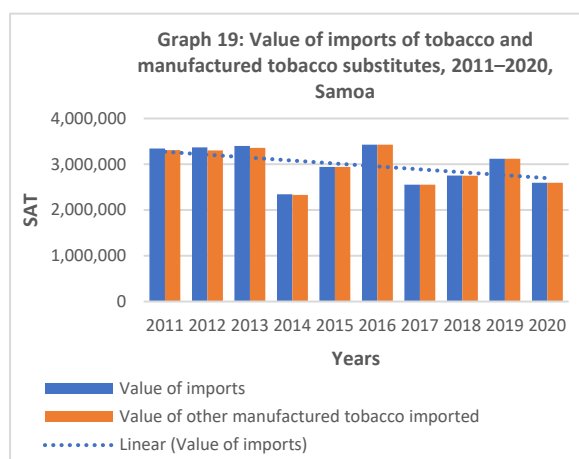
For imported tobacco products, import duty is also paid. In 2018, the duty rate was substantially increased to assist domestic manufacturers.

PNG currently has an excise tax of 37 per cent (27.8 per cent specific excise and 9.1 per cent VAT), but implementation has been challenging as it was not endorsed by the Department of Finance.

Through the Tobacco Control Act 2016, PNG has also implemented the following:

- Health warnings are mandatory on tobacco packages and should take up a minimum of 50 per cent of the principal display areas, and cigarettes, while sold with text-only warnings, must represent about 30 per cent of the upper side of a cigarette pack.
- A ban on tobacco advertising was introduced, with the exception of point-of-sale advertising.
- The sale of tobacco products to minors (persons under 18) was prohibited.
- The sale of cigarettes in packets with fewer than 25 sticks and the sale of packages of loose tobacco smaller than 25 grams was prohibited.
- Licensing requirements were made mandatory for all wholesalers and retailers of tobacco products.
- Conditions were prescribed for registration in relation to distributors.

## 11. Samoa



Samoa provided data on the value of imports of tobacco and manufactured tobacco substitutes by the three HS Headings for the period 2011–2020.

Graph 19 shows that the highest value of tobacco and manufactured tobacco substitutes imported was SAT 3.4 million in 2016 and the lowest was SAT 2.3 million in 2014.

For the period 2011–2020 the value of imports of tobacco and manufactured tobacco substitutes declined from SAT 3.3 million in 2011 to SAT 2.6 million in 2020, a

decline of around 22 per cent. Over the 10-year period there was a steady downward trend although there were noticeable increases in some years.

The major contributor and driver of imports of tobacco and manufactured tobacco substitutes are imports of other manufactured tobacco: the highest contribution was 100 per cent from 2015 up until 2020 and the lowest was 98 per cent in 2012.

Per capita imports of tobacco and manufactured tobacco substitutes stood at SAT 14 in 2018 and SAT 13 in 2020.

### Interventions taken to control the use of tobacco and manufactured tobacco substitutes in Samoa

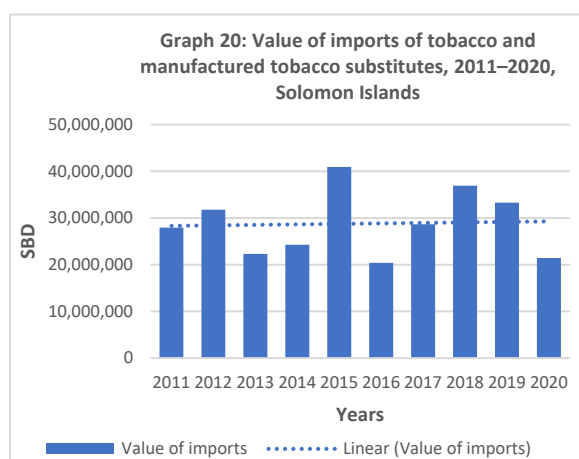
After having joined and ratified the FCTC in 2005, Samoa developed and adopted the Tobacco Control Acts of 2008, 2013 and 2019, respectively. Samoa's 2019 Tobacco Control Amendment established a multisectoral tobacco control committee to help promote, among other measures, the FCTC Protocol, the introduction of tobacco retail licensing, the ban of tobacco sales by people aged less than 15 years, and the regulation of e-cigarettes.

Samoa has demonstrated progress in almost all areas. It has a tobacco tax, extensive smoking bans are in place, as are bans on the promotion and sponsorship of tobacco. Through the Tobacco Control Amendment Act 2019, Samoa requires all manufacturers, importers, and distributors of tobacco products to pay annual licensing fees. Samoa is one of the leading countries regulating e-cigarettes under the current Tobacco Control Act and regulations. Samoa was one of the first countries with graphic health warnings on tobacco products.

In terms of tobacco tax changes: from 2018 to the present, Samoa has a total tax rate on cigarettes that accounts for 49.5 per cent of the retail price of the most sold cigarette brand. This is inclusive of a 36.5 per cent specific excise tax and a 13 per cent VAT. This increased from 42.32 per cent in 2016 (29.32 per cent specific excise tax and 13 per cent VAT).

Samoa has strong NGO leadership characterised by accountability and transparency measures, and this leadership works closely with the government. Samoa is a partner country in the WHO FCTC Secretariat's FCTC 2030 project, which aims to accelerate the implementation of the WHO FCTC in low-to-middle income countries. The Director-General of the Samoan Ministry of Health is a member of the Bureau of the Meeting of Parties for the Protocol.

## 12. Solomon Islands



Solomon Islands provided data on the value of imports of tobacco and manufactured tobacco substitutes for the period 2011–2020.

Graph 20 shows that the highest value of tobacco and manufactured tobacco substitutes imported was SBD 40.9 million in 2015 and the lowest was SBD 20.4 million in 2016.

For the period 2011–2020 the value of imports of tobacco and manufactured tobacco substitutes declined from SBD 27.9 million in 2011 to SBD 21.4 million in 2020, a decrease of around 23 per cent. The huge variations in

the value of imports are responsible for a somewhat flat trend.

Per capita imports of tobacco and manufactured tobacco substitutes stood at SBD 54 in 2018 and SBD 30 in 2020.

### Interventions taken to control the use of tobacco and manufactured tobacco substitutes in Solomon Islands

Solomon Islands joined and ratified the FCTC on 27 February 2005 and has since developed and adopted its Tobacco Control Act 2010, which came into effect on 31 May 2012 and the Tobacco Control Regulations on 12 December 2013. Solomon Islands now has one of the largest graphic health warning requirements in the Pacific Island countries and territories. Under the Tobacco Control Regulations, from 1 January 2015 it was compulsory for all tobacco packaging to display graphic health warnings of 70 per cent of the front and 30 per cent of the back of the packaging. Other initiatives stipulated in the Tobacco Control Regulations include regulations on additives,<sup>14</sup> testing of toxic constituents and reporting, and smoke-free areas such as on public transport, in hospitals, health clinics, primary and secondary schools and workplaces.

Cigarettes are manufactured in Solomon Islands by an international tobacco company.

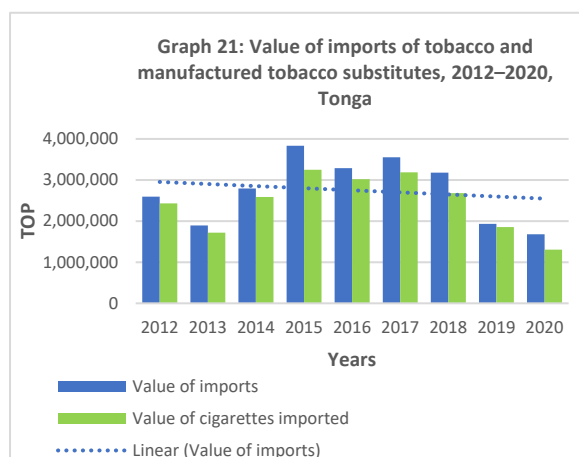
In terms of tax:

- A Ministry of Finance and Treasury Memorandum of Understanding with the tobacco industry covering taxation from 2005 to 2015, limits annual tax increases to 2.5 per cent.
- There is no tax on the import of raw materials for tobacco manufacturing.
- There are no price and tax measures applied to homegrown tobacco, which is widespread in Solomon Islands.
- As of 2012, there was an excise tax of SBD 0.2311 per stick on cigarettes manufactured domestically, SBD 0.42 per stick on imported cigarettes and SBD 54.12 per kg for twist tobacco. There was also a 10 per cent goods and services tax.

<sup>14</sup> As defined and gazetted in the Tobacco Control Act 2010 and Tobacco Control Regulations 2013, “additive” means a substance that forms part of a tobacco product that is not cured tobacco leaf and includes (a) a substance forming part of the product that has been derived or refined from tobacco leaf (whether cured or not); or any substance that is introduced into a product during processing, manufacturing, or packaging including, as appropriate, those contained in the paper, filter, portion pouch or similar part of the tobacco product.

- In 2016, total taxes on cigarettes including specific excise (19.8 per cent) and VAT (9.1 per cent) amounted to 28.9 per cent of retail value.
- In 2018, total taxes on cigarettes had increased to 34 per cent of the retail value with specific excise increasing by 5.2 per cent (25 per cent specific excise) and VAT remaining unchanged at 9.1 per cent.

## 13. Tonga



Tonga provided data on the value of imports of tobacco and manufactured tobacco substitutes by the three HS Headings for the period 2012–2020.

Graph 21 shows that the highest value of tobacco and manufactured tobacco substitutes imported was TOP 3.8 million in 2015 and the lowest was TOP 1.7 million in 2020.

For the period 2012–2020 the value of imports of tobacco and manufactured tobacco substitutes declined from TOP 2.6 million in 2012 to TOP 1.7 million in 2020, a decline of around 35 per cent. The variations in the

value of imports are responsible for a downward trend.

The major contributor and driver of imports of tobacco and manufactured tobacco substitutes are imports of cigarettes: the highest contribution was 96 per cent in 2019 and the lowest was 78 per cent in 2020.

The value of imports of tobacco and manufactured tobacco substitutes showed some variation over the years: the highest increase was 47 per cent from 2013 to 2014 but what was notable were the declines that set in from 2018; a decline of 10 per cent from 2017–2018, 39 per cent from 2018–2019 and 13 per cent from 2019–2020. For the period 2012–2020 imports of tobacco and manufactured tobacco substitutes showed a decreasing trend.

Per capita imports of tobacco and manufactured tobacco substitutes stood at TOP 31 in 2018 and TOP 17 in 2020.

### **Interventions taken to control the use of tobacco and manufactured tobacco substitutes in Tonga**

Tonga became a party to the FCTC on 7 July 2005. Tonga has taken significant legislative steps to control tobacco through the development and adoption of the Tobacco Control Acts of 2000, 2004, 2008 and 2014 and the Tobacco Control Regulations 2006 and 2016, respectively. Tonga is active in the enforcement of tobacco control provisions and has a tobacco taxation regime operating.

In terms of taxes, Tonga has implemented tax policies on tobacco products which include the following:

- In 2013, the tobacco taxation proposal included a 15 per cent increase in the average price per pack in year one, a 15 per cent increase in year two, and a 13 per cent increase in year three.
- In mid-2013, the excise tax on cigarettes was increased from TOP 210 per 1,000 cigarettes or per kilogram to TOP 250 for imported cigarettes, and TOP 200 to TOP 238 for locally manufactured tobacco/cigarettes, and the tobacco concession for inbound travellers was reduced from 500 to 250 cigarettes.
- In 2014, Tonga increased excise tax by 19 per cent and a 15 per cent VAT was levied on all tobacco products.
- In July 2016, the government further increased taxes on imported cigarettes by nearly 50 per cent to TOP 380 per 1,000 sticks, compared with TOP 255 per 1,000 sticks in the previous year.



- In 2018, a new excise tax was imposed on imported cigarettes with TOP 600 per 1,000 sticks (an increase from TOP 450 in 2017) and a new tax was imposed on locally produced products at TOP 500 per 1,000 sticks (an increase from TOP 350 in 2017).

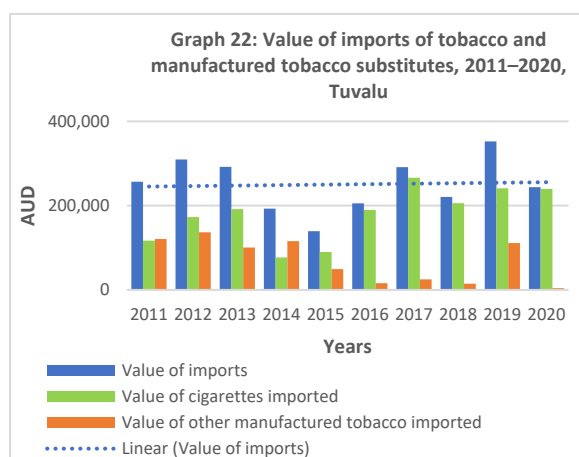
The tax hike has also proven powerful enough to change the market share of major cigarette brands in Tonga, with a significant number of smokers having simply replaced the more expensive imported cigarettes with cheaper, locally manufactured cigarettes. Tax increases imposed on imported cigarettes from July 2016 have allowed Palataisi, a locally manufactured cigarette brand with less tax imposed on it (retail price of TOP 14 per 20-pack), to overtake Pall Mall (retail price of TOP 19 per 20-pack) to become the most popular cigarette brand in Tonga.<sup>15</sup>

The specific excise share of the retail price is now 81.8 per cent for Pall Mall, the leading tobacco brand, and for the Winfield brand the specific excise share of retail price is now 75 per cent. Tonga has surpassed the recommended tobacco taxation target requirement by FCTC of at least 70 per cent of specific excise share of the retail price of cigarettes.

---

<sup>15</sup> See <https://devpolicy.org/tongas-tobacco-taxes-20180924/>

## 14. Tuvalu



Tuvalu provided data on the value of imports of tobacco and manufactured tobacco substitutes by the three HS Headings for the period 2011–2020.

Graph 22 shows that the highest value of tobacco and manufactured tobacco substitutes imported was AUD 352,661 in 2019 and the lowest was AUD 139,293 in 2015.

For the period 2011–2020 the value of imports of tobacco and manufactured tobacco substitutes declined from AUD 256,790 in 2011 to AUD 243,699 in 2020, a decline of around 5 per cent. The huge variations in the

value of imports are responsible for a somewhat flat trend.

The major contributor and driver of imports of tobacco and manufactured tobacco substitutes was the imports of cigarettes: the highest contribution was 98 per cent in 2020 and the lowest was 40 per cent in 2014, the year when imports of other manufactured tobacco contributed 60 per cent before commencing a downtrend.

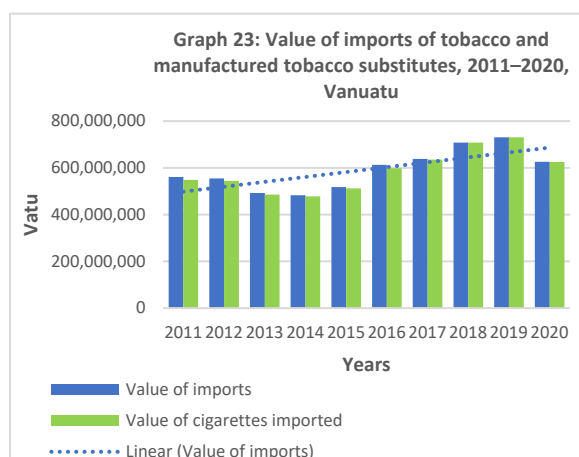
Per capita imports of tobacco and manufactured tobacco substitutes stood at AUD 21 in 2018 and AUD 23 in 2020.

### Interventions taken to control the use of tobacco and manufactured tobacco substitutes in Tuvalu

Tuvalu became a party to the WHO FCTC on 25 December 2005. Tuvalu has made some progress on tobacco control in recent years. Tuvalu developed and adopted its Tobacco Control Act in 2008 which was revised and included amendments in 2016. Tuvalu's Tobacco Control Act prohibits sales to minors (under 18 years); mandates licensing requirements for tobacco manufacturing, import and distribution; and only allows designated smoking areas for health, education, and workplace facilities. Indoor areas of these places are all smoke free. Tuvalu has no regulations on tobacco health warnings but through the act at least a 30 per cent health warning coverage for product packaging is stipulated.

In terms of tax, about 43 per cent of the retail price is currently excise tax.

## 15. Vanuatu



Vanuatu provided data on the value of imports of tobacco and manufactured tobacco substitutes by the three HS Headings for the period 2011–2020.

Graph 23 shows that the highest value of tobacco and manufactured tobacco substitutes imported was Vatu 730.9 million in 2019 and the lowest was Vatu 482.8 million in 2014.

For the period 2011–2020 the value of imports of tobacco and manufactured tobacco substitutes increased from Vatu 561.1 million in 2011 to Vatu 626.1 million in 2020, an increase of around 12 per cent. Over

the 10-year period there was a steady upward trend, but with dips in 2013 and 2014.

The major contributor and driver of imports of tobacco and manufactured tobacco substitutes was the imports of cigarettes: the highest contribution was 100 per cent from 2017 up until 2020 and the lowest was 98 per cent in 2011, 2012 and 2016.

Per capita imports of tobacco and manufactured tobacco substitutes stood at Vatu 2,515 in 2018 and Vatu 2,125 in 2020.

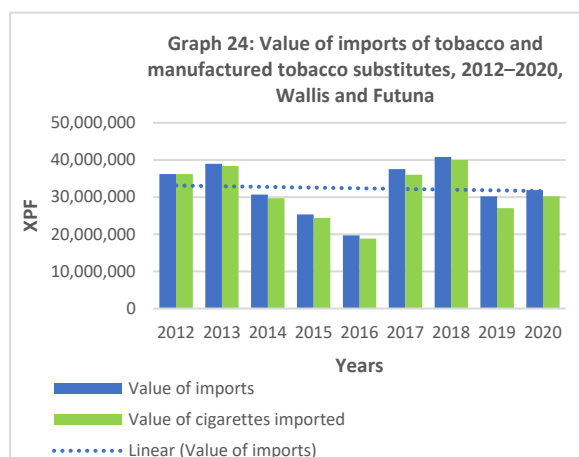
### **Interventions taken to control the use of tobacco and manufactured tobacco substitutes in Vanuatu**

Vanuatu became a party to the WHO FCTC on 16 September 2005. The country developed and implemented its Tobacco Control Act in 2008 and a Tobacco Control Regulation to implement this act in 2013, with amendments to the Tobacco Control Regulation in 2016. Vanuatu has the largest graphic warnings in the Pacific region, covering 90 per cent of the display area on its cigarette packs. Through the Tobacco Control Regulation 2016 amendment, there is legislation on tobacco sales, sales to minors (under 18 years) and licensing requirements for manufacturers, importers, wholesalers, distributors and retailers.

Prohibitions on locally grown tobacco have been difficult to enforce and regulate. In 2013, a Singaporean-based tobacco company began manufacturing operations in the country.

In terms of tax, Vanuatu only introduced a tax in 2009. As of 2018, total tax was 52.17 per cent (comprising specific excise tax of 44.44 per cent, VAT of 6.12 per cent, and import duty of 1.6 per cent). By 2019, total tax was at 58.62 per cent (specific excise tax of 43.54 per cent, VAT of 9.07 per cent, and import duty of 6.01 per cent). However, additional information on tax trends in order to provide some causal explanation for the volume of imports could not be found.

## 16. Wallis and Futuna



Wallis and Futuna provided data on the value of imports of tobacco and manufactured tobacco substitutes by the three HS Headings for the period 2012–2020.

Graph 24 shows that the highest value of tobacco and manufactured tobacco substitutes imported was XPF 40.8 million in 2018 and the lowest was XPF 19.7 million in 2016.

For the period 2012–2020 the value of imports of tobacco and manufactured tobacco substitutes decreased from XPF 36.2 million in 2012 to XPF 31.9 million in 2020, a decline of around 12 per cent. Over the

10-year period the imports of tobacco and manufactured tobacco substitutes showed a slight decreasing trend.

The major contributor and driver of imports of tobacco and manufactured tobacco substitutes was the imports of cigarettes: the highest contribution was 100 per cent in 2012 and the lowest was 90 per cent in 2019.

Per capita imports of tobacco and manufactured tobacco substitutes stood at XPF 3,530 in 2018 and XPF 2,797 in 2020.

### Interventions taken to control the use of tobacco and manufactured tobacco substitutes in Wallis and Futuna

Wallis and Futuna currently has legislation that fixes and regulates the price of tobacco.

The tobacco tax comprises the following: import *cif* + 20 per cent (transport) + territory tax (5.25 per cent for tobacco from Europe and 6.20 per cent from other countries) + internal tax of tobacco consumption which varies according to the nature of the tobacco (brown or blond). Wallis and Futuna has reached the recommended tobacco taxation target, with 80 per cent of the retail price of tobacco corresponding to excise tax.

## D. Summary of findings and conclusion

The performance of the imports of tobacco and manufactured tobacco substitutes by individual PICTs, subregions and the overall region showed the following:

- Eight PICTs namely American Samoa, CNMI, FSM, Fiji, French Polynesia, Kiribati, PNG and Vanuatu depicted an upward trend in their imports of tobacco and manufactured tobacco substitutes; six PICTs namely Cook Islands, New Caledonia, Palau, Samoa, Tonga, and Wallis and Futuna depicted a downward trend and two PICTs namely Solomon Islands and Tuvalu depicted a somewhat flat trend.
- The subregion Melanesia showed a somewhat flat trend for the period 2012–2020, Polynesia showed a downward trend for the period 2016–2020 and Micronesia showed an increasing trend for the period 2013–2019.
- The region as a whole for 2016–2019 showed a somewhat flat trend which was greatly influenced by Melanesia.

Of the PICTs that reported their data by HS Headings:

- Cigarettes were the major import for most of the following PICTs: CNMI, Cook Islands, FSM, Palau, Tonga, Tuvalu, Vanuatu and Wallis and Futuna.
- Other manufactured tobacco was the major import for the following: French Polynesia, Kiribati, Samoa and, from 2018, Fiji and PNG.

Of the PICTs included in this study, the following are members of the WHO FCTC: Cook Islands, FSM, Fiji, French Polynesia, Kiribati, New Caledonia, Palau, PNG, Samoa, Solomon Islands, Tonga, Tuvalu, Vanuatu and Wallis and Futuna. American Samoa and CNMI are not members.

Increasing efforts have been made by the governments of all PICTs to reduce tobacco consumption. Interventions include:

- raising public awareness through programmes focusing on health risks;
- placing bans on tobacco advertising, promotion and sponsorship;
- placing health information and combined written and graphic health warnings/messages on the packaging of tobacco products;
- enacting legislation banning smoking in public facilities;
- raising import and other taxes;
- placing limits on duty-free allowances.

However, there are compelling challenges that continue to face the region to curb tobacco production and consumption. While interventions have had some causal effect as presented in the country trends, they also risk being thwarted by the new dangers of globalisation, including unopposed marketing through satellite television and the internet, the introduction of novel products including e-cigarettes, and the unprecedented opportunities for smuggling, illicit tobacco trading and tax evasion. Threats of this kind cannot be dealt with by PICTs acting alone. Political will at the highest levels of government needs to be galvanised, coupled with sustained support from advocacy coalitions including civil society and international organisations to promote effective and sustained action to deal with this deadly but entirely preventable threat and to tackle the growing burden of NCDs to which the use of tobacco products contributes.

## Appendix 1

### *Population in the Pacific<sup>16</sup> region*

**Table 3: 2018 and 2020 mid-year population estimates**

Country or territory	Land area	2018			2020		
		Mid-year population estimate	Population density	Average annual growth rate	Mid-year population estimate	Population density	Average annual growth rate
American Samoa	200	56,556	283	0.2	56,800	285	0.3
Cook Islands	240	15,153	63	0.5	15,300	65	0.4
Fiji	18,270	887,394	49	0.5	895,000	49	0.4
French Polynesia	3,520	276,908	79	0.4	278,900	79	0.4
Guam	540	173,339	321	1.0	176,700	327	0.9
Kiribati	810	114,807	142	1.7	118,700	146	1.7
Marshall Islands (Republic of the)	180	54,645	304	0.0	54,600	302	-0.1
Micronesia (Federated States of)	700	104,945	150	0.3	105,500	150	0.3
Nauru	20	11,400	570	1.5	11,700	557	1.6
New Caledonia	18,280	271,772	15	0.2	273,000	15	0.3
Niue	260	1,606	6	-1.1	1,600	6	-1.2
Northern Mariana Islands	460	56,178	122	0.4	56,600	124	0.4
Palau	460	17,861	39	0.2	17,900	40	0.2
Papua New Guinea	452,860	8,558,701	19	2.2	8,934,500	19	2.1
Pitcairn Islands	47	51	1	0	50	1	na
Samoa	2,830	196,379	69	0.6	198,600	68	0.6
Solomon Islands	27,990	681,184	24	2.3	712,100	25	2.2
Tokelau	10	1,507	151	0.3	1,500	125	0.0
Tonga	720	100,404	139	-0.4	99,800	133	-0.3
Tuvalu	30	10,422	347	0.6	10,600	408	0.8
Vanuatu	12,190	281,669	23	2.3	294,700	24	2.2
Wallis and Futuna	140	11,559	83	-1.1	11,400	80	-0.5

na – not available.

Source: SPC.

<sup>16</sup> Excludes Australia and New Zealand.

## Appendix 2

### *Sustainable Development Goal 03 – Good Health and Well-Being*

The indicator "Age-standardised prevalence of current tobacco use among persons aged 15+" measures the proportion of males and females aged 15+ who reported using a tobacco product in the previous 30 days. This prevalence estimate is standardised for age, using national age-sex specific prevalence estimates, to allow more meaningful comparisons across countries that may have different age structures.

The data shows a decrease in the prevalence of tobacco use in the Pacific region, although the levels remain high in most PICTs and continue to be a contributing factor to mortality and ill-health from NCDs.

**Table 4: Age-standardised prevalence of current tobacco use among persons aged 15+, by sex (%)**

Pacific Island country or territory	Sex	Year						
		2000	2005	2010	2015	2018	2019	2020
Cook Islands	Female	38.3	32.6	27.7	23.8	21.7	20.8	20.3
	Male	50.3	43.4	37.2	31.9	29.2	28.3	27.7
	Total	44.3	38.0	32.5	27.9	24.6	24.6	24.0
Fiji	Female	15.2	13.8	12.6	11.5	10.9	10.6	10.5
	Male	49.4	45.5	42.2	38.7	36.8	36.2	35.6
	Total	32.3	29.7	27.4	25.1	23.4	23.4	23.1
Kiribati	Female	53.9	45.9	38.4	32.3	29.1	28.2	27.3
	Male	83.1	74.8	66.9	60.4	56.2	55.2	53.9
	Total	68.5	60.4	52.7	46.4	41.7	41.7	40.6
Marshall Islands	Female	9.8	9.4	9.0	8.6	8.4	8.3	8.3
	Male	47.1	47.3	47.7	48.2	48.3	48.5	48.7
	Total	28.5	28.4	28.4	28.4	28.4	28.4	28.5
Nauru	Female	69.4	63.6	58.3	53.6	50.7	49.9	49.1
	Male	57.3	54.8	52.6	49.9	48.8	48.4	47.8
	Total	63.4	59.2	55.5	51.8	49.2	49.2	48.5
Niue	Female	na	na	na	10.8	na	na	na
	Male	na	na	na	20.1	na	na	na
	Total	na	na	na	15.3	na	na	na
Palau	Female	13.7	12.0	10.5	9.1	8.4	8.1	7.9
	Male	38.5	35.3	32.2	29.6	28.3	27.6	27.3
	Total	26.1	23.7	21.4	19.4	17.9	17.9	17.6
Papua New Guinea	Female	36.7	33.2	30.2	27.5	26.1	25.6	25.1
	Male	71.5	66.2	61.5	57.4	55.0	54.2	53.5
	Total	54.1	49.7	45.9	42.5	39.9	39.9	39.3
Samoa	Female	23.1	20.5	18.3	16.2	15.2	14.9	14.5
	Male	54.9	49.5	44.5	39.9	37.6	36.8	36.1
	Total	39.0	35.0	31.4	28.1	25.9	25.9	25.3
Solomon Islands	Female	26.7	24.5	22.6	20.9	19.9	19.6	19.2
	Male	60.3	58.0	56.6	54.9	54.1	53.9	53.8
	Total	43.5	41.3	39.6	37.9	36.8	36.8	36.5
Tonga	Female	14.0	14.4	14.6	15.0	15.2	15.2	15.3
	Male	53.0	51.1	49.6	48.2	47.3	47.0	46.7

**Tobacco and manufactured tobacco substitutes:  
levels and trends of imports and interventions taken to control use in selected Pacific Island countries and territories**

Pacific Island country or territory	Sex	Year						
		2000	2005	2010	2015	2018	2019	2020
	Total	33.5	32.8	32.1	31.6	31.1	31.1	31.0
Tuvalu	Female	29.3	27.3	25.0	23.1	22.0	21.7	21.3
	Male	68.2	63.3	58.5	53.7	51.2	50.3	49.8
	Total	48.8	45.3	41.8	38.4	36.0	36.0	35.6
Vanuatu	Female	4.1	3.7	3.3	2.9	2.7	2.7	2.6
	Male	47.1	42.9	39.3	35.9	34.2	33.7	33.0
	Total	25.6	23.3	21.3	19.4	18.2	18.2	17.8

na – not available.

Source: World Health Organization (WHO) Department of the Prevention of Noncommunicable Diseases; Secretariat of the WHO Framework Convention on Tobacco.

Accessed from Pacific Data Hub, SDG Dashboard, 16 May 2022.

Please note that these are estimated values and may not be available for all years. They are also subject to revision.



## Appendix 3

### *Imports of tobacco and manufactured tobacco substitutes, by PICT*

The data below are provided by the sources mentioned, namely the statistical offices or similar for each PICT. Note that, as per Table 1, HS17 Heading 2401 refers to unmanufactured tobacco or tobacco refuse; 2402 refers to cigars, cheroots, cigarillos and cigarettes, of tobacco or of tobacco substitutes; and 2403 refers to other manufactured tobacco and manufactured tobacco substitutes, “homogenised” or “reconstituted” tobacco; tobacco extracts and essences.

Chapter 24 refers to tobacco and manufactured tobacco substitutes which is the sum of the three aforementioned HS Headings 2401, 2402 and 2403.

**Table 5: American Samoa: Imports of tobacco and manufactured tobacco substitutes, 2015–2020**

Years	2015	2016	2017	2018	2019	2020
	Value (USD)					
<b>Chapter 24</b>	<b>1,994,589</b>	<b>2,032,172</b>	<b>2,481,453</b>	<b>1,531,115</b>	<b>2,226,733</b>	<b>2,919,944</b>

Source: Department of Commerce.

**Table 6: Commonwealth of the Northern Mariana Islands: Imports of tobacco and manufactured tobacco substitutes, 2011–2019**

HS HEADING	2011	2012	2013	2014	2015	2016	2017	2018	2019
	Value (USD)								
2401	94,209	98,074	101,939	163,533	94,929	208,532	207,933	118,996	16,850
2402	3,174,650	3,521,168	3,867,685	4,649,429	3,303,923	4,687,098	5,460,120	3,673,033	5,259,962
2403	19,788	28,749	37,709	32,396	27,945	10,210	28,665	122,291	229,078
<b>Chapter 24</b>	<b>3,288,647</b>	<b>3,647,991</b>	<b>4,007,333</b>	<b>4,845,358</b>	<b>3,426,797</b>	<b>4,905,840</b>	<b>5,696,718</b>	<b>3,914,320</b>	<b>5,505,890</b>

Source: Department of Commerce and SPC estimates.

**Table 7: Cook Islands: Imports of tobacco and manufactured tobacco substitutes, 2015–2020**

HS HEADING	2015	2016	2017	2018	2019	2020
	Value (NZD)					
2401	2,465	0	0	0	450	0
2402	648,525	556,496	487,677	572,057	367,802	490,376
2403	71,954	74,788	76,231	155,513	78,040	115,097
<b>Chapter 24</b>	<b>722,944</b>	<b>631,284</b>	<b>563,908</b>	<b>727,570</b>	<b>446,292</b>	<b>605,473</b>

Source: Statistics Office.

**Table 8: Federated States of Micronesia: Imports of tobacco and manufactured tobacco substitutes, 2011–2019**

HS HEADING	2011	2012	2013	2014	2015	2016	2017	2018	2019
	Value (USD)								
2401	24,173	23,148	31,866	35,129	49,091	52,600	25,927	24,312	16,838
2402	1,275,527	775,179	754,701	715,890	1,441,374	1,510,584	2,982,985	3,014,921	2,442,135
2403	43,020	31,528	30,396	26,033	35,105	52,152	104,803	145,291	6,436
<b>Chapter 24</b>	<b>1,342,720</b>	<b>829,855</b>	<b>816,963</b>	<b>777,052</b>	<b>1,525,570</b>	<b>1,615,336</b>	<b>3,113,715</b>	<b>3,184,524</b>	<b>2,465,409</b>

Source: Division of Statistics.

**Table 9: Fiji: Imports of tobacco and manufactured tobacco substitutes, 2011–2020**

HS HEADING	2011	2012	2013	2014	2015	2016	2017	2018	2019	2020
	Value (FJD)									
2401	1,736,082	585,789	808,364	271,431	280,136	450,016	1,608,171	698,736	1,886,970	0
2402	4,145,273	2,479,888	1,387,936	1,196,361	2,664,366	1,426,940	6,349,393	2,725,290	1,003,842	1,348,851
2403	449,608	463,756	133,457	832,864	1,938,784	1,255,075	2,255,879	8,779,099	9,056,561	9,237,040
<b>Chapter 24</b>	<b>6,330,963</b>	<b>3,529,433</b>	<b>2,329,757</b>	<b>2,300,656</b>	<b>4,883,286</b>	<b>3,132,031</b>	<b>10,213,443</b>	<b>12,203,125</b>	<b>11,947,373</b>	<b>10,585,891</b>
	Quantity (Kg)									
2401	59,755	37,551	50,017	13,765	15,944	19,920	109,170	36,200	127,314	0
2402	461,401	315,535	77,411	118,645	208,135	163,194	162,261	68,055	15,512	21,569
2403	5,311	17,447	1,279	47,963	78,667	63,446	113,753	309,685	322,764	307,326
<b>Chapter 24</b>	<b>526,467</b>	<b>370,533</b>	<b>128,706</b>	<b>180,374</b>	<b>302,746</b>	<b>246,560</b>	<b>385,184</b>	<b>413,941</b>	<b>465,590</b>	<b>328,895</b>

Source: Fiji Bureau of Statistics.

**Table 10: Fiji: Exports of tobacco and manufactured tobacco substitutes, 2011–2020**

HS HEADING	2011	2012	2013	2014	2015	2016	2017	2018	2019	2020
	Value (FJD)									
2401	0	156,600	72,331	0	20,580	0	81,544	338,677	437,880	60
2402	2,022,214	934,290	992,983	1,097,142	1,110,768	3,685,031	19,795,554	18,502,761	3,703,340	1,075,163
2403	117,275	210,110	57,805	109,156	20,580	24,519	69,200	32,377,869	11,986,812	10,375,331
<b>Chapter 24</b>	<b>2,139,489</b>	<b>1,301,000</b>	<b>1,123,119</b>	<b>1,206,298</b>	<b>1,151,928</b>	<b>3,709,550</b>	<b>19,946,298</b>	<b>51,219,307</b>	<b>16,128,032</b>	<b>11,450,554</b>
	Quantity (Kg)									
2401	0	8,640	3,360	0	980	0	1,028	22,690	20,604	2
2402	28,590	13,561	32,396	18,454	19,243	120,542	96,330	91,877	39,090	15,113
2403	1,777	16,800	3,760	3,746	3,280	3,293	3,053	162,550	170,120	153,816
<b>Chapter 24</b>	<b>30,367</b>	<b>39,001</b>	<b>39,516</b>	<b>22,200</b>	<b>23,503</b>	<b>123,835</b>	<b>100,412</b>	<b>277,117</b>	<b>229,814</b>	<b>168,931</b>

Source: Fiji Bureau of Statistics.

**Table 11: Fiji: Production of Virginia tobacco and cigarettes, 2011–2020**

	2011	2012	2013	2014	2015	2016	2017	2018	2019	2020
<b>Virginia tobacco<sup>17</sup> (tonnes)</b>	480	464	490	467	448	195	213	210	297	240
<b>Cigarettes<sup>18</sup> (tonnes)</b>	457	424	397	361	390	456	374	404	496	399

Source: Fiji Bureau of Statistics.

<sup>17</sup> Does not include Virginia tobacco used for twist tobacco.

<sup>18</sup> 880 cigarettes = 1 kilogram.

**Table 12: French Polynesia: Imports of tobacco and manufactured tobacco substitutes, 2011–2020**

HS HEADING	2011	2012	2013	2014	2015	2016	2017	2018	2019	2020
	Value (XPF)									
2401	0	3,521	7,471	0	0	0	0	0	0	0
2402	201,988,344	168,557,065	158,256,946	127,138,611	148,402,265	164,785,117	204,377,512	255,561,841	221,106,910	236,984,204
2403	241,081,109	253,994,196	236,973,057	236,432,702	287,365,037	321,394,181	352,167,188	410,939,012	361,746,005	356,339,919
<b>Chapter 24</b>	<b>443,069,453</b>	<b>422,554,782</b>	<b>395,237,474</b>	<b>363,571,313</b>	<b>435,767,302</b>	<b>486,179,298</b>	<b>556,544,700</b>	<b>666,500,853</b>	<b>582,852,915</b>	<b>593,324,123</b>
	Quantity (Kg)									
2401	0	1	1	0	0	0	0	0	0	0
2402	117,083	103,995	106,363	111,894	107,034	103,974	88,650	86,681	69,465	73,835
2403	137,260	151,746	146,962	155,522	155,863	158,961	160,582	167,855	151,587	168,541
<b>Chapter 24</b>	<b>254,343</b>	<b>255,742</b>	<b>253,326</b>	<b>267,416</b>	<b>262,897</b>	<b>262,935</b>	<b>249,232</b>	<b>254,536</b>	<b>221,052</b>	<b>242,376</b>

Source: Institut de la Statistique de la Polynésie Française.

**Table 13: Kiribati: Imports of tobacco and manufactured tobacco substitutes, 2012–2020**

HS HEADING	2012	2013	2014	2015	2016	2017	2018	2019	2020
	Value (AUD)								
2401	0	0	0	0	0	0	0	0	0
2402	564,000	1,234,406	404,967	388,381	777,003	1,167,155	777,132	655,578	473,721
2403	5,795,000	4,635,233	5,349,325	3,153,643	7,667,578	6,965,639	6,203,435	7,303,900	6,104,087
<b>Chapter 24</b>	<b>6,359,000</b>	<b>5,869,639</b>	<b>5,754,292</b>	<b>3,542,024</b>	<b>8,444,581</b>	<b>8,132,794</b>	<b>6,980,567</b>	<b>7,959,478</b>	<b>6,577,808</b>

Source: National Statistics Office.

**Table 14: New Caledonia: Imports of tobacco and manufactured tobacco substitutes, 2011–2020**

HS HEADING	2011	2012	2013	2014	2015	2016	2017	2018	2019	2020
	Value (XPF)									
2401							SS			
2402	1,003,913,000	1,277,419,900	984,660,800	SS	1,125,153,700	SS	SS	SS	SS	600,868,100
2403	256,145,000	312,409,000	235,848,000	SS	275,106,100	SS	SS	SS	SS	311,378,100
<b>Chapter 24</b>	<b>1,260,058,000</b>	<b>1,589,828,900</b>	<b>1,220,508,800</b>	<b>1,454,857,600</b>	<b>1,400,259,800</b>	<b>1,287,249,100</b>	<b>1,273,556,700</b>	<b>1,105,552,600</b>	<b>998,443,000</b>	<b>912,246,200</b>

Source: Institut de la statistique et des études économiques (ISEE).

Note: SS indicates that data are confidential.

**Table 15: Palau: Imports of tobacco and manufactured tobacco substitutes, 2011–2020**

HS HEADING	2011	2012	2013	2014	2015	2016	2017	2018	2019	2020
	Value (USD)									
2401	23,859	21,305	21,980	5,818	961	40	3,132	126	1,187	1,063
2402	1,395,931	1,424,945	1,813,508	1,315,570	1,246,459	971,975	389,845	488,845	632,028	665,942
2403	16,590	18,739	9,464	978	853	12,786	1,049	1,016	680	502
<b>Chapter 24</b>	<b>1,436,380</b>	<b>1,464,989</b>	<b>1,844,952</b>	<b>1,322,366</b>	<b>1,248,273</b>	<b>984,801</b>	<b>394,026</b>	<b>489,987</b>	<b>633,895</b>	<b>667,507</b>

Source: Bureau of Budget and Planning.

**Table 16: PNG: Imports of tobacco and manufactured tobacco substitutes, 2011–2020**

HS HEADING	2011	2012	2013	2014	2015	2016	2017	2018	2019	2020
	Value (Kina)									
2401	7,423,499	25,425,976	17,698,388	14,192,210	16,741,619	16,025,935	6,434,261	18,717,653	12,454,768	6,212,277
2402	186,811	375,467	1,015,693	1,161,465	6,901,296	4,485,830	3,803,646	2,229,018	867,123	978,892
2403	6,491	154,224	21,636	0	0	260	0	48,660,997	54,490,407	31,240,610
<b>Chapter 24</b>	<b>7,616,801</b>	<b>25,955,667</b>	<b>18,735,717</b>	<b>15,353,675</b>	<b>23,642,915</b>	<b>20,512,025</b>	<b>10,237,907</b>	<b>69,607,668</b>	<b>67,812,298</b>	<b>38,431,779</b>

Source: National Statistics Office and the Papua New Guinea Customs Service.

**Table 17: Samoa: Imports of tobacco and manufactured tobacco substitutes, 2011–2020**

HS HEADING	2011	2012	2013	2014	2015	2016	2017	2018	2019	2020
	Value (SAT)									
2401	450	0	0	0	0	0	0	0	0	0
2402	35,000	65,000	39,000	14,000	0	0	400	1,000	990	0
2403	3,308,000	3,302,000	3,359,000	2,330,000	2,941,000	3,428,000	2,554,000	2,750,000	3,119,000	2,597,000
<b>Chapter 24</b>	<b>3,343,450</b>	<b>3,367,000</b>	<b>3,398,000</b>	<b>2,344,000</b>	<b>2,941,000</b>	<b>3,428,000</b>	<b>2,554,400</b>	<b>2,751,000</b>	<b>3,119,990</b>	<b>2,597,000</b>

Source: Bureau of Statistics.

**Table 18: Solomon Islands: Imports of tobacco and manufactured tobacco substitutes, 2011–2020**

HS HEADING	2011	2012	2013	2014	2015	2016	2017	2018	2019	2020
	Value (SBD)									
2401	9,472,168	10,070,147	8,277,547	20,909,886	31,951,897	18,363,862	24,277,959	34,380,721	32,345,031	21,430,486
2402	18,464,402	21,723,321	14,047,920	3,343,892	3,726	351,305	74,201,387	34,440	157,167	11,225
2403	380	234	0	9,296	8,983,950	1,700,608	11,179,628	2,504,961	792,304	0
<b>Chapter 24</b>	<b>27,936,950</b>	<b>31,793,702</b>	<b>22,325,467</b>	<b>24,263,074</b>	<b>40,939,573</b>	<b>20,415,775</b>	<b>28,667,949</b>	<b>36,920,122</b>	<b>33,294,501</b>	<b>21,441,710</b>

Source: National Statistics Office and SPC estimates.

**Table 19: Tonga: Imports of tobacco and manufactured tobacco substitutes, 2012–2020**

HS HEADING	2012	2013	2014	2015	2016	2017	2018	2019	2020
	Value (TOP)								
2401	133,973	133,798	77,051	543,478	257,484	357,353	127,900	77,914	179,403
2402	2,431,692	1,720,443	2,587,236	3,251,513	3,019,536	3,188,034	2,681,840	1,854,816	1,306,349
2403	29,035	41,516	131,263	38,975	11,055	8,107	371,024	1,773	195,089
<b>Chapter 24</b>	<b>2,594,700</b>	<b>1,895,757</b>	<b>2,795,550</b>	<b>3,833,966</b>	<b>3,288,076</b>	<b>3,553,493</b>	<b>3,180,764</b>	<b>1,934,502</b>	<b>1,680,841</b>

Source: Statistics Department.

**Table 20: Tuvalu: Imports of tobacco and manufactured tobacco substitutes, 2011–2020**

HS HEADING	2011	2012	2013	2014	2015	2016	2017	2018	2019	2020
	Value (AUD)									
2401	18,925	0	0	0	0	0	0	0	0	0
2402	117,103	172,984	191,666	77,206	89,901	189,779	266,435	205,880	241,374	239,513
2403	120,762	136,585	100,611	115,623	49,392	15,731	24,941	14,805	111,287	4,186
<b>Chapter 24</b>	<b>256,790</b>	<b>309,569</b>	<b>292,277</b>	<b>192,829</b>	<b>139,293</b>	<b>205,510</b>	<b>291,376</b>	<b>220,685</b>	<b>352,661</b>	<b>243,699</b>

Source: Central Statistics Division and SPC estimates.

**Table 21: Vanuatu: Imports of tobacco and manufactured tobacco substitutes, 2011–2020**

HS HEADING	2011	2012	2013	2014	2015	2016	2017	2018	2019	2020
	Value (Vatu)									
2401	6,324	0	1,786	0	48,300	4,361	0	1,888	3,437	12,387
2402	548,702,924	544,558,885	485,855,546	477,983,840	512,111,604	598,339,607	635,548,060	708,219,811	730,812,389	625,647,938
2403	12,425,947	10,252,856	6,920,163	4,768,567	5,943,761	14,674,187	2,811,655	80,506	45,394	466,478
<b>Chapter 24</b>	<b>561,135,195</b>	<b>554,811,741</b>	<b>492,777,495</b>	<b>482,752,407</b>	<b>518,103,665</b>	<b>613,018,155</b>	<b>638,359,715</b>	<b>708,302,205</b>	<b>730,861,220</b>	<b>626,126,803</b>

Source: National Statistics Office.

**Table 22: Wallis and Futuna: Imports of tobacco and manufactured tobacco substitutes, 2012–2020**

HS HEADING	2012	2013	2014	2015	2016	2017	2018	2019	2020
	Value (XPF)								
2401	0	584,931	10,000	0	0	276,177	0	0	0
2402	36,197,944	38,385,588	29,701,438	24,401,427	18,833,964	36,002,930	40,003,824	27,017,570	30,185,702
2403	0	0	948,778	924,643	858,539	1,270,611	795,341	3,166,978	1,704,405
<b>Chapter 24</b>	<b>36,197,944</b>	<b>38,970,519</b>	<b>30,660,216</b>	<b>25,326,070</b>	<b>19,692,503</b>	<b>37,549,718</b>	<b>40,799,165</b>	<b>30,184,548</b>	<b>31,890,107</b>


Source: Service territorial de la statistique et des études économiques.

Produced by the Pacific Community (SPC)

Pacific Community  
B.P. D5 - 98848 Noumea Cedex, New Caledonia  
Telephone: +687 26 20 00  
spc@spc.int | www.spc.int

© Pacific Community (SPC) 2022

ISBN 978-982-00-1436-7



9 789820 014367