



TONGA 2016

CENSUS OF POPULATION AND HOUSING

VOLUME 1: BASIC TABLES AND ADMINISTRATIVE REPORT



Tonga Statistics Department
PO BOX 149
Nuku'alofa
Tonga
October 2017



© 2017 Tonga Statistics Department

All rights for commercial/ for profit reproduction or translation, in any form, reserved. TDS authorises the partial reproduction or translation of this material for scientific, educational or research purposes, provided that TDS and the source document are properly acknowledged.

This report was prepared by the staff of Tonga Statistics Department – Census Team with the assistance of SPC, and printed by the Tonga Fast Print Limited.

More information

For more information about the Tonga 2016 Census of Population and Housing, or request additional statistical information from the Census not included in this Volume, please contact the Tonga Statistics Department

Tonga Statistics Department
PO Box 149
Nuku'alofa
Tonga
Telephone: + (676) 23300
Facsimile: + (676)24303
Email: dept@stats.gov.to
<http://tonga.prism.spc.int>

Preface

This report is the 8th population census report of the kingdom since 1956, and the 6th census conducted by the Statistics Department. It provides administrative information and basic statistical tabulation of the 2016 Population and Housing Census of Tonga. The census date was midnight, the 30th of November 2016. Information incorporated in this report will facilitate the decision makers in Tonga with respect to the current and future socio-economic conditions in the Kingdom.

The substantive information of this report is presented in three parts. Part 1 presents the statistical tables (General Tables and Household Tables) itemizing the data provided in the Analytical report. Part 2 provides the background information on Census 2016. Part 3 contains the Appendices which include: the Questionnaire Forms.

The 2016 Census was carried out with the support and efforts of many people. These include: Minister of Finance, under whose authority the Census was undertaken: the Chairperson of the Steering Committee, the Secretary of Finance for his leadership and coordination of the Steering Committee, thus making all census activities possible. Thanks also to all the members of the steering committee for their valuable contributions and suggestions in making the census operations work efficiently.

My appreciation is extended to the Secretariat of the Pacific Community (SPC) for all the technical assistance they provided. I also wish to acknowledge to the Government of Tonga for the financial assistance because without their support the census would not have happened. Special thank you to Tonga Health Promotion Foundation for the financial assistance that was directed to the census operational. I would like to further extend my appreciation to the UNICEF for the kind donation of equipments.

My sincere gratitude to the Director of Education for allowing education officers and teachers to enumerate and supervise the 2016 Census, and to all these peoples, your hard work is highly appreciated. I also wish to thank the Census team and the rest of the staff of the Statistics Department for their valuable contributions offered throughout the 2016 Census. Finally, to all the people of Tonga for their generous responses to the questionnaires, your contributions are of vital importance in making Tonga's 2016 Population and Housing Census a success.

Since the improvement of statistical data base of the Kingdom is a continuous function of the Statistics Department, it would welcome any constructive comments and suggestions from user for future improvement of the contents, coverage and the quality of the population census report.

Malo 'Aupito

Dr. Viliami Konifelenisi Fifita
Government Statistician
Tonga Statistics Department

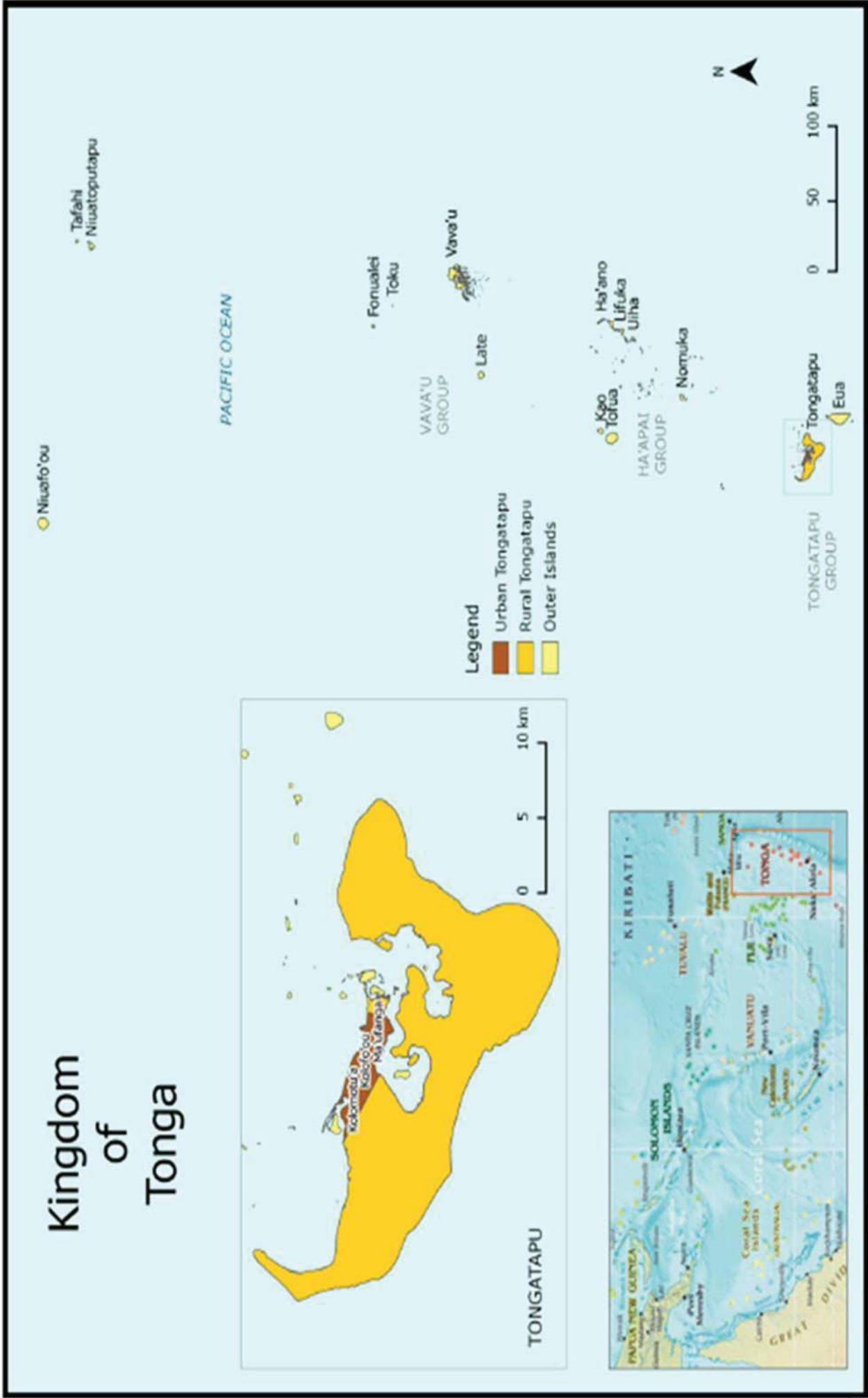


Table of Contents

| | |
|---|------------|
| Preface | 2 |
| Abbreviations | 7 |
| Glossary | 8 |
| Key Indicators | 10 |
| Executive summary | 13 |
| Part 1: Statistical Tables | 16 |
| Part 2: Census 2016 Background | 248 |
| 2.1 Introduction..... | 248 |
| 2.2 Census History | 248 |
| 2.3 Computer-Assisted Personal Interview (CAPI) | 249 |
| 2.4 Administrative Framework..... | 250 |

PART 1: STATISTICAL TABLES

General Tables and Population trends

| | |
|--|----|
| TABLE G 1: TOTAL POPULATION BY SEX, DIVISION AND DISTRICT (2006, 2011 AND 2016) | 16 |
| TABLE G 2: TOTAL HOUSEHOLDS (PRIVATE AND INSTITUTION) AND POPULATION BY SEX, DIVISION, DISTRICT AND VILLAGE..... | 17 |
| TABLE G 3: POPULATION GROWTH BY REGION, DIVISION, DISTRICT AND VILLAGE (2011-2016)..... | 20 |
| TABLE G 4: POPULATION DENSITY BY DIVISION, REGION AND SEX..... | 23 |
| TABLE G 5: TOTAL HOUSEHOLDS AND POPULATION BY AGE GROUPS, REGION, DIVISION, DISTRICT AND VILLAGE | 24 |
| TABLE G 6: TOTAL POPULATION BY SINGLE YEAR OF AGE, SEX, DIVISION | 31 |
| TABLE G 7: TOTAL POPULATION BY SINGLE YEAR OF AGE, SEX AND REGION | 34 |
| TABLE G 8: TONGAN (TONGAN & PART-TONGAN ETHNIC ORIGIN) BY SINGLE YEAR OF AGE, SEX AND DIVISION | 36 |
| TABLE G 9: TOTAL POPULATION BY 5-YEAR AGE GROUPS, SEX BY DIVISION AND REGION | 40 |
| TABLE G 10: TOTAL POPULATION BY ETHNIC ORIGIN, SEX, REGION AND DIVISION..... | 41 |
| TABLE G 11: TOTAL POPULATION BY ETHNIC ORIGIN AND HOUSEHOLD TYPE..... | 41 |
| TABLE G 12: TOTAL POPULATION BY ETHNIC ORIGIN, 5 YEAR AGE GROUPS AND SEX..... | 42 |
| TABLE G 13: PRIVATE HOUSEHOLDS' POPULATION BY SINGLE YEAR OF AGE, SEX AND DIVISION | 43 |
| TABLE G 14: TOTAL POPULATION BY MARITAL STATUS, 5 YEAR AGE GROUPS AND SEX..... | 47 |
| TABLE G 15: TONGAN (TONGAN/PART-TONGAN ETHNIC ORIGIN) POPULATION BY MARITAL STATUS, 5 YEAR AGE GROUPS AND SEX..... | 48 |
| TABLE G 16: PRIVATE HOUSEHOLD POPULATION BY MARITAL STATUS, 5 YEAR AGE GROUP AND SEX | 49 |
| TABLE G 17: TOTAL POPULATION BY RELIGIOUS AFFILIATION, SEX AND DIVISION..... | 50 |
| TABLE G 18: TOTAL POPULATION BY RELIGIOUS AFFILIATION, DIVISION AND DISTRICT | 51 |
| TABLE G 19: TOTAL POPULATION BY RELIGIOUS AFFILIATION, BY DIVISION, DISTRICT AND VILLAGE..... | 52 |
| TABLE G 20: RELIGIOUS AFFILIATION BY SEX AND ETHNIC GROUP..... | 57 |
| TABLE G 21: POPULATION BY PLACE OF RESIDENCE (DIVISION) IN 2016 AND PLACE OF BIRTH (LIFE TIME MIGRATION), TONGA 2016..... | 59 |
| TABLE G 22: INTERREGIONAL (DIVISIONAL) LIFETIME MIGRATION, TONGA: 2016 | 59 |
| TABLE G 23: POPULATION BY PLACE OF RESIDENCE (DISTRICT) IN 2016 AND PLACE OF BIRTH (LIFE TIME MIGRATION), TONGA 2016 | 60 |
| TABLE G 24: INTER-DISTRICT MIGRATION BY PLACE OF BIRTH DURING THE 2016 CENSUS, TONGA 2016..... | 61 |
| TABLE G 25: POPULATION BY PLACE OF ENUMERATION (DIVISION) AND USUAL RESIDENCE ONE YEARS AGO, TONGA: 2016 | 61 |
| TABLE G 26: INTERREGIONAL (DIVISIONAL) DURING THE ONE YEAR PERIOD PRIOR TO 2016 CENSUS, TONGA: 2016 | 62 |
| TABLE G 27: POPULATION BY PLACE OF RESIDENCE (DISTRICT), DURING THE ONE YEAR PERIOD PRIOR TO 2016 CENSUS, TONGA 2016 | 63 |
| TABLE G 28: INTER-DISTRICT MIGRATION, DURING ONE YEAR PERIOD 2016 CENSUS, TONGA 2016 | 64 |
| TABLE G 29: POPULATION BY PLACE OF ENUMERATION (DIVISION) AND USUAL RESIDENCE FIVE YEARS AGO, TONGA: 2016..... | 64 |
| TABLE G 30: INTERREGIONAL (DIVISIONAL) DURING THE FIVE YEARS PERIOD PRIOR TO 2016 CENSUS, TONGA: 2016..... | 65 |
| TABLE G 31: POPULATION BY PLACE OF RESIDENCE (DISTRICT), DURING THE FIVE YEARS PERIOD PRIOR TO 2016 CENSUS, TONGA 2016 | 66 |
| TABLE G 32: INTER-DISTRICT MIGRATION, DURING FIVE YEAR PERIOD 2016 CENSUS, TONGA 2016..... | 67 |
| TABLE G 33: POPULATION AGED 2 AND ABOVE BY LEVEL OF DIFFICULTIES AND SEX. | 68 |
| TABLE G 34: POPULATION AGED 2 AND ABOVE WITH TYPE AND LEVEL OF DIFFICULTIES, DEGREE AND SEX, BY REGION..... | 69 |

| | |
|--|-----|
| TABLE G 35: POPULATION WITH THREE LEVEL OF DIFFICULTIES (SOME, AND A LOT OF DIFFICULTY, CANNOT DO AT ALL) BY AGE GROUPS, DIVISION, AND REGION | 71 |
| TABLE G 36: POPULATION WITH TWO LEVEL OF DIFFICULTIES (A LOT OF DIFFICULTY AND CANNOT DO AT ALL) BY 5 YEAR-AGE GROUPS | 73 |
| TABLE G 37: POPULATION (5 YEARS +) EXPERIENCING MENTALLY ILLNESS BY ISLAND, DISTRICT, AND REGION | 74 |
| TABLE G 38: PRIVATE HOUSEHOLD WITH HEALTH COMPLAINT, ILLNESS OR INJURY BY SEX, DIVISION AND DISTRICT | 75 |
| TABLE G 39: TOTAL POPULATION WITH HEALTH COMPLAINT, ILLNESS OR INJURY WHO SOUGHT CARE BY SEX, DIVISION, REGION | 76 |
| TABLE G 40: POPULATION (10 YEARS +) SMOKING CIGARETTES OR TOBACCO ON A DAILY BASIS BY 5-YEAR AGE AND SEX | 77 |
| TABLE G 41: POPULATION (10 YEARS +) SMOKING CIGARETTES AND LOCAL TOBACCO ON A DAILY BASIS BY 5-YEAR AGE GROUP AND SEX | 78 |
| TABLE G 42: POPULATION (10 YEARS +) SMOKING IMPORTED CIGARETTES AND LOCAL TOBACCO BY ISLAND, DISTRICT, AND REGION. | 79 |
| TABLE G 43: POPULATION (10 YEARS +) AND HOW OFTEN THEY DRINK ALCOHOLO AND KAVA TONGA BY ISLAND, DISTRICT AND REGION | 81 |
| TABLE G 44: TOTAL POPULATION (3 YEARS +) CURRENTLY ATTENDING SCHOOL OR OTHER EDUCATION BY TYPE OF SCHOOL, AGE AND SEX | 82 |
| TABLE G 45: TOTAL POPULATION (3 YEAR +) CURRENTLY ATTENDING SCHOOL OR OTHER EDUCATION BY TYPE OF SCHOOL, AGE, AND REGION. . | 83 |
| TABLE G 46: HIGHEST LEVEL OF SCHOOLING (3 YEARS +) BY 5 YEAR AGE GROUP, DIVISION AND REGION. | 86 |
| TABLE G 47: CURRENTLY ATTENDING SCHOOL OR OTHER EDUCATION (3 YEARS +) BY HIGHEST LEVEL AND GRADE OF SCHOOLING, BY 5 YEAR AGE GROUP AND SEX | 90 |
| TABLE G 48: TERTIARY QUALIFICATION ACHIEVED (15 YEARS +) BY SEX, DIVISION, DISTRICT, VILLAGE AND REGION. | 92 |
| TABLE G 49: TERTIARY QUALIFICATION ACHIEVED (POPULATION 15 YEARS +) BY AGE AND SEX | 97 |
| TABLE G 50: TOTAL POPULATION AGED 5 AND OLDER BY LEVEL OF READING AND WRITING IN TONGAN, ENGLISH AND OTHER LANGUAGES, AGE GROUPS AND SEX | 99 |
| TABLE G 51: TONGAN POPULATION AGED 5 AND OLDER BY LEVEL OF READING AND WRITING IN TONGAN, ENGLISH AND OTHER LANGUAGES, AGE GROUPS AND SEX | 102 |
| TABLE G 52: TOTAL POPULATION AGED 5 AND OLDER BY LITERACY, AGE GROUPS, DIVISION AND SEX | 105 |
| TABLE G 53: LABOUR MARKET ACTIVITY (POPULATION 15 YEARS+) BY DIVISION AND REGION | 109 |
| TABLE G 54: LABOUR MARKET ACTIVITY (POPULATION 15 +) BY 5 YEAT AGE GROUP | 110 |
| TABLE G 55: DETAILED TYPE OF WORK (EMPLOYED POPULATIN 15 YEARS+) BY 5-YEAR AGE GROUPS AND SEX | 111 |
| TABLE G 56: PRINCIPAL OCCUPATION (POPULATION 15 YEARS+) BY REGION AND DIVISON | 113 |
| TABLE G 57: PRINCIPAL OCCUPATION (POPULATION 15 YEARS +) BY 5 YEAR AGE GROUPS | 113 |
| TABLE G 58: PRINCIPAL OCCUPATION (EMPLOYED POPULATION 15 YEARS +) BY 5 YEAR AGE GROUPS AND SEX | 114 |
| TABLE G 59: PRINCIPAL OCCUPATION (EMPLOYED POPULATION 15 YEARS +) BY SEX, DIVISION, AND REGION | 116 |
| TABLE G 60: MAIN ACTIVITY OF EMPLOYEES' EMPLOYER (POPULATION 15 YEARS +) BY DIVISION, URBAN/RURAL AREAS AND GREATER NUKU'ALOFA | 117 |
| TABLE G 61: MAIN ACTIVITY OF EMPLOYEES' EMPLOYER (FOR EMPLOYED POPULATION 15 YEARS +) BY 5 YEAR AGE GROUPS | 118 |
| TABLE G 62: POPULATION (15 YEARS +) WHO ARE ECONOMICALLY AND NOT ECONOMICALLY ACTIVE, INCLUDING UNEMPLOYMENT, SEX, DIVISION, AND REGION | 119 |
| TABLE G 63: POPULATION (15 YEARS +) WHO ARE ECONOMICALLY AND NOT ECONOMICALLY ACTIVE, INCLUDING UNEMPLOYMENT, SEX, DIVISION, AND REGION | 130 |
| TABLE G 64: VOTING STATUS (21YEARS+) BY DIVISION AND REGION | 140 |
| TABLE G 65: VOTING STATUS (21 YEARS +) BY 5 YEAR AGE GROUPS | 140 |
| TABLE G 66: POPULATION (10 YEARS +) ACCESSING AND LOCATION OF INTERNET BY ISLAND, DISTRICT AND REGION | 141 |
| TABLE G 67: POPULATION (10 YEARS +) HAVE A MOBILE PHONE AND USE MOBILE DATA WITH INTERNET PROVIDER AND PURPOSE OF USING MOBILE DATA BY ISLAND, DISTRICT AND REGION | 142 |
| TABLE G 68: NUMBER OF FEMALE EVER GIVEN BIRTH (15 YEARS +) BY 5-YEARS AGE GROUP AND DIVISION | 143 |
| TABLE G 69: NUMBER OF CHILDREN EVER BORN WERE IN HOUSEHOLD, ELSEWHERE IN TONGA OR OVERSEAS, AND NUMBER OF CHILDREN DIED TO FEMALE POPULATION (15 YEARS+) BY DIVISION | 144 |

Household Tables

| | |
|---|-----|
| TABLE H 1: NUMBER OF HOUSEHOLDS BY TYPE, SEX OF HEAD BY DIVISION, DISTRICT, VILLAGE AND REGION | 146 |
| TABLE H 2: PRIVATE HOUSEHOLDS BY SIZE, SEX AND ETHNIC ORIGIN OF HEAD, BY DIVISION AND REGION | 150 |
| TABLE H 3: PRIVATE HOUSEHOLDS BY SIZE AND SEX AND ETHNIC ORIGIN OF HEAD, BY DIVISION | 153 |
| TABLE H 4: PRIVATE HOUSEHOLDS' POPULATIONS BY HOUSEHOLD COMPOSITION (RELATIONSHIP TO HEAD OF HOUSEHOLD) | 156 |
| TABLE H 5: PRIVATE HOUSEHOLDS CONSTRUCTION MATERIAL USED FOR OUTSIDE WALL OF MAIN DWELLING, BY DIVISION, DISTRICT, VILLAGE AND REGION. | 162 |
| TABLE H 6: PRIVATE HOUSEHOLDS' CONSTRUCTION MATERIAL USED FOR THE ROOF AND FLOOR OF MAIN DWELLING BY DIVISION, DISTRICT, VILLAGE AND REGION | 166 |
| TABLE H 7: PRIVATE HOUSEHOLDS SOURCE OF DRINKING WATER AND WATER APART FROM DRINKING WATER BY DIVISION, DISTRICT, VILLAGE AND REGION | 172 |

| | |
|--|-----|
| TABLE H 8: HOUSEHOLDS MAIN TOILET FACILITY, LOCATION AND SHARED TOILET FACILITY BY DIVISION, DISTRICT, VILLAGE AND REGION | 178 |
| TABLE H 9: HOUSEHOLDS' MAIN TOILET FACILITY, LOCATION AND SHARED TOILET FACILITY BY DIVISION, DISTRICT, VILLAGE AND REGION | 184 |
| TABLE H 10: PRIVATE HOUSEHOLDS' MAIN SOURCE OF ENERGY FOR COOKING BY DIVISION, DISTRICT, VILLAGE AND REGION | 188 |
| TABLE H 11: PRIVATE HOUSEHOLDS MAIN SOURCE OF LIGHTING BY DIVISION, DISTRICT, VILLAGE AND REGION | 194 |
| TABLE H 12: HOUSEHOLDS' GOODS IN THE HOUSEHOLD BY DIVISION AND REGION | 200 |
| TABLE H 13: HOUSEHOLD ACCESS TO INTERNET AND HAVE BATTERY RADIO BY DIVISION, DISTRICT AND REGION | 201 |
| TABLE H 14: MAIN MEANS OF WASTE DISPOSAL BY DIVISION, DISTRICT, VILLAGE AND REGION..... | 202 |
| TABLE H 15: HOUSEHOLD TENURE BY DISTRICT AND REGION | 203 |
| TABLE H 16: MAIN SOURCE OF HOUSEHOLD INCOME BY DIVISION, DISTRICT AND REGION | 204 |
| TABLE H 17: MAIN SOURCE OF HOUSEHOLD INCOME BY DIVISION, DISTRICT AND VILLAGE | 205 |
| TABLE H 18: MAIN SOURCE OF INCOME BY SEX AND ETHNIC ORIGIN OF HEAD OF HOUSEHOLD, BY DIVISION AND REGION | 209 |
| TABLE H 19: HOUSEHOLDS RECEIVING REMITTANCES BY ISLAND, DISTRICT AND REGION..... | 212 |
| TABLE H 20: FREQUENCY OF REMITTANCES RECEIVED BY SEX AND ETHNIC ORIGIN OF HEAD OF HOUSEHOLD BY DIVISION AND REGION | 216 |
| TABLE H 21: PURPOSE OF GROWING CROPS BY DIVISION, DISTRICT, VILLAGE AND REGION | 218 |
| TABLE H 22: TYPE OF CROPS GROWN BY DIVISION, DISTRICT, VILLAGE AND REGION | 222 |
| TABLE H 23: PURPOSE OF FISHING BY DIVISION, DISTRICT, VILLAGE AND REGION | 227 |
| TABLE H 24: MODE OF FISHING BY DIVISION AND DISTRICT | 232 |
| TABLE H 25: PURPOSE OF RAISING LIVESTOCK BY DIVISION, DISTRICT AND VILLAGE..... | 233 |
| TABLE H 26: PRIVATE HOUSEHOLD WHO RAISED LIVESTOCK BY DIVISION, DISTRICT AND VILLAGE..... | 238 |
| TABLE H 27: PRIVATE HOUSEHOLDS WHO PRODUCED HANDICRAFTS BY DIVISION, DISTRICT AND VILLAGE..... | 243 |

Abbreviations

| | |
|----------|--|
| CAPI | Computer Assisted Personal Interview |
| EBC | Electoral Boundary Commission |
| EA | Enumeration Area |
| GIS | Geographic Information System |
| GPS | Global Positioning System |
| Grt.Nuku | Greater Nuku'alofa |
| GS | Government Statistician |
| Hhld | Household |
| ID | Identification |
| ISIC | International Standard Industrial Classification |
| ISCO | International Standard Industrial Classification |
| MLSNR | Ministry of Land, Survey and Natural Resources |
| NGO | Non-Government Organization |
| PC | Population Census |
| PICT | Pacific Island Countries and Territories |
| PMO | Prime Minister's Office |
| PopGIS | Population Geographic Information System |
| SD | Statistics Department |
| SDD | Statistics for Development Division |
| SPC | Secretariat of the Pacific Community |
| TL | Team Leaders |
| TVET | Technical and Vocational Education and Training |

Glossary

| | |
|--------------------------|--|
| Census | The total process of collecting, compiling, evaluating, analyzing and publishing or otherwise, disseminating demographic, economic and social data pertaining, at a specified time, to all persons in a country or in a well-delimited part of a country. |
| Disability | People with disability categorise as compilation of two level of difficulties - a lot of difficulties and cannot do at all specified as disability. |
| Island Division | The five 'main islands' (Tongatapu, Vava'u, Ha'apai, 'Eua and Ongo Niua) in Tonga. Each division is divided into districts and each district is divided into villages. |
| Economic activity | The main activity each person aged 15 years and older did during the reference week. |
| Economically active | People who were either engaged in a full or part-time job or in a business, engaged mainly in farming, fishing or handicrafts making, or mainly in housework with some gardening or farming, fishing or making handicrafts, who had a job but were on leave or temporary absent for some reason, and the unemployed. |
| Employed Population | Those who 'work for pay' or 'work to support the household by producing goods for sale', or 'work to support the household for own consumption. |
| Ethnic origin | Relates to the ethnic group a person belongs to, (i.e. the ancestry with which he/she is identified). |
| Greater Nuku'alofa | Greater Nuku'alofa includes the districts of Kolofou and Kolomotu'a. |
| Household | Consists of persons who usually eat together and share the work of preparing the food and/or the cost of work of providing it. Generally, household members live and sleep in the same building although this is not always the case. Hence, the definition is based on eating together rather than on living or sleeping in the same building or dwelling. |
| Household head | The person with the primary authority and responsibility for household affairs. This person is usually designated by the members of the household. |
| Industry | The main activity undertaken by the establishment or place where a person worked. Industry affiliation was classified according to the International Standard Industrial Classification (ISIC) Revision 4_2004. |
| Institution | A place of residence apart from private household, such as hotel/motels, hospital and prison. |
| Internal migration | the movement of people from one place to another with in Tonga estimated by comparing place of residence of place of birth, one and five years prior to the census with the place of residence during the census enumeration. Several types of population flows between and within division, district, and village or the so called inter - and intra - migration. |
| Literacy | Measured as a respondents' ability to read and write a simple sentence in Tongan, English or another language. |
| Non-resident institution | Includes non-residents or visitor occupying an institution on Census night. |

| | |
|--------------------------|---|
| Not economically active | People who were neither employed nor unemployed. This includes those engaged in housework only, full time students, the retired, the disabled and other. |
| Paid work | The work a person carries out in order to gain wages, salaries or cash. |
| Place of birth | The village in which a person was born. Where a mother travels to another area, e.g. to a hospital, or another country to give birth, the village or country in which she usually resided at the time she gives birth is the child's place of birth. |
| Place of usual residence | The geographic place where the enumerated person (a) has lived for the past six months or more, or (b) having arrived in that geographic area during the last six months and intends to stay for at least six months. |
| Region | The term is used to represent Urban, Rural and Greater Nuku'alofa. |
| Remittances | Money sent to households from friends or relatives living overseas or within Tonga. |
| Resident institution | Includes Tongan residents who were occupying an institution on Census night. |
| Rural | All villages except Kolofo'ou, Kolomotu'a and Ma'ufanga villages. |
| Total population | Census night population, i.e. including residents and non-residents in private households, residents in institutions and non-residents in institutions. |
| Unpaid work | Any work a person voluntarily did whether it be for the family, church or the community, or any other related organization and for which no compensation was paid. |
| Urban or Nuku'alofa | Urban area or what is called the three villages of Nuku'alofa – Kolofo'ou, Kolomotu'a and Ma'ufanga. |
| Urban population | Total population of the villages of Kolofo'ou, Ma'ufanga and Kolomotu'a. Urban boundaries are defined based on the size of village population i.e. villages with a population size of at least 5,000 people. |
| Unemployed population | <p>Census 2016 defined and estimate unemployed population comprises persons aged 15 and above specified for measurement of the economically active population during the reference period were: without work, or other words, were not paid employment of self-employment and currently available for work, in other words, were available for paid employment.</p> <p>International Conference of Labour statistician (ICLS) recommendations that looking and seeking for work are of limited relevance, because the labour market is largely unorganized or of limited scope, where labor absorption is, at the time, inadequate, or where the labour force is largely self-employed, the standard definition of unemployment may be applied by relaxing the criterion of seeking work. Such a relaxation is aimed primarily at those developing countries including Tonga, where the criterion does not capture the extent of unemployment in its totality. With this relaxation of the criterion of seeking work, which permits in extreme cases the criterion's complete suppression, the two basic criteria that remain applicable are "without work" and "currently available for work"(2.271 & 2.272 of the Principles and Recommendations for Population and Housing Censuses Revision 2).</p> |

Key Indicators

| Indicator | TONGA | Tongatapu | Vava'u | Ha'apai | 'Eua | Ongo Niuva | Urban | Rural | Grt. Nukualofa |
|---|----------------|---------------|---------------|--------------|--------------|--------------|---------------|---------------|----------------|
| Population | | | | | | | | | |
| Total population | 100,651 | 74,611 | 13,738 | 6,125 | 4,945 | 1,232 | 23,221 | 77,430 | 35,184 |
| Male | 50,255 | 37,135 | 6,866 | 3,118 | 2,486 | 650 | 11,529 | 38,726 | 17,490 |
| Female | 50,396 | 37,476 | 6,872 | 3,007 | 2,459 | 582 | 11,692 | 38,704 | 17,694 |
| Population change | | | | | | | | | |
| 2011 - 2016 (no.) | -2,601 | -805 | -1,184 | -491 | -71 | -50 | -1,008 | -1,593 | -861 |
| 2011 - 2016 (%) | -2.5 | -1.1 | -7.9 | -7.4 | -1.4 | -3.9 | -4.2 | -2.0 | -2.4 |
| Average Annual Growth | -0.5 | -0.2 | -1.7 | -1.5 | -0.3 | -0.8 | -0.9 | -0.4 | -0.5 |
| Population density (number of people per square km) | | | | | | | | | |
| Total number of people living in households (private & Ins. Res) | 100,266 | 74,291 | 13,687 | 6,111 | 4,945 | 1,232 | 23,103 | 77,163 | 34,853 |
| Male | 49,983 | 36,905 | 6,831 | 3,111 | 2,486 | 650 | 11,289 | 38,694 | 17,254 |
| Female | 50,283 | 37,386 | 6,856 | 3,000 | 2,459 | 582 | 11,587 | 38,696 | 17,599 |
| Total number of people living (non-resident) in Institution | 385 | 320 | 51 | 14 | 0 | 0 | 286 | 99 | 301 |
| Male | 272 | 230 | 35 | 7 | 0 | 0 | 210 | 62 | 220 |
| Female | 113 | 90 | 16 | 7 | 0 | 0 | 76 | 37 | 81 |
| Total Tongan and part Tongan population | 98,455 | 72,723 | 13,540 | 6,053 | 4,911 | 1,228 | 22,062 | 76,393 | 33,737 |
| Male | 49,008 | 36,057 | 6,752 | 3,080 | 2,471 | 648 | 10,870 | 38,138 | 16,663 |
| Female | 49,447 | 36,666 | 6,788 | 2,973 | 2,440 | 580 | 11,192 | 38,255 | 17,074 |
| Household type | | | | | | | | | |
| Total Households | 18,198 | 13,096 | 2,745 | 1,193 | 889 | 275 | 4,175 | 14,023 | 6,240 |
| Total Number of Private household | 18,005 | 12,953 | 2,715 | 1,179 | 885 | 273 | 4,080 | 13,925 | 6,134 |
| Total Number of Institution occupied by Tongans & non- Tongans | 193 | 143 | 30 | 14 | 4 | 2 | 95 | 98 | 106 |
| Average household size | 5.5 | 5.7 | 5 | 5.2 | 5.6 | 4.5 | 5.6 | 5.5 | 5.6 |
| Population age structure | | | | | | | | | |
| Less than 1 year of age | 2,279 | 1,708 | 303 | 141 | 110 | 17 | 485 | 1,794 | 773 |
| Male | 1,190 | 915 | 143 | 65 | 58 | 9 | 264 | 926 | 424 |
| Female | 1,089 | 793 | 160 | 76 | 52 | 8 | 221 | 868 | 349 |
| Children (1-14 years of age) | 34,255 | 25,062 | 4,864 | 2,103 | 1,815 | 411 | 7,216 | 27,039 | 11,264 |
| Male | 17,806 | 12,991 | 2,574 | 1,107 | 918 | 216 | 3,678 | 14,128 | 5,791 |
| Female | 16,449 | 12,071 | 2,290 | 996 | 897 | 195 | 3,538 | 12,911 | 5,473 |
| Youth (15-24 years of age) | 18,736 | 14,268 | 2,393 | 1,032 | 844 | 199 | 4,427 | 14,309 | 6,746 |
| Male | 9,555 | 7,249 | 1,182 | 562 | 445 | 117 | 2,266 | 7,289 | 3,443 |
| Female | 9,181 | 7,019 | 1,211 | 470 | 399 | 82 | 2,161 | 7,020 | 3,303 |
| Working age (15 - 59 years of age) | 53,305 | 41,631 | 7,157 | 3,276 | 2,580 | 661 | 13,430 | 41,875 | 20,149 |
| Male | 27,188 | 20,412 | 3,478 | 1,662 | 1,285 | 351 | 6,649 | 20,539 | 9,928 |
| Female | 28,117 | 21,219 | 3,679 | 1,614 | 1,295 | 310 | 6,781 | 21,336 | 10,221 |
| Older population (60 years and older) | 8,771 | 6,169 | 1,414 | 605 | 440 | 143 | 1,992 | 6,779 | 2,929 |
| Male | 4,048 | 2,794 | 671 | 284 | 225 | 74 | 887 | 3,161 | 1,309 |
| Female | 4,723 | 3,375 | 743 | 321 | 215 | 69 | 1,105 | 3,618 | 1,620 |
| Median age | 22 | 22 | 21 | 22 | 20 | 24 | 23 | 21 | 23 |
| Male | 21 | 21 | 20 | 21 | 20 | 23 | 22 | 20 | 22 |
| Female | 23 | 23 | 23 | 24 | 21 | 26 | 24 | 23 | 24 |
| Total Dependency Ratio | 82 | 80 | 92 | 87 | 92 | 86 | 73 | 85 | 75 |
| Youth Dependency Ratio | 66 | 65 | 73 | 69 | 75 | 65 | 58 | 69 | 60 |
| Aged Dependency Ratio | 16 | 15 | 20 | 18 | 17 | 22 | 15 | 16 | 15 |
| Sex ratio (number of males per 100 females) | 99 | 99 | 100 | 104 | 101 | 112 | 97 | 100 | 98 |
| Labour force-Economically Active | | | | | | | | | |
| Labour force-Economically Active | 40,623 | 29,379 | 5,715 | 2,828 | 2,143 | 558 | 9,196 | 31,427 | 13,877 |
| Males | 22,058 | 15,990 | 3,046 | 1,505 | 1,210 | 307 | 4,929 | 17,129 | 7,506 |
| Females | 18,565 | 13,389 | 2,669 | 1,323 | 933 | 251 | 4,267 | 14,298 | 6,371 |
| Employed population | 33,973 | 24,104 | 4,908 | 2,554 | 1,877 | 530 | 7,468 | 26,505 | 11,362 |
| Males | 20,390 | 14,683 | 2,829 | 1,426 | 1,157 | 295 | 4,416 | 15,974 | 6,782 |
| Females | 13,583 | 9,421 | 2,079 | 1,128 | 720 | 235 | 3,052 | 10,531 | 4,580 |
| Paid workers | 23,323 | 18,119 | 2,515 | 1,410 | 933 | 346 | 6,573 | 16,750 | 9,639 |
| Males | 14,008 | 10,944 | 1,533 | 778 | 584 | 169 | 3,873 | 10,135 | 5,775 |
| Females | 9,315 | 7,175 | 982 | 632 | 349 | 177 | 2,700 | 6,615 | 3,864 |
| Subsistence workers | 7,470 | 3,878 | 1,850 | 918 | 717 | 107 | 418 | 7,052 | 910 |
| Males | 4,493 | 2,505 | 987 | 501 | 419 | 81 | 272 | 4,221 | 570 |
| Females | 2,977 | 1,373 | 863 | 417 | 298 | 26 | 146 | 2,831 | 340 |
| Unpaid family worker | 2,672 | 1,712 | 485 | 191 | 212 | 72 | 359 | 2,313 | 623 |
| Males | 1,535 | 962 | 266 | 119 | 146 | 42 | 188 | 1,347 | 311 |
| Females | 1,137 | 750 | 219 | 72 | 66 | 30 | 171 | 966 | 312 |
| Volunteer worker | 508 | 395 | 58 | 35 | 15 | 5 | 137 | 371 | 198 |
| Males | 354 | 272 | 43 | 28 | 8 | 3 | 99 | 255 | 132 |
| Females | 154 | 123 | 15 | 7 | 7 | 2 | 38 | 116 | 66 |
| Unemployment No. | 6,650 | 5,275 | 807 | 274 | 266 | 28 | 1,728 | 4,922 | 2,515 |
| Males | 1,668 | 1,307 | 217 | 79 | 53 | 12 | 513 | 1,155 | 724 |
| Females | 4,982 | 3,968 | 590 | 195 | 213 | 16 | 1,215 | 3,767 | 1,791 |
| Unemployment rate (%) * | 16.4 | 18 | 14.1 | 9.7 | 12.4 | 5 | 18.8 | 15.7 | 18.1 |
| Males | 7.6 | 8.2 | 7.1 | 5.2 | 4.4 | 3.9 | 10.4 | 6.7 | 9.6 |
| Females | 26.8 | 29.6 | 22.1 | 14.7 | 22.8 | 6.4 | 28.5 | 26.3 | 28.1 |

| Indicator | TONGA | Tongatapu | Vava'u | Ha'apai | 'Eua | Ongo Niu | Urban | Rural | Grt. Nukualofa |
|--|-------------|-------------|-------------|-------------|-------------|-------------|-------------|-------------|----------------|
| Unemployment rate (%) ** | 1.0 | 1.2 | 0.6 | 0.4 | 0.1 | 0.2 | 1.4 | 0.9 | 1.4 |
| Males | 0.7 | 0.9 | 0.5 | 0.4 | 0.1 | 0.3 | 1.4 | 0.6 | 1.2 |
| Females | 1.4 | 1.8 | 0.9 | 0.4 | 0.1 | 0 | 1.5 | 1.4 | 1.6 |
| Unemployment rate (%)*** | 34.8 | 31.2 | 46.5 | 42.1 | 45.9 | 24.2 | 23.3 | 38.1 | 24.7 |
| Males | 27.9 | 23.8 | 39.5 | 38.5 | 39 | 30.3 | 15.9 | 31.4 | 17.2 |
| Females | 42.9 | 39.9 | 54.4 | 46.3 | 54.8 | 16.7 | 31.9 | 46.1 | 33.4 |
| Employment-population ratio | 36.6 | 38.1 | 29.5 | 36.5 | 30.9 | 43 | 43.2 | 34.5 | 42.2 |
| Males | 45.2 | 47.6 | 37.2 | 40.1 | 38.7 | 39.8 | 52.5 | 42.9 | 52.2 |
| Females | 28.4 | 29.2 | 22.3 | 32.8 | 23.1 | 46.7 | 34.4 | 26.6 | 32.8 |
| Labour Force Participation Rate | 63.7 | 61.8 | 67 | 73.1 | 71 | 69.4 | 60.4 | 64.8 | 60.7 |
| Males | 71.2 | 69.5 | 74 | 77.6 | 80.1 | 72.2 | 66.9 | 72.5 | 67.9 |
| Females | 56.7 | 54.6 | 60.6 | 68.6 | 61.8 | 66.2 | 54.3 | 57.4 | 54 |
| Not in labour force - Not Ecomomically Active | | | | | | | | | |
| Students (full & part time) | 9,309 | 7,144 | 1,173 | 447 | 446 | 99 | 2,359 | 6,950 | 3,612 |
| Males | 4,530 | 3,529 | 537 | 207 | 206 | 51 | 1,195 | 3,335 | 1,816 |
| Females | 4,779 | 3,615 | 636 | 240 | 240 | 48 | 1,164 | 3,615 | 1,796 |
| Retired or too old | 2,024 | 1,544 | 287 | 99 | 68 | 26 | 587 | 1,437 | 834 |
| Males | 947 | 740 | 129 | 36 | 27 | 15 | 273 | 674 | 391 |
| Females | 1,077 | 804 | 158 | 63 | 41 | 11 | 314 | 763 | 443 |
| Physically/Mentally Disabled | 641 | 491 | 71 | 41 | 27 | 11 | 134 | 507 | 234 |
| Males | 378 | 291 | 39 | 26 | 15 | 7 | 87 | 291 | 150 |
| Females | 263 | 200 | 32 | 15 | 12 | 4 | 47 | 216 | 84 |
| Home responsibilities or domestic duties | 10,212 | 8,260 | 1,113 | 409 | 323 | 107 | 2,665 | 7,547 | 3,917 |
| Males | 2,472 | 1,965 | 283 | 140 | 41 | 43 | 723 | 1,749 | 972 |
| Females | 7,740 | 6,295 | 830 | 269 | 282 | 64 | 1,942 | 5,798 | 2,945 |
| Education | | | | | | | | | |
| School enrolment rates of 5 - 14 year - old (%) | 94.5 | 94.5 | 94.3 | 95.7 | 95.3 | 88.2 | 95.5 | 94.3 | 94.6 |
| Males | 94.3 | 94.3 | 93.4 | 95.7 | 96.3 | 85.3 | 95.1 | 94.1 | 94.3 |
| Females | 94.8 | 94.7 | 95.2 | 95.9 | 94.3 | 91.7 | 96 | 94.5 | 95 |
| Proportion of population aged 15 and older with highest level of schooling: | | | | | | | | | |
| Primary education (%) | 5.1 | 4.3 | 5.6 | 10.7 | 7.4 | 14.1 | 3.4 | 5.6 | 3.6 |
| Males | 5.1 | 4.2 | 5.9 | 10.2 | 7.5 | 13.4 | 3.2 | 5.6 | 3.5 |
| Females | 5.1 | 4.4 | 5.3 | 11.2 | 7.2 | 15 | 3.6 | 5.6 | 3.6 |
| Secondary education (%) | 75.8 | 74.5 | 81.8 | 76.8 | 78.7 | 74.5 | 69.8 | 77.7 | 70.1 |
| Males | 76 | 74.9 | 81.1 | 76.3 | 77.8 | 73.5 | 70.4 | 77.7 | 70.4 |
| Females | 75.7 | 74.1 | 82.4 | 77.4 | 79.7 | 75.6 | 69.3 | 77.7 | 69.7 |
| Technical and Vocational (%) | 7.8 | 8.3 | 3.9 | 7.1 | 11.8 | 3.8 | 9.5 | 7.2 | 8.8 |
| Males | 8.7 | 9.2 | 5 | 8.5 | 13 | 3.7 | 10.2 | 8.2 | 9.9 |
| Females | 6.9 | 7.4 | 3 | 5.7 | 10.5 | 3.8 | 8.8 | 6.2 | 7.8 |
| Tertiary education (%) | 10.8 | 12.4 | 8.3 | 5.3 | 2.1 | 7.6 | 16.7 | 9 | 16.9 |
| Males | 9.8 | 11.2 | 7.6 | 4.8 | 1.7 | 9.4 | 15.7 | 8 | 15.6 |
| Females | 11.8 | 13.4 | 8.9 | 5.7 | 2.6 | 5.6 | 17.7 | 9.9 | 18.1 |
| Proportion of population aged 15 and older with Tertiary Qualification | | | | | | | | | |
| Certificate (%) | 23.3 | 22.5 | 29.9 | 29.8 | 17.2 | 11.1 | 20.2 | 25.1 | 21.5 |
| Males | 22.9 | 21.8 | 31.8 | 35.2 | 8 | 5.7 | 20.8 | 24.2 | 21.6 |
| Females | 23.6 | 23 | 28.3 | 25.2 | 23.1 | 21.1 | 19.7 | 25.9 | 21.5 |
| Diploma (%) | 44.4 | 43.1 | 54.6 | 45.5 | 29.7 | 70.4 | 40.8 | 46.5 | 41.9 |
| Males | 40.1 | 38.6 | 50 | 41.8 | 24 | 71.4 | 34.9 | 43.3 | 35.9 |
| Females | 47.8 | 46.6 | 58.2 | 48.6 | 33.3 | 68.4 | 45.8 | 49 | 46.8 |
| Bachelor's degree (%) | 21.4 | 22.6 | 12.4 | 14.6 | 37.5 | 14.8 | 24.4 | 19.6 | 22.9 |
| Males | 23.3 | 24.6 | 14.6 | 13.2 | 40 | 20 | 26.3 | 21.5 | 25.4 |
| Females | 19.8 | 20.9 | 10.6 | 15.9 | 35.9 | 5.3 | 22.9 | 18.1 | 20.8 |
| Master's degree (%) | 8 | 8.8 | 1.3 | 8.6 | 10.9 | 3.7 | 10.3 | 6.7 | 10 |
| Males | 9.7 | 10.9 | 0.3 | 9.9 | 16 | 2.9 | 12.6 | 7.9 | 12.3 |
| Females | 6.7 | 7.2 | 2.1 | 7.5 | 7.7 | 5.3 | 8.3 | 5.8 | 8.1 |
| Doctorate degree (%) | 1.3 | 1.4 | 0.4 | 1 | 3.1 | 0 | 1.8 | 1 | 1.6 |
| Males | 1.9 | 2 | 1 | 0 | 8 | 0 | 2.2 | 1.7 | 2.2 |
| Females | 0.8 | 0.9 | 0 | 1.9 | 0 | 0 | 1.4 | 0.5 | 1 |
| Other professional degree (%) | 1.6 | 1.7 | 1.5 | 0.5 | 1.6 | 0 | 2.5 | 1.1 | 2.1 |
| Males | 2 | 2.1 | 2.3 | 0 | 4 | 0 | 3.1 | 1.4 | 2.5 |
| Females | 1.2 | 1.3 | 0.8 | 0.9 | 0 | 0 | 1.9 | 0.8 | 1.8 |
| Disability (2 years +) | | | | | | | | | |
| Population with disability (%) | 10.6 | 10.3 | 11.8 | 12.1 | 8.9 | 9.8 | 9.0 | 11.0 | 10.1 |
| Male | 10.6 | 10.4 | 11.4 | 12.5 | 8.0 | 11.5 | 9.1 | 11.0 | 10.3 |
| Female | 10.5 | 10.2 | 12.2 | 11.7 | 9.9 | 7.9 | 9.0 | 11.0 | 9.9 |
| Disability Seeing (%) | 8.5 | 8.6 | 9.7 | 6.3 | 6.4 | 7.8 | 10.3 | 8.1 | 9.2 |
| Male | 7.3 | 7.5 | 8.5 | 4.9 | 3.7 | 9.7 | 9.1 | 6.9 | 8.0 |
| Female | 9.7 | 9.8 | 10.8 | 7.8 | 8.6 | 4.5 | 11.4 | 9.3 | 10.4 |
| Disability Hearing (%) | 7.2 | 6.5 | 10.1 | 6.5 | 8.8 | 6.9 | 6.3 | 7.4 | 6.0 |
| Male | 7.5 | 6.8 | 11.0 | 7.3 | 6.9 | 9.7 | 6.3 | 7.8 | 6.2 |
| Female | 6.8 | 6.2 | 9.3 | 5.7 | 10.3 | 2.3 | 6.2 | 6.9 | 5.7 |
| Disability Mobility (%) | 21.6 | 20.7 | 22.0 | 23.8 | 32.1 | 25.0 | 22.4 | 21.4 | 20.8 |
| Male | 20.3 | 19.4 | 21.9 | 19.7 | 32.4 | 23.6 | 20.9 | 20.2 | 19.3 |
| Female | 22.9 | 22.0 | 22.1 | 28.2 | 31.9 | 27.3 | 23.9 | 22.6 | 22.3 |
| Disability Memory (%) | 9.3 | 9.5 | 10.6 | 6.8 | 2.9 | 14.7 | 9.6 | 9.2 | 9.6 |

| Indicator | TONGA | Tongatapu | Vava'u | Ha'apai | 'Eua | Ongo Niua | Urban | Rural | Grt. Nukualofa |
|--|---------------|--------------|---------------|--------------|--------------|--------------|---------------|---------------|----------------|
| Male | 9.6 | 9.9 | 10.9 | 7.3 | 2.1 | 13.9 | 10.1 | 9.5 | 9.9 |
| Female | 8.9 | 9.1 | 10.4 | 6.3 | 3.4 | 15.9 | 9.1 | 8.9 | 9.2 |
| Disability_Selfcare (%) | 34.2 | 34.7 | 31.2 | 37.4 | 35.2 | 23.3 | 32.3 | 34.7 | 32.7 |
| Male | 34.7 | 35.5 | 30.0 | 37.0 | 37.8 | 22.2 | 33.2 | 35.1 | 33.8 |
| Female | 33.8 | 33.9 | 32.3 | 37.8 | 33.2 | 25.0 | 31.4 | 34.4 | 31.7 |
| Disability_Communication (%) | 19.2 | 20.0 | 16.4 | 19.2 | 14.5 | 22.4 | 19.2 | 19.2 | 21.8 |
| Male | 20.5 | 20.9 | 17.6 | 23.8 | 17.0 | 20.8 | 20.3 | 20.5 | 22.8 |
| Female | 17.9 | 19.1 | 15.3 | 14.1 | 12.5 | 25.0 | 18.0 | 17.9 | 20.7 |
| Alcohol (10 years +) | | | | | | | | | |
| Not drinking alcohol (%) | | | | | | | | | |
| Total | 85.9 | 85.2 | 88.5 | 88.2 | 85.9 | 84.1 | 81.9 | 87.1 | 83.2 |
| Male | 76.5 | 75.7 | 80.0 | 78.5 | 76.2 | 74.6 | 71.8 | 77.9 | 73.5 |
| Female | 94.9 | 94.3 | 96.8 | 98.1 | 95.6 | 95.1 | 91.3 | 96.1 | 92.4 |
| Drinking alcohol (%) | | | | | | | | | |
| Total | 14.1 | 14.8 | 11.5 | 11.8 | 14.1 | 15.9 | 18.1 | 12.9 | 16.8 |
| Male | 23.5 | 24.3 | 20.0 | 21.5 | 23.8 | 25.4 | 28.2 | 22.1 | 26.5 |
| Female | 5.1 | 5.7 | 3.2 | 1.9 | 4.4 | 4.9 | 8.7 | 3.9 | 7.6 |
| Kava Tonga (10 years +) | | | | | | | | | |
| No drinking kava tonga (%) | | | | | | | | | |
| Total | 82.2 | 83.6 | 79.4 | 76.4 | 78.3 | 69.9 | 84.7 | 81.4 | 84.2 |
| Male | 64.3 | 67.1 | 58.8 | 53.7 | 56.7 | 44.5 | 69.6 | 62.7 | 68.5 |
| Female | 99.4 | 99.3 | 99.3 | 99.8 | 99.7 | 99.1 | 98.9 | 99.5 | 99.1 |
| Drinking kava tonga (%) | | | | | | | | | |
| Total | 17.8 | 16.4 | 20.6 | 23.6 | 21.7 | 30.1 | 15.3 | 18.6 | 15.8 |
| Male | 35.7 | 32.9 | 41.2 | 46.3 | 43.3 | 55.5 | 30.4 | 37.3 | 31.5 |
| Female | 0.6 | 0.7 | 0.7 | 0.2 | 0.3 | 0.9 | 1.1 | 0.5 | 0.9 |
| Smoking – imported and local tobacco (10 years +) | | | | | | | | | |
| No smoking import tobacco (%) | | | | | | | | | |
| Total | 82.9 | 82.3 | 84.9 | 83.8 | 84.9 | 87.0 | 82.3 | 83.1 | 82.1 |
| Male | 72.2 | 71.4 | 73.8 | 72.3 | 77.5 | 81.2 | 72.1 | 72.3 | 71.6 |
| Female | 93.2 | 92.7 | 95.7 | 95.6 | 92.2 | 93.8 | 92.0 | 93.6 | 92.2 |
| Smoking Import tobacco (%) | | | | | | | | | |
| Total | 17.1 | 17.7 | 15.1 | 16.2 | 15.1 | 13.0 | 17.7 | 16.9 | 17.9 |
| Male | 27.8 | 28.6 | 26.2 | 27.7 | 22.5 | 18.8 | 27.9 | 27.7 | 28.4 |
| Female | 6.8 | 7.3 | 4.3 | 4.4 | 7.8 | 6.3 | 8.0 | 6.4 | 7.8 |
| No smoking local tobacco (%) | | | | | | | | | |
| Total | 86.3 | 87.9 | 85.0 | 78.8 | 76.5 | 75.0 | 90.5 | 85.0 | 89.5 |
| Male | 75.1 | 78.0 | 72.2 | 61.6 | 62.3 | 59.2 | 82.6 | 72.9 | 80.8 |
| Female | 97.0 | 97.4 | 97.4 | 96.5 | 90.7 | 93.1 | 98.0 | 96.7 | 97.6 |
| Smoking local tobacco (%) | | | | | | | | | |
| Total | 13.7 | 12.1 | 15.0 | 21.2 | 23.5 | 25.0 | 9.5 | 15.0 | 10.5 |
| Male | 24.9 | 22.0 | 27.8 | 38.4 | 37.7 | 40.8 | 17.4 | 27.1 | 19.2 |
| Female | 3.0 | 2.6 | 2.6 | 3.5 | 9.3 | 6.9 | 2.0 | 3.3 | 2.4 |
| Household access to internet (%) | 13.2 | 15.2 | 8.7 | 11.6 | 5.2 | 0.0 | 22.3 | 10.6 | 20.4 |
| Electorial Vote (21 years +) | | | | | | | | | |
| Registered to vote | | | | | | | | | |
| Total | 85.4 | 84.2 | 89.9 | 87.9 | 88.3 | 90.5 | 82.1 | 86.5 | 82.7 |
| Male | 83.9 | 82.6 | 88.6 | 86.3 | 87.1 | 88.4 | 80.5 | 85.0 | 81.2 |
| Female | 86.8 | 85.6 | 91.0 | 89.5 | 89.5 | 92.8 | 83.6 | 87.8 | 84.1 |
| Not Registered to vote | | | | | | | | | |
| Total | 14.6 | 15.8 | 10.1 | 12.1 | 11.7 | 9.5 | 17.9 | 13.5 | 17.3 |
| Male | 16.1 | 17.4 | 11.4 | 13.7 | 12.9 | 11.6 | 19.5 | 15.0 | 18.8 |
| Female | 13.2 | 14.4 | 9.0 | 10.5 | 10.5 | 7.2 | 16.4 | 12.2 | 15.9 |
| Mental Health Illness | | | | | | | | | |
| Total Response | 87,774 | 65016 | 12,036 | 5,349 | 4,281 | 1,092 | 20,291 | 67,483 | 30,681 |
| Affected behaviour | 2,324 | 1783 | 199 | 241 | 48 | 53 | 453 | 1,871 | 748 |
| % of behaviouralaffected | 2.6 | 2.7 | 1.7 | 4.5 | 1.1 | 4.9 | 2.2 | 2.8 | 2.4 |
| Affected Mentally (%) | 16.9 | 15.9 | 27.6 | 11.2 | 31.3 | 22.6 | 17.2 | 16.8 | 20.5 |
| Affected by Evil Spirit (%) | 3.3 | 3.1 | 4.5 | 2.9 | 10.4 | 1.9 | 2.0 | 3.6 | 5.3 |
| Mental Retardation (%) | 10.8 | 9.4 | 21.6 | 11.2 | 10.4 | 17.0 | 10.2 | 11.0 | 10.3 |
| Affected by Drugs (%) | 46.1 | 51.4 | 3.0 | 51.5 | 4.2 | 43.4 | 58.7 | 43.0 | 50.8 |
| Affected by Being Elderly (%) | 22.9 | 20.2 | 43.2 | 23.2 | 43.8 | 15.1 | 11.9 | 25.5 | 13.1 |

Note:

* Equates from the total unemployment (6,650 peoples) - people who did not work during the reference week but were available and willing to start work

** Equates from the total unemployment (348 peoples) - people who did not work during the reference week, but were available and willing to start work and looking for work

*** Equates from the total unemployment (14,120 peoples) - if subsistence workers were also included as unemployed

The dependency ratio is a measure showing the number of dependents, aged zero to 14 and over the age of 60, to the total population, aged 15 to 59. It is also referred to as the "total dependency ratio"

The young dependency ratio is a measure showing the number of dependents, aged zero to 14, to the total population, and aged 15 to 59. It is also referred to as the "youth dependency ratio"

The aged dependency ratio is a measure showing the number of dependents, aged 60 and over, to the total population, age 15 to 59.

The median age is the age that divides a population into two numerically equal groups, i.e half the population is younger than this age and half is older

The sex ratio is the number of males per 100 females.

Employment population ratio indicates the ratio of the labor force currently employed (work for cash), to the total population of the same age 15 and over

The labor force participation rate is the percentage of the population in the labor force (employed & unemployed), by the total population of the same age 15 and over

People with disability categorise as compilation of two level of difficulties - a lot of difficulties and cannot do at all specified as disability.

Executive summary

The 2016 Census of Population and Housing provides a snapshot of the Tongan population and elicits detailed demographic, social and economic trends.

Population and demographic trends

In 2016, the total population in Tonga was **100,651**, compared to 103,252 people in 2011. This represents a decrease of 2.6% or 2,601 people between 2011 and 2016, and an average annual decline of -0.5% or 520 people per year. It should be noted that this is the census night population, which includes residents living in private households and institutions as well as non-residents living in institutions.

The usually resident population (living in private households and institutions) was **100,266**.

Of the 100,651 people on census night, 50,255 were male and 50,396 were female. This gives a sex ratio of 99 males per 100 females.

Tonga has a relatively young population, with a median age of 22 years. More than one third (39%) of the population was aged 15 years and younger, while only 9% were 60 years and older.

Tongatapu's population was 74,611, constituting 74% of Tonga's total population. This has increased from 73% in 2011.

The urban population was 23,221 (23% of the total population). The urban population includes the villages of Kolofo'ou, Ma'ufanga and Kolomotu'a, which make up Nuku'alofa in Tongatapu.

The average population density was 155 people/km². However, this varies widely across island division and districts. For example, the population density in Tongatapu was 286 people/km² compared to only 17 people/km² in Ongo Niua.

Household

The census counted 18,005 private households with 99,600 household members, which represents 5.5 people per household on average. More than twenty percent of all people that live in the private households with 7 or more household members, and six percent live in households with single member.

Internal Migration

The 2016 census collected data from internal migration or movement of people from one village to another within district and island division in Tonga. The estimation and comparing of place of residence of one and five years prior to the census. Overall, Tongatapu gain more people 159 from all other divisions while Vava'u and Ongo Niua had a net loss 282 & 20 respectively during the one-year prior to the 2011 census. The migration flows during the five years prior to the 2016 census only Tongatapu gaining population of 911 from other island division, while Vava'u, Ha'apai, 'Eua and Ongo Niua had a net loss.

Religion

Free Wesleyan Church is the dominant religion in Tonga, with 35% of the population affiliated to this church. This is followed by the Church of Latter Day Saints (19%), the Roman Catholic Church (14%), and the Free Church of Tonga (12%).

Health

During the three week period prior to the census, 3,033 (or 3%) of the total usually resident population reported having a health complaint (illness or injury). Of these people, 94% sought care, while 6% (197 people) did not seek care. Of those who sought care, the majority went to a public hospital. The main reasons for not seeking care were not ill enough, too busy, could not afford treatment, too far to travel and service at provider is poor.

Disability

Data on disabilities (functioning) collected from a different level of difficulties such as seeing, hearing, walking, remembering, self-care and communicating. Overall, 10 % of the total population reported a disability. This was 2 % higher than for the 2011 census. The proportion of the population with a disability increases with age. The disability that was most commonly revealed was difficulty with self-care (3,449). This was followed by difficulties with walking and climbing (2,178), difficulties with communicating (1,932), difficulties remembering (933), difficulties seeing (858) and difficulties in hearing (722).

Smoking

17% of those 10 years of age and above were reported to smoke imported tobacco (cigarette). Out of the population smoking import tobacco 9% on average smokes more than one pack per day and 21% on average smokes one pack per day. Highest proportion of imported tobacco smokers are from the age group 20-24.

14% of those 10 years of age and above were reported to smoke local tobacco (tapaka tonga). Out of the population smoking local tobacco 14% on average smokes fifteenth cigarettes per day and 24% on average smokes ten cigarettes per day.

Education

94.5% of the usually resident populations aged 5 - 14 years were enrolled in school on census night. School attendance rates decreased rapidly after the age of 15, with 29% of those aged 15-19 years not attending school on census night. In general, female school attendance rates were higher than male attendance rates across all age groups.

Of the usually resident population aged 15 years and over, 5% had only achieved primary school education. Three quarters of the population had secondary level education, and 19% had a higher level education (including technical/vocational and university). Higher education levels were higher in urban areas compared to rural areas.

Economic Activity

Sixty three percent of Tonga population aged 15 years and older was in the labor force or economically active, 36.6% received paid income; this group comprised of 45.2% male and only 28.4% females. Employed population comprised of 53.3%, 65.8% males and 41% females. Subsistence work, such as producing goods for own and or family consumption generated 14.5% of Tongan males and only 9.1% of females. About 11% of the population aged 15 and older in rural areas where subsistence workers compared with only one percent of the population aged 15 and older in urban areas.

Unemployment

Only 6,650 people were categorized as being unemployed. The number of people aged 15 and older who did not work during the reference week but were available and willing to start work. This equates to an unemployment rate of 16.4%.

If subsistence workers were also included as part of the unemployed – the total unemployment level would increase to 14,120 people, or an unemployment rate of 34.8% (27.9% for males and 42.9% for females, and 23.3% for the urban area and 38.1% in rural areas).

If the number of people aged 15 and older who did not work during the reference week, but were available and willing to work, and looking for work, was only 348 people or 1.0 unemployment rate.

Part 1: Statistical Tables

Table G 1: Total Population by sex, division and district (2006, 2011 and 2016)

| Division/District | 2016 Population & Housing Census | | | 2011 Population & Housing Census | | | 2006 Population & Housing Census | | |
|-------------------|----------------------------------|---------------|---------------|----------------------------------|---------------|---------------|----------------------------------|---------------|---------------|
| | Total | Male | Female | Total | Male | Female | Total | Male | Female |
| TONGA | 100,651 | 50,255 | 50,396 | 103,252 | 51,979 | 51,273 | 101,991 | 51,772 | 50,219 |
| Tongatapu | 74,611 | 37,135 | 37,476 | 75,416 | 37,833 | 37,583 | 72,045 | 36,372 | 35,673 |
| Kolofo'ou | 18,064 | 8,992 | 9,072 | 18,957 | 9,526 | 9,431 | 18,463 | 9,273 | 9,190 |
| Kolomotu'a | 17,120 | 8,498 | 8,622 | 17,088 | 8,574 | 8,514 | 15,848 | 7,894 | 7,954 |
| Vaini | 12,999 | 6,490 | 6,509 | 12,949 | 6,500 | 6,449 | 12,594 | 6,397 | 6,197 |
| Tatakamotonga | 7,043 | 3,491 | 3,552 | 7,233 | 3,657 | 3,576 | 6,969 | 3,618 | 3,351 |
| Lapaha | 7,117 | 3,507 | 3,610 | 7,380 | 3,678 | 3,702 | 7,255 | 3,676 | 3,579 |
| Nukunuku | 8,001 | 4,032 | 3,969 | 7,733 | 3,861 | 3,872 | 6,820 | 3,462 | 3,358 |
| Kolovai | 4,267 | 2,125 | 2,142 | 4,076 | 2,037 | 2,039 | 4,096 | 2,052 | 2,044 |
| Vava'u | 13,738 | 6,866 | 6,872 | 14,922 | 7,559 | 7,363 | 15,505 | 7,897 | 7,608 |
| Neiafu | 5,251 | 2,624 | 2,627 | 5,774 | 2,893 | 2,881 | 5,787 | 2,929 | 2,858 |
| Pangaimotu | 1,242 | 598 | 644 | 1,325 | 675 | 650 | 1,412 | 716 | 696 |
| Hahake | 2,021 | 1,011 | 1,010 | 2,297 | 1,154 | 1,143 | 222 | 1,234 | 1,188 |
| Leimatu'a | 2,489 | 1,257 | 1,232 | 2,436 | 1,252 | 1,184 | 2,742 | 1,387 | 1,355 |
| Hihifo | 1,990 | 1,011 | 979 | 2,105 | 1,079 | 1,026 | 2,267 | 1,175 | 1,092 |
| Motu | 745 | 365 | 380 | 985 | 506 | 479 | 875 | 456 | 419 |
| Ha'apai | 6,125 | 3,118 | 3,007 | 6,616 | 3,406 | 3,210 | 7,570 | 3,911 | 3,659 |
| Pangai | 2,205 | 1,118 | 1,087 | 2,410 | 1,234 | 1,176 | 2,967 | 1,512 | 1,455 |
| Foa | 1,392 | 694 | 698 | 1,359 | 684 | 675 | 1,479 | 765 | 714 |
| Lulunga | 923 | 483 | 440 | 1,055 | 561 | 494 | 1,075 | 586 | 489 |
| Mu'omu'a | 432 | 219 | 213 | 609 | 316 | 293 | 630 | 321 | 309 |
| Ha'ano | 478 | 241 | 237 | 511 | 250 | 261 | 619 | 307 | 312 |
| 'Uiha | 695 | 363 | 332 | 672 | 361 | 311 | 800 | 420 | 380 |
| 'Eua | 4,945 | 2,486 | 2,459 | 5,016 | 2,514 | 2,502 | 5,206 | 2,702 | 2,504 |
| Eua Motu'a | 2,795 | 1,419 | 1,376 | 2,852 | 1,446 | 1,406 | 2,949 | 1,562 | 1,387 |
| Eua Fo'ou | 2,150 | 1,067 | 1,083 | 2,164 | 1,068 | 1,096 | 2,257 | 1,140 | 1,117 |
| Ongo Niuu | 1,232 | 650 | 582 | 1,282 | 667 | 615 | 1,665 | 890 | 775 |
| Niutatoputapu | 739 | 386 | 353 | 759 | 390 | 369 | 1,019 | 526 | 493 |
| Niuafo'ou | 493 | 264 | 229 | 523 | 277 | 246 | 646 | 364 | 282 |

Table G 2: Total households (Private and Institution) and population by sex, division, district and village

| Division / district / village | 2016 Population & Housing Census | | | | 2011 Population & Housing Census | | | |
|-------------------------------|----------------------------------|---------------|---------------|----------------|----------------------------------|---------------|---------------|----------------|
| | Total Households | Male | Female | Total Persons | Total Households | Male | Female | Total persons |
| TONGA | 18,198 | 50,255 | 50,396 | 100,651 | 18,156 | 51,979 | 51,273 | 103,252 |
| <i>Tongatapu</i> | <i>13,096</i> | <i>37,135</i> | <i>37,476</i> | <i>74,611</i> | <i>12,904</i> | <i>37,833</i> | <i>37,583</i> | <i>75,416</i> |
| Kolofo'ou | 3,188 | 8,992 | 9,072 | 18,064 | 3,246 | 9,526 | 9,431 | 18,957 |
| Kolofo'ou | 1,524 | 4141 | 4124 | 8,265 | 1,610 | 4,485 | 4,375 | 8,860 |
| Ma'ufanga | 1,266 | 3642 | 3719 | 7,361 | 1,214 | 3,771 | 3,743 | 7,514 |
| Nukunukumotu | 8 | 21 | 29 | 50 | 6 | 13 | 15 | 28 |
| Popua | 313 | 945 | 935 | 1880 | 316 | 958 | 978 | 1,936 |
| Tukutonga | 75 | 229 | 259 | 488 | 95 | 273 | 305 | 578 |
| Pangaimotu | 1 | 4 | 2 | 6 | 2 | 9 | 5 | 14 |
| Fafaa Island | 1 | 10 | 4 | 14 | 2 | 13 | 10 | 23 |
| Ata Island | 0 | 0 | 0 | 0 | 1 | 4 | 0 | 4 |
| Kolomotu'a | 3,057 | 8,498 | 8,622 | 17,120 | 3,009 | 8,574 | 8,514 | 17,088 |
| Kolomotu'a | 1,394 | 3746 | 3849 | 7,595 | 1,442 | 3,900 | 3,955 | 7,855 |
| Havelu | 617 | 1712 | 1764 | 3,476 | 588 | 1,736 | 1,729 | 3,465 |
| Tofoa | 598 | 1741 | 1748 | 3,489 | 585 | 1,785 | 1,741 | 3,526 |
| Hofoa | 194 | 610 | 563 | 1,173 | 165 | 498 | 479 | 977 |
| Puke | 156 | 442 | 485 | 927 | 116 | 369 | 362 | 731 |
| Sia'atoutai | 98 | 247 | 213 | 460 | 113 | 286 | 248 | 534 |
| Vaini | 2,216 | 6,490 | 6,509 | 12,999 | 2,095 | 6,500 | 6,449 | 12,949 |
| Vaini | 585 | 1739 | 1622 | 3,361 | 537 | 1,675 | 1,560 | 3,235 |
| Malapo | 107 | 292 | 284 | 576 | 109 | 362 | 326 | 688 |
| Longoteme | 103 | 295 | 308 | 603 | 100 | 321 | 301 | 622 |
| Folaha | 162 | 454 | 498 | 952 | 144 | 431 | 465 | 896 |
| Nukuhetulu | 63 | 154 | 186 | 340 | 61 | 171 | 187 | 358 |
| Veitongo | 179 | 607 | 592 | 1,199 | 190 | 661 | 633 | 1,294 |
| Ha'ateiho | 451 | 1279 | 1385 | 2,664 | 414 | 1,246 | 1,315 | 2,561 |
| Pea | 346 | 1046 | 982 | 2,028 | 349 | 1,030 | 1,049 | 2,079 |
| Tokomololo | 220 | 624 | 652 | 1,276 | 191 | 603 | 613 | 1,216 |
| Tatakamotonga | 1,252 | 3,491 | 3,552 | 7,043 | 1,224 | 3,657 | 3,576 | 7,233 |
| Tatakamotonga | 324 | 973 | 930 | 1,903 | 302 | 896 | 867 | 1,763 |
| Holonga | 89 | 239 | 249 | 488 | 93 | 306 | 276 | 582 |
| Pelehake | 150 | 388 | 408 | 796 | 132 | 403 | 433 | 836 |
| Fua'amotu | 312 | 813 | 824 | 1,637 | 312 | 904 | 818 | 1,722 |
| Nakolo | 65 | 204 | 202 | 406 | 73 | 231 | 232 | 463 |
| Ha'asini/Hamula | 158 | 424 | 459 | 883 | 147 | 405 | 438 | 843 |
| Lavengatonga | 65 | 175 | 184 | 359 | 70 | 197 | 204 | 401 |
| Haveluliku | 26 | 85 | 90 | 175 | 28 | 96 | 78 | 174 |
| Fatumu | 63 | 190 | 206 | 396 | 67 | 219 | 230 | 449 |
| Lapaha | 1,238 | 3,507 | 3,610 | 7,117 | 1,275 | 3,678 | 3,702 | 7,380 |
| Lapaha | 334 | 966 | 1014 | 1,980 | 344 | 1,021 | 1,056 | 2,077 |
| Talasiu | 58 | 175 | 188 | 363 | 44 | 133 | 154 | 287 |
| Hoi | 75 | 215 | 210 | 425 | 80 | 231 | 219 | 450 |
| Nukuleka | 45 | 130 | 120 | 250 | 51 | 127 | 139 | 266 |
| Makaunga | 58 | 195 | 184 | 379 | 70 | 197 | 193 | 390 |
| Talafo'ou | 74 | 197 | 171 | 368 | 5 | 194 | 192 | 386 |
| Manuka | 46 | 144 | 128 | 272 | 47 | 181 | 157 | 338 |
| Navutoka | 118 | 328 | 384 | 712 | 129 | 379 | 410 | 789 |
| Kolonga | 216 | 546 | 599 | 1,145 | 230 | 580 | 588 | 1,168 |
| Afa | 71 | 237 | 237 | 474 | 70 | 208 | 193 | 401 |
| Niutoua | 130 | 341 | 330 | 671 | 119 | 385 | 355 | 740 |
| Eueiki Island | 12 | 32 | 45 | 77 | 15 | 41 | 46 | 87 |
| Fukave Island | 1 | 1 | 0 | 1 | 1 | 1 | 0 | 1 |
| Nukunuku | 1,399 | 4,032 | 3,969 | 8,001 | 1,347 | 3,861 | 3,872 | 7,733 |
| Nukunuku | 371 | 1015 | 995 | 2,010 | 343 | 902 | 879 | 1,781 |
| Matahau | 105 | 295 | 286 | 581 | 105 | 305 | 323 | 628 |
| Matafonua | 45 | 122 | 111 | 233 | 36 | 85 | 86 | 171 |
| Fatai | 60 | 154 | 160 | 314 | 61 | 151 | 161 | 312 |
| Lakepa | 54 | 158 | 155 | 313 | 53 | 178 | 187 | 365 |
| Vaotu'u | 81 | 245 | 248 | 493 | 84 | 229 | 224 | 453 |
| Utulau | 98 | 284 | 330 | 614 | 113 | 344 | 336 | 680 |
| Ha'alalo | 103 | 307 | 303 | 610 | 84 | 235 | 237 | 472 |
| Ha'akame | 116 | 395 | 352 | 747 | 118 | 384 | 351 | 735 |
| Houma | 366 | 1057 | 1029 | 2,086 | 350 | 1,048 | 1,088 | 2,136 |
| Kolovai | 746 | 2,125 | 2,142 | 4,267 | 708 | 2,037 | 2,039 | 4,076 |
| Kolovai | 118 | 306 | 312 | 618 | 121 | 284 | 323 | 607 |
| Te'ekiu | 104 | 293 | 277 | 570 | 100 | 295 | 257 | 552 |
| Masilamea | 34 | 128 | 93 | 221 | 39 | 122 | 121 | 243 |
| Fahefa | 72 | 204 | 211 | 415 | 62 | 221 | 194 | 415 |

| Division / district / village | 2016 Population & Housing Census | | | | 2011 Population & Housing Census | | | |
|-------------------------------|----------------------------------|--------------|--------------|---------------|----------------------------------|--------------|--------------|---------------|
| | Total Households | Male | Female | Total Persons | Total Households | Male | Female | Total persons |
| Ha'utu | 39 | 113 | 155 | 268 | 29 | 84 | 103 | 187 |
| Kala'au | 26 | 76 | 76 | 152 | 20 | 57 | 65 | 122 |
| Fo'ui | 106 | 344 | 313 | 657 | 93 | 292 | 280 | 572 |
| Ha'avakatolo | 40 | 91 | 104 | 195 | 44 | 129 | 130 | 259 |
| Ahau | 61 | 183 | 210 | 393 | 62 | 199 | 196 | 395 |
| Kanokupolu | 68 | 157 | 175 | 332 | 55 | 149 | 164 | 313 |
| Ha'atafu | 47 | 140 | 129 | 269 | 42 | 107 | 115 | 222 |
| Atataa Island | 31 | 90 | 87 | 177 | 41 | 98 | 91 | 189 |
| Vava'u | 2,745 | 6,866 | 6,872 | 13,738 | 2,834 | 7,559 | 7,363 | 14,922 |
| Neiafu | 1,059 | 2,624 | 2,627 | 5,251 | 1,087 | 2,893 | 2,881 | 5,774 |
| Neiafu | 761 | 1857 | 1874 | 3,731 | 771 | 2,059 | 1,992 | 4,051 |
| Makave | 72 | 199 | 182 | 381 | 88 | 202 | 241 | 443 |
| Toula | 83 | 184 | 197 | 381 | 83 | 204 | 207 | 411 |
| Utui | 55 | 150 | 150 | 300 | 46 | 147 | 155 | 302 |
| Ofu | 26 | 62 | 58 | 120 | 27 | 86 | 75 | 161 |
| Okoa | 48 | 136 | 125 | 261 | 50 | 128 | 138 | 266 |
| Olo'ua | 14 | 36 | 41 | 77 | 22 | 67 | 73 | 140 |
| Pangaimotu | 235 | 598 | 644 | 1,242 | 244 | 675 | 650 | 1,325 |
| Pangaimotu | 125 | 311 | 346 | 657 | 125 | 342 | 319 | 661 |
| Utulei | 24 | 56 | 60 | 116 | 26 | 71 | 61 | 132 |
| Nga'unoho | 28 | 87 | 94 | 181 | 34 | 109 | 109 | 218 |
| Utungake | 57 | 141 | 144 | 285 | 57 | 151 | 160 | 311 |
| Tapana | 1 | 3 | 0 | 3 | 2 | 2 | 1 | 3 |
| Hahake | 403 | 1,011 | 1,010 | 2,021 | 418 | 1,154 | 1,143 | 2,297 |
| Ha'alaufuli | 84 | 186 | 186 | 372 | 82 | 201 | 211 | 412 |
| Ha'akio | 23 | 57 | 68 | 125 | 28 | 65 | 74 | 139 |
| Houma | 17 | 52 | 51 | 103 | 25 | 69 | 67 | 136 |
| Mangia | 17 | 52 | 50 | 102 | 19 | 49 | 55 | 104 |
| Ta'anea | 128 | 310 | 334 | 644 | 121 | 348 | 358 | 706 |
| Tu'anekeviale | 82 | 214 | 189 | 403 | 86 | 257 | 230 | 487 |
| Koloa | 31 | 78 | 64 | 142 | 37 | 103 | 94 | 197 |
| Holeva | 21 | 62 | 68 | 130 | 20 | 62 | 54 | 116 |
| Leimatu'a | 482 | 1,257 | 1,232 | 2,489 | 466 | 1,252 | 1,184 | 2,436 |
| Leimatu'a | 235 | 594 | 621 | 1215 | 218 | 555 | 550 | 1,105 |
| Holonga | 83 | 223 | 164 | 387 | 81 | 267 | 186 | 453 |
| Feletoa | 58 | 179 | 184 | 363 | 65 | 179 | 209 | 388 |
| Mataika | 106 | 261 | 263 | 524 | 102 | 251 | 239 | 490 |
| Hihifo | 386 | 1,011 | 979 | 1,990 | 405 | 1,079 | 1,026 | 2,105 |
| Longomapu | 110 | 286 | 262 | 548 | 121 | 312 | 301 | 613 |
| Taoa | 98 | 256 | 281 | 537 | 89 | 236 | 260 | 496 |
| Tefisi | 102 | 282 | 250 | 532 | 113 | 308 | 280 | 588 |
| Vaimalo | 23 | 54 | 58 | 112 | 20 | 49 | 46 | 95 |
| Tu'anuku | 53 | 133 | 128 | 261 | 62 | 174 | 139 | 313 |
| Motu | 180 | 365 | 380 | 745 | 214 | 506 | 479 | 985 |
| Kapa | 10 | 20 | 22 | 42 | 14 | 34 | 35 | 69 |
| Falevai | 20 | 34 | 45 | 79 | 23 | 55 | 58 | 113 |
| Otea | 24 | 50 | 47 | 97 | 29 | 64 | 61 | 125 |
| Lape | 5 | 13 | 11 | 24 | 6 | 13 | 11 | 24 |
| Matamaka | 23 | 40 | 39 | 79 | 29 | 75 | 72 | 147 |
| Nuapapu | 23 | 46 | 52 | 98 | 24 | 66 | 69 | 135 |
| Ovaka | 20 | 44 | 53 | 97 | 21 | 42 | 43 | 85 |
| Taunga | 9 | 15 | 13 | 28 | 9 | 20 | 19 | 39 |
| Hunga | 39 | 91 | 87 | 178 | 52 | 125 | 104 | 229 |
| Foeata | 1 | 3 | 0 | 3 | 1 | 4 | 2 | 6 |
| Vaka'eitu | 2 | 2 | 4 | 6 | 0 | 0 | 0 | 0 |
| Mounu | 1 | 0 | 1 | 1 | 2 | 1 | 2 | 3 |
| Eueiki | 1 | 1 | 1 | 2 | 1 | 1 | 1 | 2 |
| Mala | 1 | 2 | 3 | 5 | 1 | 1 | 0 | 1 |
| Fofoa | 1 | 4 | 2 | 6 | 2 | 5 | 2 | 7 |
| Ha'apai | 1,193 | 3,118 | 3,007 | 6,125 | 1,266 | 3,406 | 3,210 | 6,616 |
| Pangai | 444 | 1,118 | 1,087 | 2,205 | 469 | 1,234 | 1,176 | 2,410 |
| Pangai | 223 | 574 | 512 | 1,086 | 239 | 642 | 569 | 1,211 |
| Hihifo | 161 | 396 | 391 | 787 | 166 | 434 | 410 | 844 |
| Holopeka | 22 | 58 | 68 | 126 | 27 | 65 | 76 | 141 |
| Koulo | 38 | 90 | 116 | 206 | 37 | 93 | 121 | 214 |
| Foa | 238 | 694 | 698 | 1,392 | 231 | 684 | 675 | 1,359 |
| Fangale'ounga | 24 | 70 | 70 | 140 | 30 | 89 | 85 | 174 |
| Fotua | 42 | 132 | 127 | 259 | 36 | 113 | 113 | 226 |
| Lotofoa | 70 | 209 | 204 | 413 | 67 | 213 | 197 | 410 |
| Faleloa | 66 | 187 | 193 | 380 | 61 | 163 | 179 | 342 |

| Division / district / village | 2016 Population & Housing Census | | | | 2011 Population & Housing Census | | | |
|-------------------------------|----------------------------------|--------------|--------------|---------------|----------------------------------|--------------|--------------|---------------|
| | Total Households | Male | Female | Total Persons | Total Households | Male | Female | Total persons |
| Ha'afakahenga | 17 | 41 | 49 | 90 | 18 | 52 | 50 | 102 |
| Ha'ateiho Si'i | 19 | 55 | 55 | 110 | 19 | 54 | 51 | 105 |
| Lulunga | 184 | 483 | 440 | 923 | 204 | 561 | 494 | 1,055 |
| Ha'afeva | 57 | 153 | 144 | 297 | 47 | 141 | 120 | 261 |
| Tungua | 37 | 94 | 93 | 187 | 43 | 121 | 111 | 232 |
| Fotuha'a | 19 | 54 | 51 | 105 | 27 | 69 | 62 | 131 |
| 'O'ua | 25 | 69 | 47 | 116 | 28 | 83 | 61 | 144 |
| Matuku | 16 | 48 | 41 | 89 | 23 | 56 | 53 | 109 |
| Kotu | 30 | 65 | 64 | 129 | 36 | 91 | 87 | 178 |
| Mu'omu'a | 99 | 219 | 213 | 432 | 111 | 316 | 293 | 609 |
| Nomuka | 81 | 183 | 186 | 369 | 86 | 242 | 235 | 477 |
| Mango | 8 | 21 | 10 | 31 | 10 | 31 | 19 | 50 |
| Fonoifua | 10 | 15 | 17 | 32 | 15 | 43 | 39 | 82 |
| Ha'ano | 89 | 241 | 237 | 478 | 106 | 250 | 261 | 511 |
| Fakakai | 25 | 76 | 74 | 150 | 33 | 93 | 83 | 176 |
| Pukotala | 18 | 41 | 48 | 89 | 17 | 42 | 49 | 91 |
| Ha'ano | 24 | 71 | 52 | 123 | 27 | 61 | 54 | 115 |
| Muitoa | 7 | 22 | 31 | 53 | 9 | 17 | 20 | 37 |
| Mo'unga'one | 15 | 31 | 32 | 63 | 20 | 37 | 55 | 92 |
| 'Uiha | 139 | 363 | 332 | 695 | 145 | 361 | 311 | 672 |
| Uiha | 76 | 208 | 170 | 378 | 78 | 228 | 187 | 415 |
| Felemea | 31 | 81 | 99 | 180 | 35 | 74 | 63 | 137 |
| Lofanga | 32 | 74 | 63 | 137 | 33 | 59 | 61 | 120 |
| 'Eua | 889 | 2,486 | 2,459 | 4,945 | 870 | 2,514 | 2,502 | 5,016 |
| 'Eua Motu'a | 510 | 1,419 | 1,376 | 2,795 | 511 | 1,446 | 1,406 | 2,852 |
| Ohonua | 222 | 632 | 616 | 1248 | 266 | 768 | 760 | 1,528 |
| Tufuvai | 41 | 110 | 121 | 231 | 37 | 114 | 117 | 231 |
| Pangai | 59 | 176 | 150 | 326 | 59 | 177 | 156 | 333 |
| Houma | 55 | 130 | 148 | 278 | 58 | 141 | 129 | 270 |
| Ha'atu'a/Kolomaile | 97 | 265 | 257 | 522 | 91 | 246 | 244 | 490 |
| Ta'anga | 36 | 106 | 84 | 190 | - | - | - | - |
| 'Eua fo'ou | 379 | 1067 | 1083 | 2150 | 359 | 1,068 | 1,096 | 2,164 |
| Angaha | 65 | 185 | 202 | 387 | 72 | 199 | 202 | 401 |
| Futu | 51 | 122 | 142 | 264 | 43 | 126 | 136 | 262 |
| Esia | 37 | 103 | 122 | 225 | 32 | 99 | 113 | 212 |
| Sapa'ata | 24 | 90 | 81 | 171 | 23 | 75 | 75 | 150 |
| Fata'ulua | 36 | 121 | 106 | 227 | 34 | 122 | 103 | 225 |
| Mu'a | 28 | 76 | 79 | 155 | 29 | 89 | 85 | 174 |
| Tongamama'o | 29 | 81 | 98 | 179 | 26 | 76 | 82 | 158 |
| Petani | 58 | 149 | 128 | 277 | 52 | 148 | 165 | 313 |
| Mata'aho | 51 | 140 | 125 | 265 | 48 | 134 | 135 | 269 |
| Ongo Niua | 275 | 650 | 582 | 1,232 | 282 | 667 | 615 | 1,282 |
| Niuaatoputapu | 174 | 386 | 353 | 739 | 168 | 390 | 369 | 759 |
| Hihifo | 72 | 165 | 137 | 302 | 67 | 154 | 130 | 284 |
| Vaipoa | 38 | 89 | 94 | 183 | 42 | 101 | 100 | 201 |
| Falehau | 56 | 116 | 107 | 223 | 46 | 112 | 119 | 231 |
| Tafahi | 8 | 16 | 15 | 31 | 113 | 23 | 20 | 43 |
| Niuafo'ou | 101 | 264 | 229 | 493 | 114 | 277 | 246 | 523 |
| Esia | 26 | 70 | 57 | 127 | 29 | 73 | 64 | 137 |
| Kolofu'ou | 11 | 21 | 22 | 43 | 13 | 36 | 23 | 59 |
| Sapaata | 26 | 81 | 64 | 145 | 24 | 55 | 51 | 106 |
| Fata'ulua | 13 | 35 | 29 | 64 | 12 | 27 | 29 | 56 |
| Mata'aho | 3 | 9 | 7 | 16 | 5 | 10 | 13 | 23 |
| Mu'a | 6 | 4 | 11 | 15 | 7 | 10 | 15 | 25 |
| Tongamama'o | 2 | 10 | 5 | 15 | 9 | 31 | 18 | 49 |
| Petani | 14 | 34 | 34 | 68 | 15 | 35 | 33 | 68 |

Note: In 2011 Census, Ta'anga village was included in 'Ohonua

Table G 3: Population growth by region, division, district and village (2011-2016)

| Division / district / village | Total Census Population | | Population Change | | Average annual growth (%) |
|-------------------------------|-------------------------|----------------|-------------------|-------------|---------------------------|
| | 2016 | 2011 | No. | % | 2011-2016 |
| | | | 2011-2016 | 2011-2016 | |
| TONGA | 100,651 | 103,252 | -2601 | -2.5 | -0.51 |
| <i>Urban</i> | 23,221 | 24,229 | -1008 | -4.2 | -0.85 |
| <i>Rural</i> | 77,430 | 79,023 | -1593 | -2.0 | -0.41 |
| <i>Greater Nukualofa</i> | 35,184 | 36,045 | -861 | -2.4 | -0.48 |
| Tongatapu | 74,611 | 75,416 | -805 | -1.1 | -0.21 |
| Kolofo'ou | 18,064 | 18,957 | -893 | -4.7 | -0.97 |
| Kolofo'ou | 8,265 | 8,860 | -595 | -6.7 | -1.39 |
| Ma'ufanga | 7,361 | 7,514 | -153 | -2.0 | -0.41 |
| Nukunukumotu | 50 | 28 | 22 | 78.6 | 11.60 |
| Popua | 1,880 | 1,936 | -56 | -2.9 | -0.59 |
| Tukutonga | 488 | 578 | -90 | -15.6 | -3.39 |
| Pangaimotu | 6 | 14 | -8 | -57.1 | -16.95 |
| Fafaa | 14 | 23 | -9 | -39.1 | -9.93 |
| Ata Island | 0 | 4 | -4 | -100.0 | - |
| Kolomotu'a | 17,120 | 17,088 | 32 | 0.2 | 0.04 |
| Kolomotu'a | 7,595 | 7,855 | -260 | -3.3 | -0.67 |
| Havelu | 3,476 | 3,465 | 11 | 0.3 | 0.06 |
| Tofoa | 3,489 | 3,526 | -37 | -1.0 | -0.21 |
| Hofoa | 1,173 | 977 | 196 | 20.1 | 3.66 |
| Puke | 927 | 731 | 196 | 26.8 | 4.75 |
| Sia'atoutai | 460 | 534 | -74 | -13.9 | -2.98 |
| Vaini | 12,999 | 12,949 | 50 | 0.4 | 0.08 |
| Vaini | 3,361 | 3,235 | 126 | 3.9 | 0.76 |
| Malapo | 576 | 688 | -112 | -16.3 | -3.55 |
| Longoteme | 603 | 622 | -19 | -3.1 | -0.62 |
| Folaha | 952 | 896 | 56 | 6.3 | 1.21 |
| Nukuhetulu | 340 | 358 | -18 | -5.0 | -1.03 |
| Veitongo | 1,199 | 1,294 | -95 | -7.3 | -1.53 |
| Ha'ateiho | 2,664 | 2,561 | 103 | 4.0 | 0.79 |
| Pea | 2,028 | 2,079 | -51 | -2.5 | -0.50 |
| Tokomololo | 1,276 | 1,216 | 60 | 4.9 | 0.96 |
| Tatakamotonga | 7,043 | 7,233 | -190 | -2.6 | -0.53 |
| Tatakamotonga | 1903 | 1,763 | 140 | 7.9 | 1.53 |
| Holonga | 488 | 582 | -94 | -16.2 | -3.52 |
| Pelehake | 796 | 836 | -40 | -4.8 | -0.98 |
| Fua'amotu | 1637 | 1,722 | -85 | -4.9 | -1.01 |
| Nakolo | 406 | 463 | -57 | -12.3 | -2.63 |
| Ha'asini | 883 | 843 | 40 | 4.7 | 0.93 |
| Lavengatonga | 359 | 401 | -42 | -10.5 | -2.21 |
| Haveluliku | 175 | 174 | 1 | 0.6 | 0.11 |
| Fatumu | 396 | 449 | -53 | -11.8 | -2.51 |
| Lapaha | 7,117 | 7,380 | -263 | -3.6 | -0.73 |
| Lapaha | 1980 | 2,077 | -97 | -4.7 | -0.96 |
| Talasiu | 363 | 287 | 76 | 26.5 | 4.70 |
| Hoi | 425 | 450 | -25 | -5.6 | -1.14 |
| Nukuleka | 250 | 266 | -16 | -6.0 | -1.24 |
| Makaunga | 379 | 390 | -11 | -2.8 | -0.57 |
| Talafo'ou | 368 | 386 | -18 | -4.7 | -0.96 |
| Manuka | 272 | 338 | -66 | -19.5 | -4.34 |
| Navutoka | 712 | 789 | -77 | -9.8 | -2.05 |
| Kolonga | 1145 | 1,168 | -23 | -2.0 | -0.40 |
| Afa | 474 | 401 | 73 | 18.2 | 3.34 |
| Niutoua | 671 | 740 | -69 | -9.3 | -1.96 |
| Eueiki | 77 | 87 | -10 | -11.5 | -2.44 |
| Fukave | 1 | 1 | 0 | 0.0 | 0.00 |
| Nukunuku | 8,001 | 7,733 | 268 | 3.5 | 0.68 |
| NUkunuku | 2010 | 1,781 | 229 | 12.9 | 2.42 |
| Matahau | 581 | 628 | -47 | -7.5 | -1.56 |
| Matafonua | 233 | 171 | 62 | 36.3 | 6.19 |
| Fatai | 314 | 312 | 2 | 0.6 | 0.13 |
| Lakepa | 313 | 365 | -52 | -14.2 | -3.07 |
| Vaotu'u | 493 | 453 | 40 | 8.8 | 1.69 |
| Utulau | 614 | 680 | -66 | -9.7 | -2.04 |
| Ha'alalo | 610 | 472 | 138 | 29.2 | 5.13 |
| Ha'akame | 747 | 735 | 12 | 1.6 | 0.32 |

| Division / district / village | Total Census Population | | Population Change | | Average annual growth (%) |
|-------------------------------|-------------------------|---------------|-------------------|--------------|---------------------------|
| | 2016 | 2011 | No. | % | 2011-2016 |
| | | | 2011-2016 | 2011-2016 | |
| Houma | 2086 | 2,136 | -50 | -2.3 | -0.47 |
| Kolovai | 4,267 | 4,076 | 191 | 4.7 | 0.92 |
| Kolovai | 618 | 607 | 11 | 1.8 | 0.36 |
| Te'ekiu | 570 | 552 | 18 | 3.3 | 0.64 |
| Masilamea | 221 | 243 | -22 | -9.1 | -1.90 |
| Fahefa | 415 | 415 | 0 | 0.0 | 0.00 |
| Ha'utu | 268 | 187 | 81 | 43.3 | 7.20 |
| Kala'au | 152 | 122 | 30 | 24.6 | 4.40 |
| Fo'ui | 657 | 572 | 85 | 14.9 | 2.77 |
| Ha'avakatolo | 195 | 259 | -64 | -24.7 | -5.68 |
| Ahau | 393 | 395 | -2 | -0.5 | -0.10 |
| Kanokupolu | 332 | 313 | 19 | 6.1 | 1.18 |
| Ha'atafu | 269 | 222 | 47 | 21.2 | 3.84 |
| Atata | 177 | 189 | -12 | -6.3 | -1.31 |
| Vava'u | 13,738 | 14,922 | -1184 | -7.9 | -1.65 |
| Neiafu | 5,251 | 5,774 | -523 | -9.1 | -1.90 |
| Neiafu | 3,731 | 4,051 | -320 | -7.9 | -1.65 |
| Makave | 381 | 443 | -62 | -14.0 | -3.02 |
| Toula | 381 | 411 | -30 | -7.3 | -1.52 |
| Utui | 300 | 302 | -2 | -0.7 | -0.13 |
| Ofu | 120 | 161 | -41 | -25.5 | -5.88 |
| Okoa | 261 | 266 | -5 | -1.9 | -0.38 |
| Olo'ua | 77 | 140 | -63 | -45.0 | -11.96 |
| Pangaimotu | 1,242 | 1,325 | -83 | -6.3 | -1.29 |
| Pangaimotu | 657 | 661 | -4 | -0.6 | -0.12 |
| Utulei | 116 | 132 | -16 | -12.1 | -2.58 |
| Nga'unoho | 181 | 218 | -37 | -17.0 | -3.72 |
| Utungake | 285 | 311 | -26 | -8.4 | -1.75 |
| Tapana | 3 | 3 | 0 | 0.0 | 0.00 |
| Hahake | 2,021 | 2,297 | -276 | -12.0 | -2.56 |
| Ha'alaufuli | 372 | 412 | -40 | -9.7 | -2.04 |
| Ha'akio | 125 | 139 | -14 | -10.1 | -2.12 |
| Houma | 103 | 136 | -33 | -24.3 | -5.56 |
| Mangia | 102 | 104 | -2 | -1.9 | -0.39 |
| Ta'anea | 644 | 706 | -62 | -8.8 | -1.84 |
| Tu'anequivale | 403 | 487 | -84 | -17.2 | -3.79 |
| Koloa | 142 | 197 | -55 | -27.9 | -6.55 |
| Holeva | 130 | 116 | 14 | 12.1 | 2.28 |
| Leimatu'a | 2,489 | 2,436 | 53 | 2.2 | 0.43 |
| Leimatu'a | 1,215 | 1,105 | 110 | 10.0 | 1.90 |
| Holonga | 387 | 453 | -66 | -14.6 | -3.15 |
| Feletoa | 363 | 388 | -25 | -6.4 | -1.33 |
| Mataika | 524 | 490 | 34 | 6.9 | 1.34 |
| Hihifo | 1,990 | 2,105 | -115 | -5.5 | -1.12 |
| Longomapu | 548 | 613 | -65 | -10.6 | -2.24 |
| Taoa | 537 | 496 | 41 | 8.3 | 1.59 |
| Tefisi | 532 | 588 | -56 | -9.5 | -2.00 |
| Vaimalo | 112 | 95 | 17 | 17.9 | 3.29 |
| Tu'anuku | 261 | 313 | -52 | -16.6 | -3.63 |
| Motu | 745 | 985 | -240 | -24.4 | -5.59 |
| Kapa | 42 | 69 | -27 | -39.1 | -9.93 |
| Falevai | 79 | 113 | -34 | -30.1 | -7.16 |
| Otea | 97 | 125 | -28 | -22.4 | -5.07 |
| Lape | 16 | 24 | -8 | -33.3 | -8.11 |
| Matamaka | 79 | 147 | -68 | -46.3 | -12.42 |
| Nuapapu | 98 | 135 | -37 | -27.4 | -6.41 |
| Ovaka | 97 | 85 | 12 | 14.1 | 2.64 |
| Taunga | 28 | 39 | -11 | -28.2 | -6.63 |
| Hunga | 178 | 229 | -51 | -22.3 | -5.04 |
| Foeata | 17 | 6 | 11 | 183.3 | 20.83 |
| Vaka'eitu | 6 | - | 6 | - | - |
| Mounu | 1 | 3 | -2 | -66.7 | -21.97 |
| Eueiki | 2 | 2 | 0 | 0.0 | 0.00 |
| Mala | 5 | 1 | 4 | 400.0 | 32.19 |
| Fofoa | 6 | 7 | -1 | -14.3 | -3.08 |
| Ha'apai | 6,125 | 6,616 | -491 | -7.4 | -1.54 |
| Pangai | 2,205 | 2,410 | -205 | -8.5 | -1.78 |

| Division / district / village | Total Census Population | | Population Change | | Average annual growth (%) |
|-------------------------------|-------------------------|--------------|-------------------|--------------|---------------------------|
| | 2016 | 2011 | No. | % | 2011-2016 |
| | | | 2011-2016 | 2011-2016 | |
| Pangai | 1,086 | 1,211 | -125 | -10.3 | -2.18 |
| Hihifo | 787 | 844 | -57 | -6.8 | -1.40 |
| Holopeka | 126 | 141 | -15 | -10.6 | -2.25 |
| Koulo | 206 | 214 | -8 | -3.7 | -0.76 |
| Foa | 1,392 | 1,359 | 33 | 2.4 | 0.48 |
| Fangale'ounga | 140 | 174 | -34 | -19.5 | -4.35 |
| Fotua | 259 | 226 | 33 | 14.6 | 2.73 |
| Lotofoa | 413 | 410 | 3 | 0.7 | 0.15 |
| faleloa | 380 | 342 | 38 | 11.1 | 2.11 |
| Ha'afakahenga | 90 | 102 | -12 | -11.8 | -2.50 |
| Ha'ateiho | 110 | 105 | 5 | 4.8 | 0.93 |
| Lulunga | 923 | 1,055 | -132 | -12.5 | -2.67 |
| Ha'afeva | 297 | 261 | 36 | 13.8 | 2.58 |
| Tungua | 187 | 232 | -45 | -19.4 | -4.31 |
| Fotuha'a | 105 | 131 | -26 | -19.8 | -4.42 |
| 'O'ua | 116 | 144 | -28 | -19.4 | -4.32 |
| Matuku | 89 | 109 | -20 | -18.3 | -4.05 |
| Kotu | 129 | 178 | -49 | -27.5 | -6.44 |
| Mu'omu'a | 432 | 609 | -177 | -29.1 | -6.87 |
| Nomuka | 369 | 477 | -108 | -22.6 | -5.13 |
| Mango | 31 | 50 | -19 | -38.0 | -9.56 |
| Fonoifua | 32 | 82 | -50 | -61.0 | -18.82 |
| Ha'ano | 478 | 511 | -33 | -6.5 | -1.34 |
| Fakakai | 150 | 176 | -26 | -14.8 | -3.20 |
| Pukotala | 89 | 91 | -2 | -2.2 | -0.44 |
| Ha'ano | 123 | 115 | 8 | 7.0 | 1.35 |
| Muitoa | 53 | 37 | 16 | 43.2 | 7.19 |
| Mo'unga'one | 63 | 92 | -29 | -31.5 | -7.57 |
| 'Uiha | 695 | 672 | 23 | 3.4 | 0.67 |
| Uiha | 378 | 415 | -37 | -8.9 | -1.87 |
| Felemea | 180 | 137 | 43 | 31.4 | 5.46 |
| Lofanga | 137 | 120 | 17 | 14.2 | 2.65 |
| Eua | 4,945 | 5,016 | -71 | -1.4 | -0.29 |
| Eua Motu'a | 2,795 | 2,852 | -57 | -2.0 | -0.40 |
| Ohonua | 1,248 | 1,528 | -280 | -18.3 | -4.05 |
| Tufuvai | 231 | 231 | 0 | 0.0 | 0.00 |
| Pangai | 326 | 333 | -7 | -2.1 | -0.42 |
| Houma | 278 | 270 | 8 | 3.0 | 0.58 |
| Ha'atu'a / Kolomaile | 522 | 490 | 32 | 6.5 | 1.27 |
| Ta'anga | 190 | - | - | - | - |
| Eua Fo'ou | 2,150 | 2,164 | -14 | -0.6 | -0.13 |
| Angaha | 387 | 401 | -14 | -3.5 | -0.71 |
| Futu | 264 | 262 | 2 | 0.8 | 0.15 |
| Esia | 225 | 212 | 13 | 6.1 | 1.19 |
| Sapa'ata | 171 | 150 | 21 | 14.0 | 2.62 |
| Fata'ulua | 227 | 225 | 2 | 0.9 | 0.18 |
| Mu'a | 155 | 174 | -19 | -10.9 | -2.31 |
| Tongamama'o | 179 | 158 | 21 | 13.3 | 2.50 |
| Petani | 277 | 313 | -36 | -11.5 | -2.44 |
| Mata'aho | 265 | 269 | -4 | -1.5 | -0.30 |
| Ongo Niuu | 1,232 | 1,282 | -50 | -3.9 | -0.80 |
| Niuatoputapu | 739 | 759 | -20 | -2.6 | -0.53 |
| Hihifo | 302 | 284 | 18 | 6.3 | 1.23 |
| Vaipoa | 183 | 201 | -18 | -9.0 | -1.88 |
| Falehau | 223 | 231 | -8 | -3.5 | -0.70 |
| Tafahi | 31 | 43 | -12 | -27.9 | -6.54 |
| Niuafu'ou | 493 | 523 | -30 | -5.7 | -1.18 |
| Esia | 127 | 137 | -10 | -7.3 | -1.52 |
| Kolofo'ou | 43 | 59 | -16 | -27.1 | -6.33 |
| Sapaata | 145 | 106 | 39 | 36.8 | 6.27 |
| Fata'ulua | 64 | 56 | 8 | 14.3 | 2.67 |
| Mata'aho | 16 | 23 | -7 | -30.4 | -7.26 |
| Mu'a | 15 | 25 | -10 | -40.0 | -10.22 |
| Tongamama'o | 15 | 49 | -34 | -69.4 | -23.68 |
| Petani | 68 | 68 | 0 | 0.0 | 0.00 |

Note: In 2011 Census Ta'anga village was included in 'Ohonua

Table G 4: Population density by division, region and sex.

| Division/Region | Total | Male | Female | Area (km ²) | Density per km ² | Total Household (Private & Institution) |
|--------------------------|----------------|---------------|---------------|-------------------------|-----------------------------|---|
| Tonga | 100,651 | 50,255 | 50,396 | 649.91 | 155 | 18,198 |
| <i>Urban</i> | 23,221 | 11,529 | 11,692 | 11.41 | 2,035 | 4,175 |
| <i>Rural</i> | 77,430 | 38,726 | 38,704 | 638.50 | 121 | 14,023 |
| <i>Greater Nukualofa</i> | 35,184 | 17,490 | 17,694 | 34.82 | 1,010 | 6,240 |
| Tongatapu | 74,611 | 37,135 | 37,476 | 260.48 | 286 | 13,096 |
| Tongatapu | 74,274 | 36,971 | 37,303 | 257.03 | 289 | 13,040 |
| Pangaimotu | 6 | 4 | 2 | 0.13 | 46 | 1 |
| Eueiki | 83 | 35 | 48 | 1.06 | 78 | 13 |
| Fukave | 1 | 1 | 0 | 0.22 | 5 | 1 |
| Fafaa | 14 | 10 | 4 | 0.09 | 156 | 0 |
| Nukunukumotu | 53 | 22 | 31 | 1.32 | 40 | 9 |
| Atata | 180 | 92 | 88 | 0.52 | 346 | 32 |
| Ataa | 0 | 0 | 0 | 0.22 | 0 | 0 |
| Vava'u | 13,738 | 6,866 | 6,872 | 121.00 | 114 | 2,745 |
| Vava'u Mainland | 11,703 | 5,858 | 5,845 | 89.74 | 130 | 2,339 |
| Ofu | 120 | 62 | 58 | 1.24 | 97 | 26 |
| Okoa | 261 | 136 | 125 | 0.34 | 768 | 48 |
| Olo'ua | 77 | 36 | 41 | 0.49 | 157 | 14 |
| Koloa | 142 | 78 | 64 | 2.25 | 63 | 31 |
| Pangaimotu | 657 | 311 | 346 | 8.86 | 74 | 125 |
| Utungake | 285 | 141 | 144 | 0.93 | 306 | 56 |
| Tapanā | 3 | 3 | 0 | 0.36 | 8 | 0 |
| Hunga | 178 | 91 | 87 | 4.69 | 38 | 39 |
| Kapa | 42 | 20 | 22 | 5.96 | 7 | 10 |
| Lape | 16 | 10 | 6 | 0.39 | 41 | 4 |
| Nuapapu | 98 | 46 | 52 | 2.67 | 37 | 23 |
| Ovaka | 97 | 44 | 53 | 1.29 | 75 | 20 |
| Taunga | 28 | 15 | 13 | 0.36 | 78 | 9 |
| Foeata Island | 17 | 8 | 9 | 0.07 | 243 | 1 |
| Vaka'eitu | 0 | 0 | 0 | 0.86 | 0 | 0 |
| Mounu | 1 | 0 | 1 | 0.04 | 25 | 0 |
| Eueiki | 2 | 1 | 1 | 0.24 | 8 | 0 |
| Mala | 5 | 2 | 3 | 0.07 | 71 | 0 |
| Fofoa Island | 6 | 4 | 2 | 0.92 | 7 | 0 |
| Ha'apai | 6,125 | 3,118 | 3,007 | 109.30 | 56 | 1,193 |
| Foa | 1,392 | 694 | 698 | 13.39 | 104 | 236 |
| Lifuka | 2,205 | 1,118 | 1,087 | 11.42 | 193 | 433 |
| Ha'ano | 415 | 210 | 205 | 6.58 | 63 | 74 |
| Mo'unga'one | 63 | 31 | 32 | 1.17 | 54 | 15 |
| Uiha | 558 | 289 | 269 | 5.36 | 104 | 107 |
| Lofanga | 137 | 74 | 63 | 1.45 | 94 | 31 |
| Ha'afeva | 297 | 153 | 144 | 1.81 | 164 | 57 |
| Tungua | 187 | 94 | 93 | 1.53 | 122 | 37 |
| Fotuha'a | 105 | 54 | 51 | 1.14 | 92 | 19 |
| O'ua | 116 | 69 | 47 | 0.98 | 118 | 25 |
| Matuku | 89 | 48 | 41 | 0.34 | 262 | 16 |
| Kotu | 129 | 65 | 64 | 0.34 | 379 | 30 |
| Nomuka | 369 | 183 | 186 | 7.12 | 52 | 81 |
| Mango | 33 | 23 | 10 | 0.65 | 51 | 9 |
| Fonoifua | 30 | 13 | 17 | 0.39 | 77 | 9 |
| 'Eua | 4,945 | 2,486 | 2,459 | 87.44 | 57 | 889 |
| 'Eua | 4,945 | 2,486 | 2,459 | 87.77 | 56 | 889 |
| Ongo Niua | 1,232 | 650 | 582 | 71.69 | 17 | 275 |
| Niuatoputapu | 708 | 370 | 338 | 18.00 | 39 | 164 |
| Tafahi | 31 | 16 | 15 | 3.42 | 9 | 8 |
| Niuafou'ou | 493 | 264 | 229 | 50.27 | 10 | 101 |

Note:- Size of Land Area adopted from Ministry of Land, Survey and Natural Resources (MLSNR)

| Village | Total | Age groups (years) | | | | | | | | | | | Not stated | 21+ | Total Household | Private Households | Institutions | | | | |
|-----------------|--------------|--------------------|------------|------------|------------|------------|------------|------------|------------|------------|------------|------------|------------|------------|-----------------|--------------------|--------------|--------------|--------------|--------------|----------|
| | | 0-4 | 5-9 | 10-14 | 15-19 | 20-24 | 25-29 | 30-34 | 35-39 | 40-44 | 45-50 | 51-54 | | | | | | 55-59 | 60-64 | 65-69 | 70-74 |
| Tatakamotonga | 1,903 | 250 | 244 | 247 | 207 | 150 | 109 | 129 | 104 | 95 | 86 | 47 | 42 | 37 | 26 | 44 | 0 | 1,903 | 324 | 324 | 0 |
| Holonga | 488 | 59 | 73 | 53 | 59 | 44 | 26 | 30 | 17 | 19 | 23 | 18 | 19 | 14 | 6 | 11 | 0 | 488 | 89 | 89 | 0 |
| Pelehake | 796 | 109 | 119 | 95 | 72 | 59 | 41 | 60 | 44 | 38 | 41 | 28 | 14 | 18 | 12 | 18 | 0 | 796 | 150 | 149 | 1 |
| Fua'amotu | 1,637 | 234 | 219 | 170 | 165 | 134 | 106 | 114 | 79 | 77 | 101 | 51 | 43 | 32 | 18 | 33 | 0 | 1,637 | 312 | 309 | 3 |
| Nakolo | 406 | 51 | 40 | 48 | 47 | 41 | 27 | 24 | 18 | 19 | 19 | 15 | 9 | 10 | 10 | 11 | 0 | 406 | 65 | 65 | 0 |
| Ha'asini | 883 | 102 | 117 | 118 | 80 | 71 | 65 | 54 | 64 | 36 | 28 | 20 | 23 | 22 | 15 | 22 | 0 | 883 | 158 | 158 | 0 |
| Lavengatonga | 359 | 50 | 41 | 44 | 36 | 30 | 13 | 30 | 15 | 25 | 20 | 11 | 11 | 8 | 5 | 6 | 0 | 359 | 65 | 65 | 0 |
| Haveluliku | 175 | 20 | 22 | 21 | 17 | 10 | 10 | 10 | 12 | 3 | 9 | 3 | 7 | 1 | 1 | 6 | 0 | 175 | 26 | 26 | 0 |
| Fatumu | 396 | 45 | 44 | 45 | 51 | 37 | 26 | 36 | 11 | 20 | 17 | 21 | 9 | 10 | 1 | 7 | 0 | 396 | 63 | 63 | 0 |
| Lapaha | 7,117 | 892 | 912 | 895 | 781 | 612 | 426 | 402 | 377 | 366 | 349 | 200 | 202 | 133 | 118 | 168 | 0 | 7,117 | 1,238 | 1,234 | 4 |
| Lapaha | 1,980 | 251 | 268 | 236 | 220 | 160 | 128 | 108 | 100 | 112 | 102 | 77 | 54 | 37 | 32 | 45 | 0 | 1,980 | 334 | 331 | 3 |
| Talasiu | 363 | 54 | 50 | 56 | 48 | 30 | 14 | 17 | 22 | 19 | 18 | 7 | 6 | 4 | 5 | 3 | 0 | 363 | 58 | 58 | 0 |
| Hoi | 425 | 43 | 50 | 50 | 36 | 46 | 31 | 21 | 28 | 20 | 17 | 20 | 21 | 10 | 8 | 12 | 0 | 425 | 75 | 75 | 0 |
| Nukuleka | 250 | 43 | 35 | 23 | 31 | 14 | 20 | 17 | 10 | 13 | 9 | 8 | 9 | 5 | 2 | 1 | 0 | 250 | 45 | 45 | 0 |
| Makaunga | 379 | 43 | 56 | 60 | 34 | 26 | 27 | 27 | 20 | 14 | 15 | 16 | 9 | 5 | 4 | 7 | 0 | 379 | 58 | 58 | 0 |
| Talafo'ou | 368 | 54 | 29 | 35 | 44 | 43 | 22 | 25 | 14 | 17 | 16 | 13 | 15 | 7 | 5 | 13 | 0 | 368 | 74 | 74 | 0 |
| Manuka | 272 | 29 | 36 | 34 | 34 | 21 | 20 | 18 | 11 | 11 | 18 | 4 | 9 | 9 | 4 | 4 | 0 | 272 | 46 | 46 | 0 |
| Navutoka | 712 | 102 | 105 | 83 | 56 | 70 | 48 | 48 | 41 | 20 | 38 | 21 | 18 | 11 | 12 | 16 | 0 | 712 | 118 | 117 | 1 |
| Kolonga | 1,145 | 128 | 130 | 168 | 128 | 95 | 56 | 61 | 64 | 63 | 56 | 33 | 33 | 24 | 23 | 29 | 0 | 1,145 | 216 | 216 | 0 |
| Afa | 474 | 64 | 60 | 68 | 49 | 44 | 26 | 20 | 25 | 37 | 18 | 12 | 8 | 7 | 10 | 10 | 0 | 474 | 71 | 71 | 0 |
| Niutoua | 671 | 69 | 78 | 74 | 94 | 57 | 32 | 32 | 38 | 39 | 41 | 36 | 17 | 13 | 11 | 27 | 0 | 671 | 130 | 130 | 0 |
| Eueiki | 77 | 12 | 15 | 8 | 7 | 6 | 2 | 8 | 4 | 1 | 1 | 2 | 2 | 1 | 2 | 1 | 0 | 77 | 12 | 12 | 0 |
| Fukave | 1 | 0 | 0 | 0 | 0 | 0 | 0 | 0 | 0 | 0 | 0 | 1 | 0 | 0 | 0 | 0 | 0 | 1 | 1 | 1 | 0 |
| Nukunuku | 8,001 | 1,078 | 949 | 999 | 807 | 709 | 566 | 492 | 423 | 371 | 421 | 220 | 192 | 129 | 129 | 183 | 0 | 8,001 | 1,399 | 1,391 | 8 |
| NUkunuku | 2,010 | 248 | 227 | 219 | 205 | 199 | 168 | 113 | 91 | 90 | 115 | 58 | 46 | 38 | 40 | 58 | 0 | 2,010 | 371 | 370 | 1 |
| Matahau | 581 | 86 | 97 | 78 | 45 | 42 | 36 | 43 | 31 | 26 | 23 | 12 | 13 | 9 | 11 | 7 | 0 | 581 | 105 | 105 | 0 |
| Matafonua | 233 | 34 | 33 | 16 | 18 | 23 | 19 | 17 | 8 | 11 | 13 | 10 | 8 | 3 | 3 | 4 | 0 | 233 | 45 | 45 | 0 |
| Fatai | 314 | 52 | 34 | 41 | 29 | 18 | 18 | 25 | 14 | 27 | 21 | 7 | 8 | 4 | 4 | 3 | 0 | 314 | 60 | 59 | 1 |
| Lakepa | 313 | 39 | 42 | 46 | 30 | 33 | 22 | 9 | 18 | 11 | 26 | 10 | 6 | 6 | 3 | 10 | 0 | 313 | 54 | 54 | 0 |
| Vaotu'u | 493 | 52 | 49 | 74 | 71 | 46 | 26 | 22 | 28 | 20 | 26 | 15 | 16 | 11 | 5 | 11 | 0 | 493 | 81 | 81 | 0 |

| Village | Total | | | | | | | | | | | | | | | | | Total Household | Private Households | Institutions | |
|-------------------|--------------|--------------|--------------|--------------|-------------|-------------|-------------|-------------|-------------|-------------|-------------|-------------|-------------|-------------|-------------|------------|------------|-----------------|--------------------|--------------|-----------|
| | 0-4 years | 5-9 years | 10-14 years | 15-19 years | 20-24 years | 25-29 years | 30-34 years | 35-39 years | 40-44 years | 45-50 years | 51-54 years | 55-59 years | 60-64 years | 65-69 years | 70-74 years | 75+ years | Not stated | | | | 21+ |
| Utulau | 85 | 66 | 75 | 62 | 54 | 39 | 37 | 29 | 39 | 27 | 23 | 19 | 12 | 15 | 17 | 15 | 0 | 614 | 98 | 98 | 0 |
| Ha'alalo | 93 | 85 | 72 | 63 | 53 | 44 | 36 | 35 | 26 | 24 | 24 | 18 | 16 | 6 | 7 | 8 | 0 | 610 | 103 | 103 | 0 |
| Ha'akame | 747 | 114 | 95 | 82 | 62 | 49 | 55 | 47 | 32 | 29 | 24 | 15 | 23 | 13 | 6 | 9 | 0 | 747 | 116 | 116 | 0 |
| Houma | 2,086 | 275 | 221 | 286 | 202 | 179 | 145 | 122 | 89 | 117 | 103 | 49 | 44 | 27 | 34 | 58 | 0 | 2,086 | 366 | 360 | 6 |
| Kolovai | 533 | 518 | 500 | 413 | 361 | 271 | 250 | 252 | 235 | 233 | 158 | 137 | 120 | 88 | 91 | 107 | 0 | 4,267 | 746 | 740 | 6 |
| Kolovai | 60 | 75 | 68 | 65 | 46 | 34 | 37 | 35 | 36 | 34 | 30 | 24 | 17 | 18 | 15 | 24 | 0 | 618 | 118 | 118 | 0 |
| Te'eki | 54 | 57 | 79 | 70 | 59 | 35 | 26 | 34 | 36 | 34 | 26 | 17 | 8 | 6 | 15 | 14 | 0 | 570 | 104 | 104 | 0 |
| Masilamea | 221 | 33 | 24 | 29 | 23 | 21 | 13 | 12 | 10 | 12 | 9 | 6 | 4 | 3 | 4 | 5 | 0 | 221 | 34 | 34 | 0 |
| Fahefa | 415 | 48 | 61 | 50 | 41 | 20 | 31 | 18 | 27 | 21 | 19 | 9 | 10 | 12 | 13 | 11 | 0 | 415 | 72 | 71 | 1 |
| Ha'utu | 268 | 40 | 34 | 34 | 18 | 9 | 26 | 16 | 16 | 12 | 7 | 5 | 7 | 4 | 4 | 6 | 0 | 268 | 39 | 39 | 0 |
| Kala'au | 152 | 29 | 20 | 15 | 13 | 17 | 15 | 10 | 6 | 4 | 6 | 5 | 1 | 3 | 4 | 3 | 0 | 152 | 26 | 26 | 0 |
| Fo'ui | 657 | 87 | 89 | 88 | 58 | 58 | 49 | 42 | 34 | 30 | 25 | 14 | 16 | 6 | 15 | 7 | 0 | 657 | 106 | 104 | 2 |
| Ha'avakatolo | 195 | 22 | 11 | 17 | 18 | 20 | 9 | 13 | 8 | 10 | 7 | 12 | 9 | 7 | 6 | 8 | 0 | 195 | 40 | 40 | 0 |
| Ahau | 393 | 52 | 61 | 34 | 34 | 38 | 25 | 24 | 23 | 18 | 8 | 15 | 17 | 11 | 8 | 7 | 0 | 393 | 61 | 61 | 0 |
| Kanokupolu | 332 | 39 | 42 | 33 | 28 | 29 | 19 | 18 | 25 | 20 | 18 | 7 | 16 | 19 | 7 | 11 | 0 | 332 | 68 | 65 | 3 |
| Ha'atafu | 269 | 32 | 33 | 40 | 20 | 11 | 18 | 12 | 20 | 22 | 8 | 6 | 8 | 8 | 4 | 5 | 0 | 269 | 47 | 47 | 0 |
| Atata | 177 | 37 | 11 | 13 | 13 | 24 | 14 | 5 | 11 | 8 | 7 | 12 | 4 | 3 | 2 | 6 | 0 | 177 | 31 | 31 | 0 |
| Vava'u | 1,652 | 1,760 | 1,755 | 1,466 | 927 | 732 | 769 | 691 | 742 | 756 | 611 | 463 | 397 | 353 | 246 | 418 | 0 | 6,913 | 2,745 | 2,715 | 30 |
| Neiafu | 575 | 634 | 668 | 590 | 356 | 308 | 319 | 268 | 275 | 291 | 277 | 179 | 152 | 125 | 88 | 146 | 0 | 5,251 | 1,059 | 1,041 | 18 |
| Neiafu | 396 | 451 | 478 | 424 | 255 | 224 | 230 | 189 | 202 | 217 | 195 | 124 | 91 | 86 | 69 | 100 | 0 | 3,731 | 761 | 743 | 18 |
| Makave | 381 | 39 | 46 | 53 | 19 | 16 | 19 | 26 | 18 | 21 | 20 | 13 | 15 | 14 | 4 | 12 | 0 | 381 | 72 | 72 | 0 |
| Toula | 381 | 43 | 36 | 46 | 38 | 25 | 30 | 17 | 20 | 13 | 26 | 21 | 20 | 6 | 8 | 9 | 0 | 381 | 83 | 83 | 0 |
| Utui | 300 | 45 | 35 | 37 | 37 | 24 | 22 | 11 | 10 | 13 | 18 | 7 | 4 | 5 | 2 | 13 | 0 | 300 | 55 | 55 | 0 |
| Ofu | 120 | 13 | 19 | 12 | 13 | 9 | 6 | 5 | 9 | 3 | 11 | 4 | 4 | 3 | 1 | 3 | 0 | 120 | 26 | 26 | 0 |
| Okoa | 261 | 28 | 32 | 40 | 23 | 21 | 12 | 15 | 18 | 9 | 15 | 7 | 13 | 10 | 4 | 8 | 0 | 261 | 48 | 48 | 0 |
| Olo'ua | 77 | 11 | 15 | 9 | 2 | 3 | 5 | 9 | 3 | 4 | 4 | 2 | 3 | 5 | 1 | 1 | 0 | 77 | 14 | 14 | 0 |
| Pangaimotu | 166 | 150 | 168 | 123 | 88 | 70 | 60 | 55 | 62 | 84 | 50 | 47 | 35 | 36 | 18 | 30 | 0 | 1,242 | 235 | 232 | 3 |
| Pangaimotu | 657 | 87 | 91 | 58 | 44 | 30 | 34 | 30 | 27 | 53 | 25 | 28 | 18 | 18 | 11 | 18 | 0 | 657 | 125 | 125 | 0 |
| Utulei | 116 | 18 | 13 | 11 | 6 | 6 | 7 | 4 | 10 | 8 | 4 | 5 | 2 | 5 | 4 | 6 | 0 | 116 | 24 | 24 | 0 |
| Nga'unoho | 181 | 23 | 19 | 33 | 23 | 18 | 10 | 8 | 10 | 10 | 6 | 8 | 2 | 6 | 2 | 1 | 0 | 181 | 28 | 27 | 1 |

| Village | Total | Age groups (years) | | | | | | | | | | | | | Not stated | 21+ | Total Household | Private Households | Institutions | | | |
|-----------------|--------------|--------------------|------------|------------|------------|------------|------------|------------|------------|------------|------------|-----------|-----------|-----------|------------|-----------|-----------------|--------------------|--------------|------------|------------|----------|
| | | 0-4 | 5-9 | 10-14 | 15-19 | 20-24 | 25-29 | 30-34 | 35-39 | 40-44 | 45-50 | 51-54 | 55-59 | 60-64 | | | | | | 65-69 | 70-74 | 75+ |
| Utungake | 285 | 38 | 33 | 33 | 36 | 20 | 23 | 11 | 11 | 15 | 16 | 13 | 12 | 8 | 10 | 1 | 5 | 0 | 285 | 57 | 56 | 1 |
| Tapana | 3 | 0 | 0 | 0 | 0 | 0 | 0 | 0 | 0 | 0 | 1 | 0 | 0 | 1 | 1 | 0 | 0 | 0 | 3 | 1 | 0 | 1 |
| Hahake | 2,021 | 258 | 261 | 250 | 215 | 133 | 98 | 105 | 96 | 103 | 140 | 92 | 59 | 43 | 47 | 40 | 81 | 0 | 2,021 | 403 | 403 | 0 |
| Ha'alaufuili | 372 | 38 | 46 | 43 | 41 | 27 | 21 | 18 | 12 | 24 | 21 | 24 | 15 | 6 | 12 | 6 | 18 | 0 | 372 | 84 | 84 | 0 |
| Ha'akio | 125 | 15 | 15 | 16 | 9 | 8 | 8 | 8 | 7 | 4 | 10 | 2 | 6 | 2 | 5 | 3 | 7 | 0 | 125 | 23 | 23 | 0 |
| Houma | 103 | 15 | 12 | 9 | 12 | 9 | 2 | 7 | 11 | 5 | 8 | 3 | 2 | 1 | 2 | 1 | 4 | 0 | 103 | 17 | 17 | 0 |
| Mangia | 102 | 5 | 12 | 18 | 16 | 10 | 4 | 2 | 6 | 6 | 11 | 5 | 1 | 1 | 2 | 1 | 2 | 0 | 102 | 17 | 17 | 0 |
| Ta'anea | 644 | 110 | 82 | 69 | 61 | 40 | 40 | 36 | 29 | 24 | 50 | 25 | 15 | 18 | 12 | 14 | 19 | 0 | 644 | 128 | 128 | 0 |
| Tu'anekeviale | 403 | 44 | 59 | 61 | 43 | 24 | 13 | 15 | 18 | 24 | 31 | 22 | 11 | 10 | 6 | 8 | 14 | 0 | 403 | 82 | 82 | 0 |
| Koloa | 142 | 14 | 17 | 16 | 17 | 6 | 8 | 9 | 5 | 9 | 3 | 7 | 7 | 3 | 6 | 3 | 12 | 0 | 142 | 31 | 31 | 0 |
| Holeva | 130 | 17 | 18 | 18 | 16 | 9 | 2 | 10 | 8 | 7 | 6 | 4 | 2 | 2 | 2 | 4 | 5 | 0 | 130 | 21 | 21 | 0 |
| Leimatua | 2,489 | 362 | 376 | 320 | 231 | 155 | 123 | 143 | 153 | 142 | 95 | 70 | 75 | 68 | 66 | 43 | 67 | 0 | 2,489 | 482 | 482 | 0 |
| Leimatua | 1,215 | 193 | 188 | 144 | 108 | 73 | 61 | 68 | 73 | 70 | 39 | 37 | 48 | 36 | 25 | 21 | 31 | 0 | 1,215 | 235 | 235 | 0 |
| Holonga | 387 | 53 | 53 | 46 | 39 | 18 | 21 | 24 | 30 | 18 | 13 | 14 | 7 | 10 | 22 | 5 | 14 | 0 | 387 | 83 | 83 | 0 |
| Feletoa | 363 | 48 | 60 | 55 | 34 | 29 | 17 | 18 | 21 | 19 | 18 | 7 | 9 | 10 | 3 | 9 | 6 | 0 | 363 | 58 | 58 | 0 |
| Mataika | 524 | 68 | 75 | 75 | 50 | 35 | 24 | 33 | 29 | 35 | 25 | 12 | 11 | 12 | 16 | 8 | 16 | 0 | 524 | 106 | 106 | 0 |
| Hihifo | 1,990 | 213 | 244 | 261 | 238 | 147 | 92 | 102 | 88 | 122 | 103 | 82 | 63 | 62 | 56 | 48 | 69 | 0 | 1,990 | 386 | 385 | 1 |
| Longomapu | 548 | 54 | 60 | 86 | 63 | 41 | 25 | 29 | 30 | 34 | 31 | 21 | 14 | 21 | 10 | 11 | 18 | 0 | 548 | 110 | 109 | 1 |
| Taoa | 537 | 56 | 73 | 63 | 56 | 48 | 22 | 29 | 19 | 32 | 22 | 27 | 20 | 19 | 23 | 13 | 15 | 0 | 537 | 98 | 98 | 0 |
| Tefisi | 532 | 59 | 68 | 66 | 76 | 32 | 22 | 24 | 22 | 31 | 33 | 24 | 17 | 13 | 11 | 10 | 24 | 0 | 532 | 102 | 102 | 0 |
| Vaimalo | 112 | 13 | 17 | 13 | 9 | 7 | 7 | 6 | 6 | 9 | 5 | 4 | 2 | 5 | 5 | 2 | 2 | 0 | 112 | 23 | 23 | 0 |
| Tu'anuku | 261 | 31 | 26 | 33 | 34 | 19 | 16 | 14 | 11 | 16 | 12 | 6 | 10 | 4 | 7 | 12 | 10 | 0 | 261 | 53 | 53 | 0 |
| Motu | 745 | 78 | 95 | 88 | 69 | 48 | 41 | 40 | 31 | 38 | 43 | 40 | 40 | 37 | 23 | 9 | 25 | 0 | 745 | 180 | 172 | 8 |
| Kapa | 42 | 6 | 5 | 1 | 6 | 2 | 5 | 1 | 3 | 3 | 4 | 2 | 1 | 1 | 0 | 0 | 2 | 0 | 42 | 10 | 10 | 0 |
| Falevai | 79 | 6 | 11 | 13 | 9 | 6 | 3 | 2 | 4 | 4 | 3 | 4 | 6 | 3 | 2 | 1 | 2 | 0 | 79 | 20 | 20 | 0 |
| Otea | 97 | 15 | 11 | 10 | 11 | 7 | 6 | 1 | 5 | 5 | 4 | 9 | 6 | 3 | 1 | 1 | 2 | 0 | 97 | 24 | 23 | 1 |
| Lape | 24 | 1 | 6 | 5 | 1 | 0 | 1 | 0 | 1 | 4 | 0 | 0 | 2 | 1 | 0 | 0 | 2 | 0 | 24 | 5 | 5 | 0 |
| Matamaka | 79 | 6 | 11 | 9 | 6 | 5 | 6 | 11 | 5 | 3 | 4 | 2 | 4 | 4 | 1 | 0 | 2 | 0 | 79 | 23 | 23 | 0 |
| Nuapapu | 98 | 13 | 15 | 9 | 5 | 9 | 6 | 4 | 2 | 3 | 5 | 3 | 6 | 7 | 7 | 1 | 3 | 0 | 98 | 23 | 23 | 0 |
| Ovaka | 97 | 10 | 9 | 12 | 13 | 7 | 3 | 3 | 2 | 3 | 10 | 7 | 3 | 3 | 2 | 2 | 8 | 0 | 97 | 20 | 20 | 0 |

| Village | Total | Age groups (years) | | | | | | | | | | | | | Not stated | 21+ | Total Household | Private Households | Institutions | | | |
|-----------------|--------------|--------------------|------------|------------|------------|------------|------------|------------|------------|------------|------------|------------|------------|------------|------------|------------|-----------------|--------------------|--------------|--------------|-----------|-----|
| | | 0-4 | 5-9 | 10-14 | 15-19 | 20-24 | 25-29 | 30-34 | 35-39 | 40-44 | 45-50 | 51-54 | 55-59 | 60-64 | | | | | | 65-69 | 70-74 | 75+ |
| Taunga | 28 | 4 | 5 | 1 | 1 | 2 | 2 | 2 | 3 | 1 | 3 | 2 | 2 | 0 | 1 | 0 | 0 | 0 | 28 | 9 | 9 | 0 |
| Hunga | 178 | 17 | 20 | 24 | 17 | 8 | 16 | 7 | 7 | 10 | 9 | 8 | 10 | 9 | 4 | 4 | 0 | 0 | 178 | 39 | 39 | 0 |
| Foeata | 3 | 0 | 0 | 0 | 2 | 0 | 0 | 0 | 0 | 0 | 0 | 0 | 1 | 0 | 0 | 0 | 0 | 0 | 3 | 1 | 0 | 1 |
| Vaka'eitu | 6 | 0 | 0 | 0 | 1 | 0 | 0 | 0 | 1 | 2 | 0 | 1 | 1 | 0 | 0 | 0 | 0 | 0 | 6 | 2 | 0 | 2 |
| Mounu | 1 | 0 | 0 | 0 | 0 | 0 | 0 | 0 | 1 | 0 | 0 | 0 | 0 | 0 | 0 | 0 | 0 | 0 | 1 | 1 | 0 | 1 |
| Eueiki | 2 | 0 | 0 | 0 | 0 | 0 | 0 | 0 | 0 | 0 | 1 | 0 | 1 | 0 | 0 | 0 | 0 | 0 | 2 | 1 | 0 | 1 |
| Mala | 5 | 0 | 2 | 1 | 0 | 0 | 1 | 0 | 0 | 0 | 0 | 0 | 1 | 0 | 0 | 0 | 0 | 0 | 5 | 1 | 0 | 1 |
| Fofoa | 6 | 0 | 0 | 3 | 0 | 0 | 0 | 0 | 1 | 0 | 0 | 1 | 1 | 0 | 0 | 0 | 0 | 0 | 6 | 1 | 0 | 1 |
| Ha'apai | 6,125 | 762 | 786 | 696 | 616 | 416 | 384 | 375 | 340 | 313 | 243 | 216 | 183 | 146 | 118 | 158 | 0 | 3,185 | 1,193 | 1,179 | 14 | |
| Pangai | 2,205 | 218 | 230 | 275 | 270 | 174 | 148 | 129 | 133 | 122 | 99 | 86 | 53 | 46 | 37 | 55 | 0 | 2,205 | 444 | 433 | 11 | |
| Pangai | 1,086 | 107 | 107 | 137 | 137 | 98 | 77 | 56 | 61 | 61 | 37 | 46 | 27 | 18 | 16 | 26 | 0 | 1,086 | 223 | 214 | 9 | |
| Hihifo | 787 | 69 | 82 | 103 | 96 | 58 | 51 | 47 | 44 | 43 | 48 | 34 | 20 | 18 | 13 | 16 | 0 | 787 | 161 | 159 | 2 | |
| Holopeka | 126 | 17 | 15 | 12 | 11 | 8 | 8 | 12 | 9 | 6 | 2 | 2 | 6 | 5 | 1 | 7 | 0 | 126 | 22 | 22 | 0 | |
| Koulo | 206 | 25 | 26 | 23 | 26 | 10 | 12 | 14 | 15 | 12 | 12 | 4 | 0 | 5 | 7 | 6 | 0 | 206 | 38 | 38 | 0 | |
| Foa | 1,392 | 189 | 198 | 160 | 147 | 85 | 89 | 96 | 68 | 58 | 50 | 41 | 46 | 32 | 22 | 29 | 0 | 1,392 | 238 | 236 | 2 | |
| Fangale'ounga | 140 | 14 | 17 | 20 | 21 | 10 | 12 | 8 | 5 | 12 | 13 | 2 | 4 | 0 | 1 | 0 | 0 | 140 | 24 | 24 | 0 | |
| Fotua | 259 | 38 | 38 | 34 | 28 | 17 | 11 | 17 | 18 | 11 | 11 | 6 | 6 | 4 | 3 | 7 | 0 | 259 | 42 | 42 | 0 | |
| Lotofoa | 413 | 56 | 53 | 35 | 48 | 25 | 33 | 33 | 23 | 20 | 13 | 13 | 16 | 15 | 7 | 8 | 0 | 413 | 70 | 70 | 0 | |
| faleloa | 380 | 54 | 59 | 41 | 35 | 20 | 21 | 22 | 31 | 21 | 17 | 12 | 14 | 7 | 8 | 12 | 0 | 380 | 66 | 64 | 2 | |
| Ha'afakahenga | 90 | 12 | 13 | 15 | 7 | 5 | 6 | 6 | 7 | 7 | 2 | 3 | 1 | 2 | 1 | 2 | 0 | 90 | 17 | 17 | 0 | |
| Ha'ateiho | 110 | 15 | 18 | 15 | 8 | 8 | 6 | 10 | 2 | 5 | 3 | 7 | 5 | 4 | 2 | 0 | 0 | 110 | 19 | 19 | 0 | |
| Lulunga | 923 | 145 | 146 | 79 | 55 | 57 | 55 | 63 | 65 | 52 | 42 | 31 | 38 | 31 | 27 | 14 | 23 | 923 | 184 | 184 | 0 | |
| Ha'afeva | 297 | 52 | 46 | 28 | 12 | 12 | 16 | 24 | 26 | 19 | 10 | 9 | 13 | 10 | 5 | 10 | 0 | 297 | 57 | 57 | 0 | |
| Tungua | 187 | 26 | 31 | 20 | 14 | 20 | 10 | 6 | 11 | 15 | 10 | 6 | 7 | 5 | 4 | 1 | 0 | 187 | 37 | 37 | 0 | |
| Fotuha'a | 105 | 20 | 15 | 4 | 5 | 7 | 10 | 12 | 8 | 2 | 3 | 4 | 5 | 2 | 5 | 2 | 0 | 105 | 19 | 19 | 0 | |
| 'O'ua | 116 | 12 | 17 | 13 | 11 | 7 | 9 | 4 | 8 | 4 | 5 | 6 | 8 | 2 | 2 | 3 | 0 | 116 | 25 | 25 | 0 | |
| Matuku | 89 | 14 | 17 | 5 | 7 | 7 | 4 | 7 | 1 | 2 | 9 | 3 | 0 | 4 | 1 | 5 | 0 | 89 | 16 | 16 | 0 | |
| Kotu | 129 | 21 | 20 | 9 | 6 | 4 | 6 | 10 | 11 | 10 | 5 | 8 | 3 | 2 | 4 | 2 | 0 | 129 | 30 | 30 | 0 | |
| Mu'omu'a | 432 | 57 | 67 | 55 | 32 | 13 | 22 | 26 | 29 | 23 | 27 | 13 | 11 | 22 | 12 | 14 | 9 | 432 | 99 | 99 | 0 | |
| Nomuka | 369 | 49 | 60 | 44 | 29 | 11 | 20 | 19 | 26 | 20 | 24 | 10 | 8 | 19 | 10 | 13 | 7 | 369 | 81 | 81 | 0 | |

| Village | Total | Age groups (years) | | | | | | | | | | | | | Not stated | 21+ | Total Household | Private Households | Institutions | | | | |
|----------------------|--------------|--------------------|------------|------------|------------|------------|------------|------------|------------|------------|------------|------------|------------|------------|------------|-----------|-----------------|--------------------|--------------|------------|------------|----------|---|
| | | 0-4 | 5-9 | 10-14 | 15-19 | 20-24 | 25-29 | 30-34 | 35-39 | 40-44 | 45-50 | 51-54 | 55-59 | 60-64 | | | | | | 65-69 | 70-74 | 75+ | |
| Mango | 31 | 1 | 4 | 8 | 1 | 2 | 2 | 1 | 1 | 3 | 2 | 2 | 1 | 1 | 1 | 2 | 0 | 1 | 0 | 31 | 8 | 8 | 0 |
| Fonoifua | 32 | 7 | 3 | 3 | 2 | 0 | 0 | 6 | 2 | 0 | 1 | 2 | 2 | 2 | 0 | 1 | 1 | 1 | 0 | 32 | 10 | 10 | 0 |
| Ha'ano | 478 | 64 | 57 | 61 | 46 | 40 | 24 | 21 | 27 | 29 | 25 | 16 | 25 | 7 | 12 | 9 | 15 | 0 | 478 | 89 | 89 | 0 | |
| Fakakai | 150 | 21 | 16 | 20 | 14 | 19 | 9 | 4 | 6 | 6 | 6 | 10 | 8 | 1 | 2 | 3 | 5 | 0 | 150 | 25 | 25 | 0 | |
| Pukotala | 89 | 10 | 14 | 10 | 13 | 2 | 6 | 2 | 6 | 8 | 6 | 3 | 2 | 0 | 2 | 4 | 1 | 0 | 89 | 18 | 18 | 0 | |
| Ha'ano | 123 | 16 | 16 | 12 | 8 | 13 | 5 | 12 | 7 | 6 | 4 | 5 | 5 | 4 | 7 | 0 | 3 | 0 | 123 | 24 | 24 | 0 | |
| Muitoa | 53 | 10 | 7 | 6 | 5 | 2 | 1 | 0 | 5 | 7 | 3 | 3 | 0 | 1 | 0 | 0 | 3 | 0 | 53 | 7 | 7 | 0 | |
| Mo'unga one | 63 | 7 | 4 | 13 | 6 | 4 | 3 | 3 | 3 | 2 | 6 | 4 | 1 | 1 | 1 | 2 | 3 | 0 | 63 | 15 | 15 | 0 | |
| 'Uiha | 695 | 89 | 88 | 66 | 66 | 47 | 46 | 40 | 40 | 35 | 39 | 24 | 24 | 24 | 17 | 22 | 27 | 0 | 695 | 139 | 138 | 1 | |
| Uiha | 378 | 51 | 55 | 36 | 34 | 22 | 26 | 21 | 20 | 20 | 21 | 11 | 13 | 12 | 9 | 11 | 16 | 0 | 378 | 76 | 76 | 0 | |
| Felemea | 180 | 24 | 20 | 16 | 21 | 12 | 9 | 9 | 11 | 10 | 11 | 8 | 9 | 6 | 3 | 6 | 5 | 0 | 180 | 31 | 31 | 0 | |
| Lofanga | 137 | 14 | 13 | 14 | 11 | 13 | 11 | 10 | 9 | 5 | 7 | 6 | 2 | 6 | 5 | 5 | 6 | 0 | 137 | 32 | 31 | 1 | |
| EUA | 4,945 | 664 | 610 | 651 | 521 | 323 | 286 | 303 | 254 | 245 | 272 | 211 | 165 | 141 | 98 | 74 | 127 | 0 | 2,425 | 889 | 885 | 4 | |
| Eua Motu'a | 2,795 | 378 | 365 | 366 | 277 | 175 | 155 | 175 | 148 | 152 | 159 | 115 | 83 | 85 | 50 | 44 | 68 | 0 | 2,795 | 510 | 508 | 2 | |
| Ohonua | 1,248 | 141 | 157 | 181 | 141 | 65 | 65 | 81 | 67 | 74 | 65 | 54 | 35 | 41 | 28 | 21 | 32 | 0 | 1,248 | 222 | 221 | 1 | |
| Tufuvalu | 231 | 33 | 29 | 31 | 27 | 13 | 17 | 15 | 12 | 12 | 11 | 8 | 7 | 6 | 1 | 4 | 5 | 0 | 231 | 41 | 41 | 0 | |
| Pangai | 326 | 43 | 37 | 42 | 38 | 24 | 14 | 17 | 18 | 20 | 27 | 8 | 10 | 7 | 4 | 8 | 9 | 0 | 326 | 59 | 59 | 0 | |
| Houma | 278 | 46 | 44 | 27 | 19 | 13 | 13 | 19 | 13 | 15 | 14 | 9 | 13 | 14 | 10 | 2 | 7 | 0 | 278 | 55 | 55 | 0 | |
| Ha'atu'a / Kolomaila | 522 | 85 | 70 | 65 | 39 | 50 | 30 | 31 | 27 | 24 | 30 | 21 | 14 | 13 | 5 | 7 | 11 | 0 | 522 | 97 | 96 | 1 | |
| Ta'anga | 190 | 30 | 28 | 20 | 13 | 10 | 16 | 12 | 11 | 7 | 12 | 15 | 4 | 4 | 2 | 2 | 4 | 0 | 190 | 36 | 36 | 0 | |
| 'Eua fo'ou | 2,150 | 286 | 245 | 285 | 244 | 148 | 131 | 128 | 106 | 93 | 113 | 96 | 82 | 56 | 48 | 30 | 59 | 0 | 2,150 | 379 | 377 | 2 | |
| Angaha | 387 | 58 | 51 | 48 | 50 | 26 | 18 | 27 | 17 | 12 | 17 | 18 | 14 | 9 | 8 | 3 | 11 | 0 | 387 | 65 | 65 | 0 | |
| Futu | 264 | 28 | 24 | 30 | 37 | 27 | 12 | 13 | 16 | 15 | 15 | 9 | 10 | 8 | 7 | 3 | 10 | 0 | 264 | 51 | 51 | 0 | |
| Esia | 225 | 22 | 21 | 42 | 25 | 16 | 16 | 13 | 12 | 6 | 13 | 8 | 9 | 7 | 3 | 5 | 7 | 0 | 225 | 37 | 37 | 0 | |
| Sapa'ata | 171 | 23 | 24 | 26 | 20 | 5 | 12 | 13 | 7 | 17 | 5 | 4 | 3 | 2 | 4 | 2 | 4 | 0 | 171 | 24 | 24 | 0 | |
| Fata'lulua | 227 | 31 | 29 | 30 | 21 | 14 | 18 | 15 | 6 | 8 | 14 | 14 | 13 | 6 | 3 | 1 | 4 | 0 | 227 | 36 | 36 | 0 | |
| Mu'a | 155 | 23 | 15 | 16 | 15 | 13 | 7 | 11 | 9 | 4 | 10 | 6 | 7 | 4 | 6 | 3 | 6 | 0 | 155 | 28 | 28 | 0 | |
| Tongamama'o | 179 | 23 | 19 | 18 | 23 | 13 | 11 | 8 | 7 | 11 | 7 | 13 | 7 | 2 | 6 | 2 | 9 | 0 | 179 | 29 | 29 | 0 | |
| Petani | 277 | 29 | 38 | 41 | 29 | 19 | 16 | 14 | 17 | 10 | 16 | 17 | 6 | 8 | 4 | 8 | 5 | 0 | 277 | 58 | 57 | 1 | |
| Mata'aho | 265 | 49 | 24 | 34 | 24 | 15 | 21 | 14 | 15 | 10 | 16 | 7 | 13 | 10 | 7 | 3 | 3 | 0 | 265 | 51 | 50 | 1 | |
| Ongo Niua | 1,232 | 140 | 129 | 159 | 125 | 74 | 73 | 59 | 69 | 65 | 64 | 68 | 64 | 44 | 29 | 30 | 40 | 0 | 663 | 275 | 273 | 2 | |

| Village | Total | Age groups (years) | | | | | | | | | | | | | Not stated | 21+ | Total Household | Private Households | Institutions | | | |
|--------------------|------------|--------------------|-----|-------|-------|-------|-------|-------|-------|-------|-------|-------|-------|-------|------------|-----|-----------------|--------------------|--------------|-------|-------|-----|
| | | 0-4 | 5-9 | 10-14 | 15-19 | 20-24 | 25-29 | 30-34 | 35-39 | 40-44 | 45-50 | 51-54 | 55-59 | 60-64 | | | | | | 65-69 | 70-74 | 75+ |
| Niuaotupapu | 739 | 85 | 83 | 91 | 61 | 45 | 42 | 37 | 48 | 37 | 31 | 40 | 44 | 33 | 21 | 21 | 20 | 0 | 739 | 174 | 172 | 2 |
| Hihifo | 302 | 34 | 32 | 41 | 26 | 16 | 13 | 14 | 24 | 12 | 15 | 20 | 12 | 14 | 5 | 7 | 17 | 0 | 302 | 72 | 71 | 1 |
| Vaipoa | 183 | 17 | 24 | 23 | 17 | 11 | 15 | 5 | 10 | 11 | 11 | 7 | 7 | 10 | 7 | 6 | 2 | 0 | 183 | 38 | 37 | 1 |
| Falehau | 223 | 29 | 24 | 25 | 16 | 16 | 13 | 16 | 14 | 13 | 3 | 10 | 20 | 7 | 8 | 8 | 1 | 0 | 223 | 56 | 56 | 0 |
| Tafahi | 31 | 5 | 3 | 2 | 2 | 2 | 1 | 2 | 0 | 1 | 2 | 3 | 5 | 2 | 1 | 0 | 0 | 0 | 31 | 8 | 8 | 0 |
| Niuafo'ou | 493 | 55 | 46 | 68 | 64 | 29 | 31 | 22 | 21 | 28 | 33 | 28 | 20 | 11 | 8 | 9 | 20 | 0 | 493 | 101 | 101 | 0 |
| Esia | 127 | 11 | 11 | 19 | 16 | 8 | 9 | 5 | 4 | 8 | 8 | 8 | 4 | 4 | 2 | 5 | 5 | 0 | 127 | 26 | 26 | 0 |
| Kolofo'ou | 43 | 4 | 0 | 2 | 11 | 2 | 5 | 1 | 1 | 1 | 3 | 5 | 6 | 1 | 0 | 1 | 0 | 0 | 43 | 11 | 11 | 0 |
| Sapaata | 145 | 21 | 12 | 21 | 19 | 13 | 9 | 6 | 6 | 9 | 9 | 8 | 3 | 3 | 2 | 0 | 4 | 0 | 145 | 26 | 26 | 0 |
| Fata'ulua | 64 | 6 | 6 | 10 | 7 | 3 | 2 | 2 | 1 | 2 | 6 | 5 | 3 | 1 | 2 | 2 | 6 | 0 | 64 | 13 | 13 | 0 |
| Mata'aho | 16 | 4 | 2 | 3 | 1 | 0 | 0 | 2 | 2 | 2 | 0 | 0 | 0 | 0 | 0 | 0 | 0 | 0 | 16 | 3 | 3 | 0 |
| Mu'a | 15 | 2 | 1 | 0 | 1 | 1 | 3 | 0 | 0 | 1 | 1 | 1 | 0 | 1 | 1 | 0 | 2 | 0 | 15 | 6 | 6 | 0 |
| Tongamama'o | 15 | 2 | 1 | 5 | 3 | 0 | 0 | 0 | 1 | 2 | 1 | 0 | 0 | 0 | 0 | 0 | 0 | 0 | 15 | 2 | 2 | 0 |
| Petani | 68 | 5 | 13 | 8 | 6 | 2 | 3 | 6 | 6 | 3 | 5 | 1 | 4 | 1 | 1 | 1 | 3 | 0 | 68 | 14 | 14 | 0 |

Table G 6: Total population by single year of age, sex, division

| Age | TONGA | | Tongatapu | | Vava'u | | Ha'apai | | Eua | | Ongo Niua | | | | | | | |
|--------------|----------------|---------------|---------------|---------------|---------------|---------------|---------------|--------------|--------------|--------------|--------------|--------------|--------------|--------------|--------------|--------------|------------|------------|
| | Total | Male | Female | Total | Male | Female | Total | Male | Female | Total | Male | Female | | | | | | |
| Total | 100,651 | 50,255 | 50,396 | 74,611 | 37,135 | 37,476 | 13,738 | 6,866 | 6,872 | 6,125 | 3,118 | 3,007 | 4,945 | 2,486 | 2,459 | 1,232 | 650 | 582 |
| <1 | 2,279 | 1,190 | 1,089 | 1,708 | 915 | 793 | 303 | 143 | 160 | 141 | 65 | 76 | 110 | 58 | 52 | 17 | 9 | 8 |
| 1 | 2,556 | 1,335 | 1,221 | 1,919 | 991 | 928 | 318 | 172 | 146 | 158 | 87 | 71 | 128 | 69 | 59 | 33 | 16 | 17 |
| 2 | 2,589 | 1,362 | 1,227 | 1,913 | 1,014 | 899 | 355 | 179 | 176 | 152 | 72 | 80 | 154 | 91 | 63 | 15 | 6 | 9 |
| 3 | 2,556 | 1,298 | 1,258 | 1,887 | 957 | 930 | 349 | 189 | 160 | 157 | 70 | 87 | 127 | 64 | 63 | 36 | 18 | 18 |
| 4 | 2,519 | 1,255 | 1,264 | 1,854 | 938 | 916 | 327 | 160 | 167 | 154 | 73 | 81 | 145 | 64 | 81 | 39 | 20 | 19 |
| 5 | 2,468 | 1,289 | 1,179 | 1,819 | 945 | 874 | 343 | 188 | 155 | 166 | 93 | 73 | 117 | 52 | 65 | 23 | 11 | 12 |
| 6 | 2,711 | 1,493 | 1,218 | 1,961 | 1,074 | 887 | 387 | 225 | 162 | 186 | 102 | 84 | 137 | 75 | 62 | 40 | 17 | 23 |
| 7 | 2,319 | 1,239 | 1,080 | 1,691 | 903 | 788 | 341 | 181 | 160 | 152 | 83 | 69 | 116 | 64 | 52 | 19 | 8 | 11 |
| 8 | 2,336 | 1,189 | 1,147 | 1,704 | 884 | 816 | 354 | 163 | 191 | 134 | 77 | 57 | 113 | 46 | 67 | 31 | 19 | 12 |
| 9 | 2,319 | 1,207 | 1,112 | 1,693 | 877 | 816 | 335 | 169 | 166 | 148 | 78 | 70 | 127 | 72 | 55 | 16 | 11 | 5 |
| 10 | 2,443 | 1,281 | 1,162 | 1,780 | 940 | 840 | 351 | 171 | 180 | 145 | 79 | 66 | 129 | 70 | 59 | 38 | 21 | 17 |
| 11 | 2,384 | 1,224 | 1,160 | 1,706 | 862 | 844 | 363 | 188 | 175 | 162 | 94 | 68 | 129 | 64 | 65 | 24 | 16 | 8 |
| 12 | 2,382 | 1,207 | 1,175 | 1,718 | 844 | 874 | 351 | 205 | 146 | 138 | 76 | 62 | 137 | 63 | 74 | 38 | 19 | 19 |
| 13 | 2,374 | 1,232 | 1,142 | 1,735 | 886 | 849 | 342 | 185 | 157 | 137 | 69 | 68 | 124 | 68 | 56 | 36 | 24 | 12 |
| 14 | 2,299 | 1,195 | 1,104 | 1,682 | 876 | 806 | 328 | 199 | 149 | 114 | 54 | 60 | 132 | 56 | 76 | 23 | 10 | 13 |
| 15 | 2,228 | 1,161 | 1,067 | 1,634 | 856 | 778 | 321 | 169 | 152 | 138 | 70 | 68 | 114 | 55 | 59 | 21 | 11 | 10 |
| 16 | 2,367 | 1,213 | 1,154 | 1,710 | 884 | 826 | 348 | 166 | 182 | 145 | 78 | 67 | 128 | 67 | 61 | 36 | 18 | 18 |
| 17 | 2,078 | 1,089 | 989 | 1,540 | 803 | 737 | 296 | 148 | 148 | 117 | 65 | 52 | 102 | 60 | 42 | 23 | 13 | 10 |
| 18 | 2,011 | 1,046 | 965 | 1,509 | 783 | 726 | 262 | 137 | 125 | 107 | 57 | 50 | 105 | 52 | 53 | 28 | 17 | 11 |
| 19 | 1,818 | 940 | 878 | 1,381 | 715 | 666 | 239 | 124 | 115 | 109 | 58 | 51 | 72 | 30 | 42 | 17 | 13 | 4 |
| 20 | 1,735 | 879 | 856 | 1,373 | 687 | 686 | 192 | 98 | 94 | 80 | 39 | 41 | 74 | 46 | 28 | 16 | 9 | 7 |
| 21 | 1,765 | 867 | 898 | 1,389 | 677 | 712 | 193 | 89 | 104 | 99 | 56 | 43 | 67 | 35 | 32 | 17 | 10 | 7 |
| 22 | 1,613 | 790 | 823 | 1,286 | 627 | 659 | 189 | 89 | 100 | 71 | 37 | 34 | 53 | 26 | 27 | 14 | 11 | 3 |
| 23 | 1,612 | 797 | 815 | 1,271 | 618 | 653 | 181 | 80 | 101 | 90 | 57 | 33 | 58 | 35 | 23 | 12 | 7 | 5 |
| 24 | 1,509 | 773 | 736 | 1,175 | 599 | 576 | 172 | 82 | 90 | 76 | 45 | 31 | 71 | 39 | 32 | 15 | 8 | 7 |
| 25 | 1,384 | 663 | 721 | 1,084 | 535 | 549 | 134 | 57 | 77 | 86 | 39 | 47 | 63 | 26 | 37 | 17 | 6 | 11 |
| 26 | 1,461 | 710 | 751 | 1,166 | 570 | 596 | 156 | 75 | 81 | 79 | 40 | 39 | 51 | 23 | 28 | 9 | 2 | 7 |
| 27 | 1,261 | 586 | 675 | 968 | 457 | 511 | 140 | 58 | 82 | 75 | 32 | 43 | 62 | 29 | 33 | 16 | 10 | 6 |
| 28 | 1,292 | 619 | 673 | 1,009 | 491 | 518 | 147 | 61 | 86 | 74 | 40 | 34 | 44 | 18 | 26 | 18 | 9 | 9 |
| 29 | 1,231 | 584 | 647 | 927 | 450 | 477 | 155 | 68 | 87 | 70 | 30 | 40 | 66 | 31 | 35 | 13 | 5 | 8 |
| 30 | 1,395 | 637 | 758 | 1,083 | 488 | 595 | 159 | 74 | 85 | 86 | 43 | 43 | 52 | 25 | 27 | 15 | 7 | 8 |
| 31 | 1,308 | 610 | 698 | 1,002 | 465 | 537 | 144 | 65 | 79 | 82 | 37 | 45 | 68 | 37 | 31 | 12 | 6 | 6 |
| 32 | 1,287 | 576 | 711 | 986 | 451 | 535 | 156 | 67 | 89 | 65 | 27 | 38 | 66 | 26 | 40 | 14 | 5 | 9 |
| 33 | 1,322 | 597 | 725 | 1,004 | 453 | 551 | 167 | 81 | 86 | 81 | 32 | 49 | 63 | 27 | 36 | 7 | 4 | 3 |
| 34 | 1,209 | 574 | 635 | 940 | 455 | 485 | 143 | 56 | 87 | 61 | 25 | 36 | 54 | 31 | 23 | 11 | 7 | 4 |
| 35 | 1,127 | 519 | 608 | 845 | 379 | 466 | 131 | 69 | 62 | 76 | 38 | 38 | 59 | 25 | 34 | 16 | 8 | 8 |
| 36 | 1,218 | 611 | 607 | 899 | 445 | 454 | 163 | 82 | 81 | 92 | 55 | 37 | 50 | 18 | 32 | 14 | 11 | 3 |
| 37 | 1,138 | 546 | 592 | 892 | 423 | 469 | 121 | 59 | 62 | 62 | 30 | 32 | 47 | 28 | 21 | 14 | 6 | 8 |
| 38 | 1,121 | 533 | 588 | 846 | 412 | 434 | 138 | 61 | 77 | 78 | 33 | 45 | 47 | 21 | 26 | 12 | 6 | 6 |
| 39 | 1,041 | 495 | 546 | 776 | 362 | 414 | 138 | 71 | 67 | 65 | 34 | 31 | 49 | 24 | 25 | 13 | 4 | 9 |
| 40 | 1,078 | 511 | 567 | 804 | 375 | 429 | 140 | 73 | 67 | 66 | 30 | 36 | 58 | 28 | 30 | 10 | 5 | 5 |
| 41 | 1,031 | 507 | 524 | 752 | 362 | 390 | 151 | 77 | 74 | 68 | 37 | 31 | 46 | 27 | 19 | 14 | 4 | 10 |
| 42 | 1,029 | 494 | 535 | 763 | 377 | 386 | 133 | 60 | 73 | 74 | 28 | 46 | 47 | 23 | 24 | 12 | 6 | 6 |

| Age | TONGA | | | Tongatapu | | | Vava'u | | | Ha'apai | | | Eua | | | Ongo Nua | | |
|-----|-------|-------|--------|-----------|------|--------|--------|------|--------|---------|------|--------|-------|------|--------|----------|------|--------|
| | Total | Male | Female | Total | Male | Female | Total | Male | Female | Total | Male | Female | Total | Male | Female | Total | Male | Female |
| | 43 | 1,048 | 502 | 546 | 761 | 358 | 403 | 162 | 73 | 89 | 69 | 40 | 29 | 44 | 26 | 18 | 12 | 5 |
| 44 | 1,003 | 459 | 544 | 717 | 321 | 396 | 156 | 73 | 83 | 63 | 31 | 32 | 50 | 28 | 22 | 17 | 6 | 11 |
| 45 | 1,039 | 536 | 503 | 778 | 391 | 387 | 151 | 77 | 74 | 53 | 29 | 24 | 44 | 29 | 15 | 13 | 10 | 3 |
| 46 | 1,130 | 559 | 571 | 803 | 389 | 414 | 177 | 89 | 88 | 68 | 41 | 27 | 69 | 33 | 36 | 13 | 7 | 6 |
| 47 | 1,048 | 529 | 519 | 759 | 384 | 375 | 150 | 72 | 78 | 64 | 37 | 27 | 61 | 29 | 32 | 14 | 7 | 7 |
| 48 | 1,054 | 505 | 549 | 770 | 374 | 396 | 143 | 71 | 72 | 79 | 33 | 46 | 52 | 25 | 27 | 10 | 2 | 8 |
| 49 | 910 | 471 | 439 | 666 | 338 | 328 | 135 | 78 | 57 | 49 | 22 | 27 | 46 | 24 | 22 | 14 | 9 | 5 |
| 50 | 999 | 516 | 483 | 756 | 392 | 364 | 115 | 55 | 60 | 60 | 34 | 26 | 57 | 29 | 28 | 11 | 6 | 5 |
| 51 | 897 | 474 | 423 | 643 | 333 | 310 | 141 | 79 | 62 | 52 | 29 | 23 | 44 | 22 | 22 | 17 | 11 | 6 |
| 52 | 778 | 414 | 364 | 549 | 297 | 252 | 136 | 71 | 65 | 51 | 27 | 24 | 30 | 14 | 16 | 12 | 5 | 7 |
| 53 | 728 | 356 | 372 | 525 | 257 | 268 | 117 | 59 | 58 | 42 | 19 | 23 | 30 | 11 | 19 | 14 | 10 | 4 |
| 54 | 748 | 369 | 379 | 544 | 261 | 283 | 102 | 57 | 45 | 38 | 19 | 19 | 50 | 27 | 23 | 14 | 5 | 9 |
| 55 | 653 | 329 | 324 | 449 | 227 | 222 | 101 | 51 | 50 | 49 | 26 | 23 | 40 | 19 | 21 | 14 | 6 | 8 |
| 56 | 763 | 365 | 398 | 551 | 255 | 296 | 110 | 57 | 53 | 52 | 28 | 24 | 38 | 17 | 21 | 12 | 8 | 4 |
| 57 | 644 | 305 | 339 | 485 | 235 | 250 | 84 | 32 | 52 | 31 | 15 | 16 | 29 | 14 | 15 | 15 | 9 | 6 |
| 58 | 621 | 297 | 324 | 437 | 208 | 229 | 95 | 49 | 46 | 45 | 19 | 26 | 32 | 13 | 19 | 12 | 8 | 4 |
| 59 | 573 | 275 | 298 | 424 | 193 | 231 | 73 | 39 | 34 | 39 | 21 | 18 | 26 | 13 | 13 | 11 | 9 | 2 |
| 60 | 561 | 282 | 279 | 404 | 199 | 205 | 84 | 43 | 41 | 38 | 21 | 17 | 26 | 16 | 10 | 9 | 3 | 6 |
| 61 | 559 | 268 | 291 | 392 | 188 | 204 | 77 | 36 | 41 | 48 | 24 | 24 | 31 | 16 | 15 | 11 | 4 | 7 |
| 62 | 549 | 272 | 277 | 386 | 194 | 192 | 95 | 42 | 53 | 31 | 16 | 15 | 31 | 16 | 15 | 6 | 4 | 2 |
| 63 | 530 | 261 | 269 | 387 | 192 | 195 | 74 | 31 | 43 | 33 | 18 | 15 | 24 | 15 | 9 | 12 | 5 | 7 |
| 64 | 497 | 214 | 283 | 362 | 150 | 212 | 67 | 33 | 34 | 33 | 15 | 18 | 29 | 14 | 15 | 6 | 2 | 4 |
| 65 | 433 | 205 | 228 | 307 | 142 | 165 | 62 | 30 | 32 | 33 | 15 | 18 | 22 | 11 | 11 | 9 | 7 | 2 |
| 66 | 439 | 217 | 222 | 299 | 141 | 158 | 84 | 45 | 39 | 27 | 15 | 12 | 22 | 11 | 11 | 7 | 5 | 2 |
| 67 | 359 | 165 | 194 | 245 | 114 | 131 | 65 | 30 | 35 | 27 | 12 | 15 | 18 | 6 | 12 | 4 | 3 | 1 |
| 68 | 398 | 195 | 203 | 280 | 132 | 148 | 70 | 39 | 31 | 34 | 15 | 19 | 12 | 8 | 4 | 2 | 1 | 1 |
| 69 | 401 | 186 | 215 | 273 | 120 | 153 | 72 | 35 | 37 | 25 | 13 | 12 | 24 | 13 | 11 | 7 | 5 | 2 |
| 70 | 406 | 193 | 213 | 301 | 136 | 165 | 53 | 31 | 22 | 25 | 12 | 13 | 20 | 10 | 10 | 7 | 4 | 3 |
| 71 | 385 | 181 | 204 | 263 | 122 | 141 | 69 | 34 | 35 | 27 | 12 | 15 | 20 | 10 | 10 | 6 | 3 | 3 |
| 72 | 245 | 113 | 132 | 169 | 78 | 91 | 40 | 18 | 22 | 19 | 9 | 10 | 14 | 6 | 8 | 3 | 2 | 1 |
| 73 | 281 | 121 | 160 | 192 | 81 | 111 | 42 | 20 | 22 | 29 | 11 | 18 | 16 | 8 | 8 | 2 | 1 | 1 |
| 74 | 284 | 127 | 157 | 208 | 91 | 117 | 42 | 20 | 22 | 18 | 7 | 11 | 4 | 3 | 1 | 12 | 6 | 6 |
| 75 | 275 | 123 | 152 | 181 | 78 | 103 | 47 | 28 | 19 | 29 | 10 | 19 | 15 | 7 | 8 | 3 | 0 | 3 |
| 76 | 309 | 148 | 161 | 221 | 105 | 116 | 44 | 22 | 22 | 18 | 7 | 11 | 20 | 10 | 10 | 6 | 4 | 2 |
| 77 | 239 | 109 | 130 | 178 | 82 | 96 | 31 | 12 | 19 | 21 | 12 | 9 | 4 | 2 | 2 | 5 | 1 | 4 |
| 78 | 226 | 100 | 126 | 156 | 67 | 89 | 40 | 17 | 23 | 17 | 10 | 7 | 9 | 5 | 4 | 4 | 1 | 3 |
| 79 | 201 | 95 | 106 | 135 | 57 | 78 | 34 | 16 | 18 | 13 | 8 | 5 | 16 | 11 | 5 | 3 | 3 | 0 |
| 80 | 204 | 93 | 111 | 141 | 61 | 80 | 41 | 19 | 22 | 9 | 5 | 4 | 7 | 6 | 1 | 6 | 2 | 4 |
| 81 | 145 | 58 | 87 | 101 | 41 | 60 | 27 | 10 | 17 | 8 | 2 | 6 | 7 | 3 | 4 | 2 | 2 | 0 |
| 82 | 142 | 53 | 89 | 106 | 41 | 65 | 25 | 8 | 17 | 7 | 3 | 4 | 4 | 1 | 3 | 0 | 0 | 0 |
| 83 | 99 | 49 | 50 | 68 | 31 | 37 | 21 | 13 | 8 | 3 | 2 | 1 | 4 | 3 | 1 | 3 | 0 | 3 |
| 84 | 135 | 62 | 73 | 91 | 40 | 51 | 20 | 11 | 9 | 13 | 6 | 7 | 8 | 4 | 4 | 3 | 1 | 2 |
| 85 | 117 | 43 | 74 | 86 | 29 | 57 | 19 | 8 | 11 | 4 | 1 | 3 | 5 | 2 | 3 | 3 | 3 | 0 |
| 86 | 80 | 23 | 57 | 55 | 18 | 37 | 16 | 3 | 13 | 1 | 0 | 1 | 8 | 2 | 6 | 0 | 0 | 0 |
| 87 | 69 | 24 | 45 | 52 | 21 | 31 | 11 | 2 | 9 | 4 | 1 | 3 | 2 | 0 | 2 | 0 | 0 | 0 |
| 88 | 45 | 23 | 22 | 32 | 18 | 14 | 9 | 4 | 5 | 3 | 1 | 2 | 1 | 0 | 1 | 0 | 0 | 0 |

| Age | TONGA | | Tongatapu | | Vava'u | | Ha'apai | | Eua | | Ongo Nua | | | | | | | |
|------------|-------|------|-----------|-------|--------|--------|---------|------|--------|-------|----------|--------|---|---|---|---|---|---|
| | Total | Male | Female | Total | Male | Female | Total | Male | Female | Total | Male | Female | | | | | | |
| | | | | | | | | | | | | | | | | | | |
| 89 | 47 | 14 | 33 | 31 | 9 | 22 | 7 | 2 | 5 | 3 | 1 | 2 | 6 | 2 | 4 | 0 | 0 | 0 |
| 90 | 32 | 9 | 23 | 15 | 3 | 12 | 10 | 4 | 6 | 2 | 0 | 2 | 4 | 1 | 3 | 1 | 1 | 0 |
| 91 | 21 | 6 | 15 | 13 | 3 | 10 | 6 | 2 | 4 | 0 | 0 | 0 | 1 | 0 | 1 | 1 | 1 | 0 |
| 92 | 25 | 6 | 19 | 17 | 5 | 12 | 4 | 0 | 4 | 1 | 0 | 1 | 3 | 1 | 2 | 0 | 0 | 0 |
| 93 | 12 | 3 | 9 | 8 | 2 | 6 | 2 | 1 | 1 | 1 | 0 | 1 | 1 | 0 | 1 | 0 | 0 | 0 |
| 94 | 9 | 1 | 8 | 6 | 0 | 6 | 2 | 1 | 1 | 1 | 0 | 1 | 0 | 0 | 0 | 0 | 0 | 0 |
| 95+ | 12 | 6 | 6 | 8 | 3 | 5 | 2 | 1 | 1 | 2 | 0 | 0 | 2 | 2 | 0 | 0 | 0 | 0 |
| Not Stated | 41 | 23 | 18 | 41 | 23 | 18 | 0 | 0 | 0 | 0 | 0 | 0 | 0 | 0 | 0 | 0 | 0 | 0 |

Table G 7: Total population by single year of age, sex and region

| Age | TONGA | | | Urban | | | Rural | | | Greater Nuku'alofa | | |
|--------------|----------------|---------------|---------------|---------------|---------------|---------------|---------------|---------------|---------------|--------------------|---------------|---------------|
| | Total | Male | Female | Total | Male | Female | Total | Male | Female | Total | Male | Female |
| Total | 100,651 | 50,255 | 50,396 | 23,221 | 11,529 | 11,692 | 77,430 | 38,726 | 38,704 | 35,184 | 17,490 | 17,694 |
| <1 | 2,279 | 1,190 | 1,089 | 485 | 264 | 221 | 1,794 | 926 | 868 | 773 | 424 | 349 |
| 1 | 2,556 | 1,335 | 1,221 | 549 | 268 | 281 | 2,007 | 1,067 | 940 | 864 | 440 | 424 |
| 2 | 2,589 | 1,362 | 1,227 | 542 | 281 | 261 | 2,047 | 1,081 | 966 | 859 | 445 | 414 |
| 3 | 2,556 | 1,298 | 1,258 | 541 | 270 | 271 | 2,015 | 1,028 | 987 | 862 | 441 | 421 |
| 4 | 2,519 | 1,255 | 1,264 | 531 | 274 | 257 | 1,988 | 981 | 1,007 | 848 | 424 | 424 |
| 5 | 2,468 | 1,289 | 1,179 | 499 | 268 | 231 | 1,969 | 1,021 | 948 | 802 | 420 | 382 |
| 6 | 2,711 | 1,493 | 1,218 | 575 | 327 | 248 | 2,136 | 1,166 | 970 | 865 | 485 | 380 |
| 7 | 2,319 | 1,239 | 1,080 | 498 | 259 | 239 | 1,821 | 980 | 841 | 769 | 391 | 378 |
| 8 | 2,336 | 1,189 | 1,147 | 516 | 273 | 243 | 1,820 | 916 | 904 | 784 | 419 | 365 |
| 9 | 2,319 | 1,207 | 1,112 | 469 | 224 | 245 | 1,850 | 983 | 867 | 743 | 381 | 362 |
| 10 | 2,443 | 1,281 | 1,162 | 504 | 243 | 261 | 1,939 | 1,038 | 901 | 793 | 400 | 393 |
| 11 | 2,384 | 1,224 | 1,160 | 482 | 232 | 250 | 1,902 | 992 | 910 | 755 | 374 | 381 |
| 12 | 2,382 | 1,207 | 1,175 | 520 | 238 | 282 | 1,862 | 969 | 893 | 795 | 381 | 414 |
| 13 | 2,374 | 1,232 | 1,142 | 527 | 274 | 253 | 1,847 | 958 | 889 | 800 | 404 | 396 |
| 14 | 2,299 | 1,195 | 1,104 | 485 | 257 | 228 | 1,814 | 938 | 876 | 738 | 393 | 345 |
| 15 | 2,228 | 1,161 | 1,067 | 501 | 251 | 250 | 1,727 | 910 | 817 | 750 | 378 | 372 |
| 16 | 2,367 | 1,213 | 1,154 | 491 | 250 | 241 | 1,876 | 963 | 913 | 755 | 392 | 363 |
| 17 | 2,078 | 1,089 | 989 | 495 | 270 | 225 | 1,583 | 819 | 764 | 717 | 378 | 339 |
| 18 | 2,011 | 1,046 | 965 | 452 | 252 | 200 | 1,559 | 794 | 765 | 700 | 377 | 323 |
| 19 | 1,818 | 940 | 878 | 435 | 223 | 212 | 1,383 | 717 | 666 | 683 | 345 | 338 |
| 20 | 1,735 | 879 | 856 | 432 | 212 | 220 | 1,303 | 667 | 636 | 680 | 344 | 336 |
| 21 | 1,765 | 867 | 898 | 449 | 226 | 223 | 1,316 | 641 | 675 | 656 | 322 | 334 |
| 22 | 1,613 | 790 | 823 | 394 | 194 | 200 | 1,219 | 596 | 623 | 633 | 314 | 319 |
| 23 | 1,612 | 797 | 815 | 412 | 200 | 212 | 1,200 | 597 | 603 | 613 | 305 | 308 |
| 24 | 1,509 | 773 | 736 | 383 | 197 | 186 | 1,126 | 576 | 550 | 561 | 289 | 272 |
| 25 | 1,384 | 663 | 721 | 334 | 177 | 157 | 1,050 | 486 | 564 | 518 | 269 | 249 |
| 26 | 1,461 | 710 | 751 | 407 | 203 | 204 | 1,054 | 507 | 547 | 604 | 308 | 296 |
| 27 | 1,261 | 586 | 675 | 340 | 170 | 170 | 921 | 416 | 505 | 492 | 239 | 253 |
| 28 | 1,292 | 619 | 673 | 349 | 177 | 172 | 943 | 442 | 501 | 502 | 239 | 263 |
| 29 | 1,231 | 584 | 647 | 332 | 161 | 171 | 899 | 423 | 476 | 490 | 232 | 258 |
| 30 | 1,395 | 637 | 758 | 360 | 175 | 185 | 1,035 | 462 | 573 | 529 | 245 | 284 |
| 31 | 1,308 | 610 | 698 | 338 | 159 | 179 | 970 | 451 | 519 | 498 | 237 | 261 |
| 32 | 1,287 | 576 | 711 | 322 | 154 | 168 | 965 | 422 | 543 | 496 | 240 | 256 |
| 33 | 1,322 | 597 | 725 | 318 | 150 | 168 | 1,004 | 447 | 557 | 496 | 237 | 259 |
| 34 | 1,209 | 574 | 635 | 303 | 152 | 151 | 906 | 422 | 484 | 462 | 231 | 231 |
| 35 | 1,127 | 519 | 608 | 267 | 133 | 134 | 860 | 386 | 474 | 400 | 201 | 199 |
| 36 | 1,218 | 611 | 607 | 280 | 129 | 151 | 938 | 482 | 456 | 439 | 209 | 230 |
| 37 | 1,138 | 546 | 592 | 291 | 122 | 169 | 847 | 424 | 423 | 433 | 189 | 244 |
| 38 | 1,121 | 533 | 588 | 286 | 141 | 145 | 835 | 392 | 443 | 431 | 212 | 219 |
| 39 | 1,041 | 495 | 546 | 244 | 116 | 128 | 797 | 379 | 418 | 383 | 181 | 202 |
| 40 | 1,078 | 511 | 567 | 258 | 112 | 146 | 820 | 399 | 421 | 387 | 169 | 218 |
| 41 | 1,031 | 507 | 524 | 237 | 114 | 123 | 794 | 393 | 401 | 365 | 184 | 181 |
| 42 | 1,029 | 494 | 535 | 243 | 129 | 114 | 786 | 365 | 421 | 366 | 199 | 167 |
| 43 | 1,048 | 502 | 546 | 254 | 124 | 130 | 794 | 378 | 416 | 375 | 180 | 195 |
| 44 | 1,003 | 459 | 544 | 217 | 98 | 119 | 786 | 361 | 425 | 324 | 146 | 178 |
| 45 | 1,039 | 536 | 503 | 237 | 124 | 113 | 802 | 412 | 390 | 366 | 185 | 181 |
| 46 | 1,130 | 559 | 571 | 257 | 117 | 140 | 873 | 442 | 431 | 361 | 164 | 197 |
| 47 | 1,048 | 529 | 519 | 250 | 120 | 130 | 798 | 409 | 389 | 358 | 178 | 180 |
| 48 | 1,054 | 505 | 549 | 249 | 124 | 125 | 805 | 381 | 424 | 365 | 165 | 200 |
| 49 | 910 | 471 | 439 | 227 | 120 | 107 | 683 | 351 | 332 | 333 | 173 | 160 |
| 50 | 999 | 516 | 483 | 224 | 112 | 112 | 775 | 404 | 371 | 361 | 183 | 178 |
| 51 | 897 | 474 | 423 | 217 | 114 | 103 | 680 | 360 | 320 | 306 | 151 | 155 |
| 52 | 778 | 414 | 364 | 193 | 112 | 81 | 585 | 302 | 283 | 280 | 155 | 125 |
| 53 | 728 | 356 | 372 | 192 | 91 | 101 | 536 | 265 | 271 | 267 | 125 | 142 |
| 54 | 748 | 369 | 379 | 186 | 90 | 96 | 562 | 279 | 283 | 254 | 123 | 131 |
| 55 | 653 | 329 | 324 | 156 | 76 | 80 | 497 | 253 | 244 | 223 | 110 | 113 |
| 56 | 763 | 365 | 398 | 202 | 95 | 107 | 561 | 270 | 291 | 281 | 127 | 154 |
| 57 | 644 | 305 | 339 | 141 | 67 | 74 | 503 | 238 | 265 | 218 | 103 | 115 |
| 58 | 621 | 297 | 324 | 159 | 68 | 91 | 462 | 229 | 233 | 229 | 104 | 125 |
| 59 | 573 | 275 | 298 | 145 | 63 | 82 | 428 | 212 | 216 | 220 | 97 | 123 |
| 60 | 561 | 282 | 279 | 122 | 56 | 66 | 439 | 226 | 213 | 186 | 80 | 106 |
| 61 | 559 | 268 | 291 | 128 | 61 | 67 | 431 | 207 | 224 | 199 | 89 | 110 |
| 62 | 549 | 272 | 277 | 137 | 67 | 70 | 412 | 205 | 207 | 181 | 92 | 89 |
| 63 | 530 | 261 | 269 | 128 | 64 | 64 | 402 | 197 | 205 | 191 | 101 | 90 |
| 64 | 497 | 214 | 283 | 113 | 53 | 60 | 384 | 161 | 223 | 168 | 77 | 91 |
| 65 | 433 | 205 | 228 | 98 | 47 | 51 | 335 | 158 | 177 | 147 | 68 | 79 |
| 66 | 439 | 217 | 222 | 101 | 47 | 54 | 338 | 170 | 168 | 149 | 69 | 80 |
| 67 | 359 | 165 | 194 | 89 | 36 | 53 | 270 | 129 | 141 | 123 | 57 | 66 |
| 68 | 398 | 195 | 203 | 94 | 42 | 52 | 304 | 153 | 151 | 135 | 65 | 70 |
| 69 | 401 | 186 | 215 | 92 | 43 | 49 | 309 | 143 | 166 | 132 | 57 | 75 |

| Age | TONGA | | | Urban | | | Rural | | | Greater Nuku'alofa | | |
|------------|-------|------|--------|-------|------|--------|-------|------|--------|--------------------|------|--------|
| | Total | Male | Female | Total | Male | Female | Total | Male | Female | Total | Male | Female |
| 70 | 406 | 193 | 213 | 105 | 47 | 58 | 301 | 146 | 155 | 146 | 72 | 74 |
| 71 | 385 | 181 | 204 | 74 | 36 | 38 | 311 | 145 | 166 | 120 | 53 | 67 |
| 72 | 245 | 113 | 132 | 43 | 21 | 22 | 202 | 92 | 110 | 67 | 31 | 36 |
| 73 | 281 | 121 | 160 | 64 | 30 | 34 | 217 | 91 | 126 | 100 | 44 | 56 |
| 74 | 284 | 127 | 157 | 59 | 20 | 39 | 225 | 107 | 118 | 86 | 33 | 53 |
| 75 | 275 | 123 | 152 | 57 | 28 | 29 | 218 | 95 | 123 | 93 | 41 | 52 |
| 76 | 309 | 148 | 161 | 68 | 36 | 32 | 241 | 112 | 129 | 97 | 49 | 48 |
| 77 | 239 | 109 | 130 | 53 | 21 | 32 | 186 | 88 | 98 | 76 | 31 | 45 |
| 78 | 226 | 100 | 126 | 46 | 18 | 28 | 180 | 82 | 98 | 70 | 26 | 44 |
| 79 | 201 | 95 | 106 | 45 | 18 | 27 | 156 | 77 | 79 | 72 | 33 | 39 |
| 80 | 204 | 93 | 111 | 45 | 17 | 28 | 159 | 76 | 83 | 67 | 29 | 38 |
| 81 | 145 | 58 | 87 | 31 | 17 | 14 | 114 | 41 | 73 | 47 | 20 | 27 |
| 82 | 142 | 53 | 89 | 39 | 15 | 24 | 103 | 38 | 65 | 54 | 18 | 36 |
| 83 | 99 | 49 | 50 | 25 | 7 | 18 | 74 | 42 | 32 | 33 | 11 | 22 |
| 84 | 135 | 62 | 73 | 35 | 14 | 21 | 100 | 48 | 52 | 44 | 18 | 26 |
| 85 | 117 | 43 | 74 | 31 | 7 | 24 | 86 | 36 | 50 | 43 | 11 | 32 |
| 86 | 80 | 23 | 57 | 13 | 3 | 10 | 67 | 20 | 47 | 22 | 7 | 15 |
| 87 | 69 | 24 | 45 | 14 | 3 | 11 | 55 | 21 | 34 | 24 | 9 | 15 |
| 88 | 45 | 23 | 22 | 12 | 7 | 5 | 33 | 16 | 17 | 14 | 8 | 6 |
| 89 | 47 | 14 | 33 | 8 | 3 | 5 | 39 | 11 | 28 | 13 | 5 | 8 |
| 90 | 32 | 9 | 23 | 10 | 2 | 8 | 22 | 7 | 15 | 11 | 2 | 9 |
| 91 | 21 | 6 | 15 | 8 | 2 | 6 | 13 | 4 | 9 | 10 | 3 | 7 |
| 92 | 25 | 6 | 19 | 3 | 0 | 3 | 22 | 6 | 16 | 3 | 0 | 3 |
| 93 | 12 | 3 | 9 | 4 | 1 | 3 | 8 | 2 | 6 | 4 | 1 | 3 |
| 94 | 9 | 1 | 8 | 2 | 0 | 2 | 7 | 1 | 6 | 2 | 0 | 2 |
| 95+ | 12 | 6 | 6 | 2 | 1 | 1 | 10 | 5 | 5 | 4 | 1 | 3 |
| Not Stated | 41 | 23 | 18 | 41 | 23 | 18 | 0 | 0 | 0 | 41 | 23 | 18 |

Table G 8: Tongan (Tongan & Part-Tongan ethnic origin) by single year of age, sex and division

| Age | TONGA | | Tongatapu | | Vava'u | | Ha'apai | | Eua | | Ongo Niua | | | | | | | |
|--------------|---------------|---------------|---------------|---------------|---------------|---------------|---------------|--------------|--------------|--------------|--------------|--------------|--------------|--------------|--------------|--------------|------------|------------|
| | Total | Male | Female | Total | Male | Female | Total | Male | Female | Total | Male | Female | | | | | | |
| TOTAL | 98,455 | 49,008 | 49,447 | 72,723 | 36,057 | 36,666 | 13,540 | 6,752 | 6,788 | 6,053 | 3,080 | 2,973 | 4,911 | 2,471 | 2,440 | 1,228 | 648 | 580 |
| <1 | 2,259 | 1,178 | 1,081 | 1,690 | 904 | 786 | 301 | 142 | 159 | 141 | 65 | 76 | 110 | 58 | 52 | 17 | 9 | 8 |
| 1 | 2,537 | 1,329 | 1,208 | 1,903 | 986 | 917 | 315 | 171 | 144 | 158 | 87 | 71 | 128 | 69 | 59 | 33 | 16 | 17 |
| 2 | 2,559 | 1,345 | 1,214 | 1,888 | 1,000 | 888 | 352 | 178 | 174 | 151 | 71 | 80 | 154 | 91 | 63 | 14 | 5 | 9 |
| 3 | 2,532 | 1,283 | 1,249 | 1,865 | 943 | 922 | 348 | 189 | 159 | 157 | 70 | 87 | 126 | 63 | 63 | 36 | 18 | 18 |
| 4 | 2,499 | 1,245 | 1,254 | 1,835 | 929 | 906 | 326 | 159 | 167 | 154 | 73 | 81 | 145 | 64 | 81 | 39 | 20 | 19 |
| 5 | 2,451 | 1,281 | 1,170 | 1,803 | 938 | 865 | 343 | 188 | 155 | 165 | 92 | 73 | 117 | 52 | 65 | 23 | 11 | 12 |
| 6 | 2,695 | 1,481 | 1,214 | 1,948 | 1,064 | 884 | 385 | 223 | 162 | 186 | 102 | 84 | 137 | 75 | 62 | 39 | 17 | 22 |
| 7 | 2,308 | 1,232 | 1,076 | 1,680 | 896 | 784 | 341 | 181 | 160 | 152 | 83 | 69 | 116 | 64 | 52 | 19 | 8 | 11 |
| 8 | 2,320 | 1,181 | 1,139 | 1,690 | 877 | 813 | 353 | 162 | 191 | 133 | 77 | 56 | 113 | 46 | 67 | 31 | 19 | 12 |
| 9 | 2,302 | 1,196 | 1,106 | 1,677 | 866 | 811 | 334 | 169 | 165 | 148 | 78 | 70 | 127 | 72 | 55 | 16 | 11 | 5 |
| 10 | 2,421 | 1,271 | 1,150 | 1,761 | 931 | 830 | 349 | 170 | 179 | 144 | 79 | 65 | 129 | 70 | 59 | 38 | 21 | 17 |
| 11 | 2,370 | 1,216 | 1,154 | 1,695 | 856 | 839 | 362 | 187 | 175 | 161 | 93 | 68 | 128 | 64 | 64 | 24 | 16 | 8 |
| 12 | 2,356 | 1,195 | 1,161 | 1,694 | 834 | 860 | 349 | 203 | 146 | 138 | 76 | 62 | 137 | 63 | 74 | 38 | 19 | 19 |
| 13 | 2,360 | 1,226 | 1,134 | 1,722 | 880 | 842 | 341 | 185 | 156 | 137 | 69 | 68 | 124 | 68 | 56 | 36 | 24 | 12 |
| 14 | 2,287 | 1,187 | 1,100 | 1,673 | 870 | 803 | 346 | 198 | 148 | 114 | 54 | 60 | 131 | 55 | 76 | 23 | 10 | 13 |
| 15 | 2,208 | 1,150 | 1,058 | 1,617 | 846 | 771 | 319 | 168 | 151 | 137 | 70 | 67 | 114 | 55 | 59 | 21 | 11 | 10 |
| 16 | 2,349 | 1,203 | 1,146 | 1,696 | 876 | 820 | 345 | 165 | 180 | 145 | 78 | 67 | 127 | 66 | 61 | 36 | 18 | 18 |
| 17 | 2,056 | 1,074 | 982 | 1,522 | 791 | 731 | 296 | 148 | 148 | 115 | 63 | 52 | 100 | 59 | 41 | 23 | 13 | 10 |
| 18 | 1,978 | 1,023 | 955 | 1,482 | 764 | 718 | 260 | 135 | 125 | 103 | 55 | 48 | 105 | 52 | 53 | 28 | 17 | 11 |
| 19 | 1,793 | 927 | 866 | 1,360 | 704 | 656 | 237 | 123 | 114 | 107 | 57 | 50 | 72 | 30 | 42 | 17 | 13 | 4 |
| 20 | 1,716 | 866 | 850 | 1,357 | 676 | 681 | 190 | 97 | 93 | 79 | 38 | 41 | 74 | 46 | 28 | 16 | 9 | 7 |
| 21 | 1,735 | 852 | 883 | 1,364 | 664 | 700 | 191 | 89 | 102 | 96 | 54 | 42 | 67 | 35 | 32 | 17 | 10 | 7 |
| 22 | 1,577 | 766 | 811 | 1,258 | 609 | 649 | 184 | 84 | 100 | 69 | 36 | 33 | 52 | 26 | 26 | 14 | 11 | 3 |
| 23 | 1,579 | 781 | 798 | 1,243 | 605 | 638 | 177 | 78 | 99 | 90 | 57 | 33 | 57 | 34 | 23 | 12 | 7 | 5 |
| 24 | 1,478 | 755 | 723 | 1,150 | 584 | 566 | 171 | 81 | 90 | 74 | 43 | 31 | 68 | 39 | 29 | 15 | 8 | 7 |
| 25 | 1,348 | 641 | 707 | 1,054 | 517 | 537 | 129 | 53 | 76 | 85 | 39 | 46 | 63 | 26 | 37 | 17 | 6 | 11 |
| 26 | 1,417 | 691 | 726 | 1,129 | 553 | 576 | 151 | 74 | 77 | 77 | 39 | 38 | 51 | 23 | 28 | 9 | 2 | 7 |
| 27 | 1,212 | 560 | 652 | 926 | 433 | 493 | 138 | 58 | 80 | 72 | 31 | 41 | 60 | 28 | 32 | 16 | 10 | 6 |

| Age | TONGA | | Tongatapu | | Vava'u | | Ha'apai | | Eua | | Ongo Niua | | | | | | | |
|-----|-------|------|-----------|-------|--------|--------|---------|------|--------|-------|-----------|--------|----|----|----|----|----|----|
| | Total | Male | Female | Total | Male | Female | Total | Male | Female | Total | Male | Female | | | | | | |
| | | | | | | | | | | | | | | | | | | |
| 28 | 1,233 | 591 | 642 | 960 | 465 | 495 | 142 | 60 | 82 | 71 | 39 | 32 | 42 | 18 | 24 | 18 | 9 | 9 |
| 29 | 1,184 | 565 | 619 | 888 | 432 | 456 | 153 | 67 | 86 | 68 | 30 | 38 | 62 | 31 | 31 | 62 | 31 | 8 |
| 30 | 1,345 | 613 | 732 | 1,039 | 467 | 572 | 154 | 72 | 82 | 85 | 42 | 43 | 52 | 25 | 27 | 52 | 25 | 8 |
| 31 | 1,260 | 588 | 672 | 959 | 446 | 513 | 140 | 63 | 77 | 82 | 37 | 45 | 67 | 36 | 31 | 67 | 36 | 6 |
| 32 | 1,237 | 552 | 685 | 944 | 430 | 514 | 151 | 65 | 86 | 65 | 27 | 38 | 63 | 25 | 38 | 63 | 25 | 9 |
| 33 | 1,272 | 567 | 705 | 962 | 430 | 532 | 162 | 77 | 85 | 79 | 30 | 49 | 62 | 26 | 36 | 62 | 26 | 3 |
| 34 | 1,165 | 550 | 615 | 903 | 434 | 469 | 138 | 54 | 84 | 60 | 25 | 35 | 53 | 30 | 23 | 53 | 30 | 4 |
| 35 | 1,084 | 497 | 587 | 810 | 360 | 450 | 130 | 68 | 62 | 72 | 37 | 35 | 58 | 25 | 33 | 58 | 25 | 7 |
| 36 | 1,178 | 586 | 592 | 867 | 427 | 440 | 159 | 78 | 81 | 89 | 53 | 36 | 49 | 17 | 32 | 49 | 17 | 3 |
| 37 | 1,096 | 519 | 577 | 853 | 397 | 456 | 119 | 59 | 60 | 61 | 29 | 32 | 49 | 28 | 21 | 49 | 28 | 8 |
| 38 | 1,071 | 504 | 567 | 799 | 384 | 415 | 136 | 60 | 76 | 78 | 33 | 45 | 46 | 21 | 25 | 46 | 21 | 6 |
| 39 | 993 | 466 | 527 | 732 | 336 | 396 | 135 | 68 | 67 | 64 | 34 | 30 | 49 | 24 | 25 | 49 | 24 | 9 |
| 40 | 1,031 | 491 | 540 | 761 | 357 | 404 | 138 | 72 | 66 | 65 | 30 | 35 | 57 | 27 | 30 | 57 | 27 | 5 |
| 41 | 989 | 485 | 504 | 719 | 346 | 373 | 144 | 72 | 72 | 66 | 36 | 30 | 46 | 27 | 19 | 46 | 27 | 10 |
| 42 | 994 | 470 | 524 | 731 | 354 | 377 | 132 | 59 | 73 | 72 | 28 | 44 | 47 | 23 | 24 | 47 | 23 | 6 |
| 43 | 1,002 | 477 | 525 | 719 | 334 | 385 | 159 | 72 | 87 | 68 | 40 | 28 | 44 | 26 | 18 | 44 | 26 | 7 |
| 44 | 960 | 438 | 522 | 678 | 302 | 376 | 153 | 72 | 81 | 62 | 30 | 32 | 50 | 28 | 22 | 50 | 28 | 11 |
| 45 | 990 | 509 | 481 | 734 | 365 | 369 | 149 | 77 | 72 | 51 | 29 | 22 | 43 | 28 | 15 | 43 | 28 | 3 |
| 46 | 1,086 | 530 | 556 | 768 | 365 | 403 | 171 | 86 | 85 | 65 | 39 | 26 | 69 | 33 | 36 | 69 | 33 | 6 |
| 47 | 1,011 | 503 | 508 | 725 | 360 | 365 | 148 | 70 | 78 | 64 | 37 | 27 | 60 | 29 | 31 | 60 | 29 | 7 |
| 48 | 1,009 | 481 | 528 | 731 | 352 | 379 | 139 | 70 | 69 | 77 | 32 | 45 | 52 | 25 | 27 | 52 | 25 | 8 |
| 49 | 876 | 444 | 432 | 641 | 319 | 322 | 128 | 72 | 56 | 47 | 20 | 27 | 46 | 24 | 22 | 46 | 24 | 5 |
| 50 | 961 | 487 | 474 | 719 | 364 | 355 | 114 | 54 | 60 | 60 | 34 | 26 | 57 | 29 | 28 | 57 | 29 | 5 |
| 51 | 861 | 451 | 410 | 612 | 313 | 299 | 137 | 77 | 60 | 52 | 29 | 23 | 43 | 21 | 22 | 43 | 21 | 6 |
| 52 | 742 | 394 | 348 | 516 | 278 | 238 | 135 | 71 | 64 | 50 | 26 | 24 | 29 | 14 | 15 | 29 | 14 | 7 |
| 53 | 703 | 341 | 362 | 503 | 243 | 260 | 114 | 58 | 56 | 42 | 19 | 23 | 30 | 11 | 19 | 30 | 11 | 4 |
| 54 | 721 | 352 | 369 | 519 | 246 | 273 | 100 | 55 | 45 | 38 | 19 | 19 | 50 | 27 | 23 | 50 | 27 | 9 |
| 55 | 622 | 313 | 309 | 426 | 217 | 209 | 93 | 45 | 48 | 49 | 26 | 23 | 40 | 19 | 21 | 40 | 19 | 8 |
| 56 | 727 | 346 | 381 | 519 | 240 | 279 | 107 | 54 | 53 | 51 | 27 | 24 | 38 | 17 | 21 | 38 | 17 | 4 |
| 57 | 620 | 291 | 329 | 464 | 222 | 242 | 81 | 31 | 50 | 31 | 15 | 16 | 29 | 14 | 15 | 29 | 14 | 6 |

| Age | TONGA | | Tongatapu | | Vava'u | | Ha'apai | | Eua | | Ongo Niua | | | | | | | |
|-----|-------|------|-----------|-------|--------|--------|---------|------|--------|-------|-----------|--------|----|----|----|----|---|---|
| | Total | Male | Female | Total | Male | Female | Total | Male | Female | Total | Male | Female | | | | | | |
| | | | | | | | | | | | | | | | | | | |
| 58 | 592 | 283 | 309 | 411 | 194 | 217 | 92 | 49 | 43 | 45 | 19 | 26 | 32 | 13 | 19 | 12 | 8 | 4 |
| 59 | 561 | 268 | 293 | 412 | 186 | 226 | 73 | 39 | 34 | 39 | 21 | 18 | 26 | 13 | 13 | 11 | 9 | 2 |
| 60 | 545 | 273 | 272 | 393 | 194 | 199 | 81 | 41 | 40 | 36 | 19 | 17 | 26 | 16 | 10 | 9 | 3 | 6 |
| 61 | 533 | 255 | 278 | 372 | 178 | 194 | 74 | 34 | 40 | 45 | 23 | 22 | 31 | 16 | 15 | 11 | 4 | 7 |
| 62 | 526 | 254 | 272 | 369 | 180 | 189 | 91 | 40 | 51 | 30 | 15 | 15 | 30 | 15 | 15 | 6 | 4 | 2 |
| 63 | 521 | 253 | 268 | 381 | 186 | 195 | 71 | 29 | 42 | 33 | 18 | 15 | 24 | 15 | 9 | 12 | 5 | 7 |
| 64 | 463 | 196 | 267 | 332 | 135 | 197 | 63 | 30 | 33 | 33 | 15 | 18 | 29 | 14 | 15 | 6 | 2 | 4 |
| 65 | 423 | 199 | 224 | 299 | 138 | 161 | 60 | 28 | 32 | 33 | 15 | 18 | 22 | 11 | 11 | 9 | 7 | 2 |
| 66 | 430 | 211 | 219 | 294 | 137 | 157 | 81 | 43 | 38 | 26 | 15 | 11 | 22 | 11 | 11 | 7 | 5 | 2 |
| 67 | 348 | 156 | 192 | 235 | 106 | 129 | 64 | 29 | 35 | 27 | 12 | 15 | 18 | 6 | 12 | 4 | 3 | 1 |
| 68 | 394 | 192 | 202 | 276 | 129 | 147 | 70 | 39 | 31 | 34 | 15 | 19 | 12 | 8 | 4 | 2 | 1 | 1 |
| 69 | 392 | 179 | 213 | 266 | 115 | 151 | 70 | 33 | 37 | 25 | 13 | 12 | 24 | 13 | 11 | 7 | 5 | 2 |
| 70 | 403 | 192 | 211 | 299 | 135 | 164 | 52 | 31 | 21 | 25 | 12 | 13 | 20 | 10 | 10 | 7 | 4 | 3 |
| 71 | 377 | 174 | 203 | 258 | 118 | 140 | 66 | 31 | 35 | 27 | 12 | 15 | 20 | 10 | 10 | 6 | 3 | 3 |
| 72 | 243 | 112 | 131 | 167 | 77 | 90 | 40 | 18 | 22 | 19 | 9 | 10 | 14 | 6 | 8 | 3 | 2 | 1 |
| 73 | 278 | 119 | 159 | 189 | 79 | 110 | 42 | 20 | 22 | 29 | 11 | 18 | 16 | 8 | 8 | 2 | 1 | 1 |
| 74 | 279 | 123 | 156 | 204 | 88 | 116 | 41 | 19 | 22 | 18 | 7 | 11 | 4 | 3 | 1 | 12 | 6 | 6 |
| 75 | 272 | 120 | 152 | 179 | 76 | 103 | 46 | 27 | 19 | 29 | 10 | 19 | 15 | 7 | 8 | 3 | 0 | 3 |
| 76 | 306 | 147 | 159 | 218 | 104 | 114 | 44 | 22 | 22 | 18 | 7 | 11 | 20 | 10 | 10 | 6 | 4 | 2 |
| 77 | 237 | 107 | 130 | 176 | 80 | 96 | 31 | 12 | 19 | 21 | 12 | 9 | 4 | 2 | 2 | 5 | 1 | 4 |
| 78 | 221 | 95 | 126 | 152 | 63 | 89 | 40 | 17 | 23 | 16 | 9 | 7 | 9 | 5 | 4 | 4 | 1 | 3 |
| 79 | 199 | 94 | 105 | 133 | 56 | 77 | 34 | 16 | 18 | 13 | 8 | 5 | 16 | 11 | 5 | 3 | 3 | 0 |
| 80 | 204 | 93 | 111 | 141 | 61 | 80 | 41 | 19 | 22 | 9 | 5 | 4 | 7 | 6 | 1 | 6 | 2 | 4 |
| 81 | 142 | 57 | 85 | 98 | 40 | 58 | 27 | 10 | 17 | 8 | 2 | 6 | 7 | 3 | 4 | 2 | 2 | 0 |
| 82 | 141 | 52 | 89 | 105 | 40 | 65 | 25 | 8 | 17 | 7 | 3 | 4 | 4 | 1 | 3 | 0 | 0 | 0 |
| 83 | 98 | 48 | 50 | 67 | 30 | 37 | 21 | 13 | 8 | 3 | 2 | 1 | 4 | 3 | 1 | 3 | 0 | 3 |
| 84 | 134 | 61 | 73 | 90 | 39 | 51 | 20 | 11 | 9 | 13 | 6 | 7 | 8 | 4 | 4 | 3 | 1 | 2 |
| 85 | 117 | 43 | 74 | 86 | 29 | 57 | 19 | 8 | 11 | 4 | 1 | 3 | 5 | 2 | 3 | 3 | 3 | 0 |
| 86 | 80 | 23 | 57 | 55 | 18 | 37 | 16 | 3 | 13 | 1 | 0 | 1 | 8 | 2 | 6 | 0 | 0 | 0 |
| 87 | 69 | 24 | 45 | 52 | 21 | 31 | 11 | 2 | 9 | 4 | 1 | 3 | 2 | 0 | 2 | 0 | 0 | 0 |

| Age | TONGA | | Tongatapu | | Vava'u | | Ha'apai | | Eua | | Ongo Niua | | | | | |
|------------|-------|------|-----------|-------|--------|--------|---------|------|--------|-------|-----------|--------|---|---|---|---|
| | Total | Male | Female | Total | Male | Female | Total | Male | Female | Total | Male | Female | | | | |
| 88 | 44 | 23 | 21 | 32 | 18 | 14 | 8 | 4 | 4 | 3 | 1 | 2 | 1 | 0 | 0 | 0 |
| 89 | 47 | 14 | 33 | 31 | 9 | 22 | 7 | 2 | 5 | 3 | 1 | 2 | 2 | 4 | 0 | 0 |
| 90 | 32 | 9 | 23 | 15 | 3 | 12 | 10 | 4 | 6 | 2 | 0 | 2 | 1 | 3 | 1 | 0 |
| 91 | 20 | 6 | 14 | 13 | 3 | 10 | 5 | 2 | 3 | 0 | 0 | 0 | 1 | 0 | 1 | 0 |
| 92 | 25 | 6 | 19 | 17 | 5 | 12 | 4 | 0 | 4 | 1 | 0 | 1 | 1 | 2 | 0 | 0 |
| 93 | 12 | 3 | 9 | 8 | 2 | 6 | 2 | 1 | 1 | 1 | 0 | 1 | 0 | 1 | 0 | 0 |
| 94 | 9 | 1 | 8 | 6 | 0 | 6 | 2 | 1 | 1 | 1 | 0 | 1 | 0 | 0 | 0 | 0 |
| 95+ | 12 | 6 | 6 | 8 | 3 | 5 | 2 | 1 | 1 | 0 | 0 | 0 | 2 | 2 | 0 | 0 |
| Not Stated | 1 | 1 | 0 | 1 | 1 | 0 | 0 | 0 | 0 | 0 | 0 | 0 | 0 | 0 | 0 | 0 |

Table G 9: Total Population by 5-year age groups, sex by division and region

| Age/Sex | Total | Tongatapu | Vava'u | Ha'apai | 'Eua | Ongo Niua | Urban | Rural | Grt Nuku'alofa |
|---------------|----------------|---------------|---------------|--------------|--------------|--------------|---------------|---------------|----------------|
| Total | 100,651 | 74,611 | 13,738 | 6,125 | 4,945 | 1,232 | 23,221 | 77,430 | 35,184 |
| < 5 | 12,499 | 9,281 | 1,652 | 762 | 664 | 140 | 2,648 | 9,851 | 4,206 |
| 5-9 | 12,153 | 8,868 | 1,760 | 786 | 610 | 129 | 2,557 | 9,596 | 3,963 |
| 10-14 | 11,882 | 8,621 | 1,755 | 696 | 651 | 159 | 2,518 | 9,364 | 3,881 |
| 15-19 | 10,502 | 7,774 | 1,466 | 616 | 521 | 125 | 2,374 | 8,128 | 3,605 |
| 20-24 | 8,234 | 6,494 | 927 | 416 | 323 | 74 | 2,070 | 6,164 | 3,143 |
| 25-29 | 6,629 | 5,154 | 732 | 384 | 286 | 73 | 1,762 | 4,867 | 2,606 |
| 30-34 | 6,521 | 5,015 | 769 | 375 | 303 | 59 | 1,641 | 4,880 | 2,481 |
| 35-39 | 5,645 | 4,258 | 691 | 373 | 254 | 69 | 1,368 | 4,277 | 2,086 |
| 40-44 | 5,189 | 3,797 | 742 | 340 | 245 | 65 | 1,209 | 3,980 | 1,817 |
| 45-49 | 5,181 | 3,776 | 756 | 313 | 272 | 64 | 1,220 | 3,961 | 1,783 |
| 50-54 | 4,150 | 3,017 | 611 | 243 | 211 | 68 | 1,012 | 3,138 | 1,468 |
| 55-60 | 3,254 | 2,346 | 463 | 216 | 165 | 64 | 803 | 2,451 | 1,171 |
| 60-64 | 2,696 | 1,931 | 397 | 183 | 141 | 44 | 628 | 2,068 | 925 |
| 65-69 | 2,030 | 1,404 | 353 | 146 | 98 | 29 | 474 | 1,556 | 686 |
| 70-74 | 1,601 | 1,133 | 246 | 118 | 74 | 30 | 345 | 1,256 | 519 |
| 75+ | 2,444 | 1,701 | 418 | 158 | 127 | 40 | 551 | 1,893 | 803 |
| Not Stated | 41 | 41 | 0 | 0 | 0 | 0 | 41 | 0 | 41 |
| Male | 50,255 | 37,135 | 6,866 | 3,118 | 2,486 | 650 | 11,529 | 38,726 | 17,490 |
| < 5 | 6,440 | 4,815 | 843 | 367 | 346 | 69 | 1,357 | 5,083 | 2,174 |
| 5-9 | 6,417 | 4,683 | 926 | 433 | 309 | 66 | 1,351 | 5,066 | 2,096 |
| 10-14 | 6,139 | 4,408 | 948 | 372 | 321 | 90 | 1,244 | 4,895 | 1,952 |
| 15-19 | 5,449 | 4,041 | 744 | 328 | 264 | 72 | 1,246 | 4,203 | 1,870 |
| 20-24 | 4,106 | 3,208 | 438 | 234 | 181 | 45 | 1,029 | 3,077 | 1,574 |
| 25-29 | 3,162 | 2,503 | 319 | 181 | 127 | 32 | 888 | 2,274 | 1,287 |
| 30-34 | 2,994 | 2,312 | 343 | 164 | 146 | 29 | 790 | 2,204 | 1,190 |
| 35-39 | 2,704 | 2,021 | 342 | 190 | 116 | 35 | 641 | 2,063 | 992 |
| 40-44 | 2,473 | 1,793 | 356 | 166 | 132 | 26 | 577 | 1,896 | 878 |
| 45-49 | 2,600 | 1,876 | 387 | 162 | 140 | 35 | 605 | 1,995 | 865 |
| 50-54 | 2,129 | 1,540 | 321 | 128 | 103 | 37 | 519 | 1,610 | 737 |
| 55-60 | 1,571 | 1,118 | 228 | 109 | 76 | 40 | 369 | 1,202 | 541 |
| 60-64 | 1,297 | 923 | 185 | 94 | 77 | 18 | 301 | 996 | 439 |
| 65-69 | 968 | 649 | 179 | 70 | 49 | 21 | 215 | 753 | 316 |
| 70-74 | 735 | 508 | 123 | 51 | 37 | 16 | 154 | 581 | 233 |
| 75+ | 1,048 | 714 | 184 | 69 | 62 | 19 | 220 | 828 | 323 |
| Not Stated | 23 | 23 | 0 | 0 | 0 | 0 | 23 | 0 | 23 |
| Female | 50,396 | 37,476 | 6,872 | 3,007 | 2,459 | 582 | 11,692 | 38,704 | 17,694 |
| < 5 | 6,059 | 4,466 | 809 | 395 | 318 | 71 | 1,291 | 4,768 | 2,032 |
| 5-9 | 5,736 | 4,185 | 834 | 353 | 301 | 63 | 1,206 | 4,530 | 1,867 |
| 10-14 | 5,743 | 4,213 | 807 | 324 | 330 | 69 | 1,274 | 4,469 | 1,929 |
| 15-19 | 5,053 | 3,733 | 722 | 288 | 257 | 53 | 1,128 | 3,925 | 1,735 |
| 20-24 | 4,128 | 3,286 | 489 | 182 | 142 | 29 | 1,041 | 3,087 | 1,569 |
| 25-29 | 3,467 | 2,651 | 413 | 203 | 159 | 41 | 874 | 2,593 | 1,319 |
| 30-34 | 3,527 | 2,703 | 426 | 211 | 157 | 30 | 851 | 2,676 | 1,291 |
| 35-39 | 2,941 | 2,237 | 349 | 183 | 138 | 34 | 727 | 2,214 | 1,094 |
| 40-44 | 2,716 | 2,004 | 386 | 174 | 113 | 39 | 632 | 2,084 | 939 |
| 45-49 | 2,581 | 1,900 | 369 | 151 | 132 | 29 | 615 | 1,966 | 918 |
| 50-54 | 2,021 | 1,477 | 290 | 115 | 108 | 31 | 493 | 1,528 | 731 |
| 55-60 | 1,683 | 1,228 | 235 | 107 | 89 | 24 | 434 | 1,249 | 630 |
| 60-64 | 1,399 | 1,008 | 212 | 89 | 64 | 26 | 327 | 1,072 | 486 |
| 65-69 | 1,062 | 755 | 174 | 76 | 49 | 8 | 259 | 803 | 370 |
| 70-74 | 866 | 625 | 123 | 67 | 37 | 14 | 191 | 675 | 286 |
| 75+ | 1,396 | 987 | 234 | 89 | 65 | 21 | 331 | 1,065 | 480 |
| Not Stated | 18 | 18 | 0 | 0 | 0 | 0 | 18 | 0 | 18 |

Table G 10: Total population by ethnic origin, sex, region and division

| Sex /Island | Total | Tongan | Part-Tongan | European | Fijian | Indo-Fijian | Chinese | Other Pacific | Other Asia | Not elsewhere | Other | Not Stated |
|--------------------|----------------|---------------|-------------|------------|------------|-------------|------------|---------------|------------|---------------|------------|------------|
| Total | 100,651 | 97,662 | 793 | 251 | 306 | 117 | 731 | 201 | 192 | 70 | 302 | 26 |
| Urban | 23,221 | 21,873 | 244 | 74 | 191 | 80 | 369 | 67 | 133 | 35 | 129 | 26 |
| Rural | 77,430 | 75,789 | 549 | 177 | 115 | 37 | 362 | 134 | 59 | 35 | 173 | 0 |
| Greater Nuku'alofa | 35,184 | 33,412 | 357 | 102 | 234 | 95 | 470 | 100 | 159 | 39 | 190 | 26 |
| Tongatapu | 74,611 | 72,057 | 666 | 150 | 285 | 109 | 670 | 168 | 176 | 53 | 251 | 26 |
| Vava'u | 13,738 | 13,448 | 92 | 74 | 17 | 3 | 28 | 24 | 10 | 15 | 27 | 0 |
| Ha'apai | 6,125 | 6,028 | 25 | 22 | 2 | 1 | 23 | 4 | 1 | 1 | 18 | 0 |
| 'Eua | 4,945 | 4,903 | 8 | 5 | 2 | 2 | 9 | 4 | 5 | 1 | 6 | 0 |
| Ongo Niua | 1,232 | 1,226 | 2 | 0 | 0 | 2 | 1 | 1 | 0 | 0 | 0 | 0 |
| Male | 50,255 | 48,591 | 417 | 154 | 122 | 67 | 462 | 104 | 133 | 32 | 158 | 15 |
| Urban | 11,529 | 10,762 | 134 | 47 | 68 | 46 | 238 | 32 | 100 | 16 | 71 | 15 |
| Rural | 38,726 | 37,829 | 283 | 107 | 54 | 21 | 224 | 72 | 33 | 16 | 87 | 0 |
| Greater Nuku'alofa | 17,490 | 16,498 | 182 | 65 | 89 | 56 | 299 | 49 | 115 | 17 | 105 | 15 |
| Tongatapu | 37,135 | 35,713 | 344 | 95 | 113 | 62 | 423 | 88 | 123 | 24 | 135 | 15 |
| Vava'u | 6,866 | 6,698 | 54 | 45 | 8 | 3 | 20 | 12 | 6 | 7 | 13 | 0 |
| Ha'apai | 3,118 | 3,066 | 14 | 11 | 0 | 1 | 14 | 3 | 1 | 1 | 7 | 0 |
| 'Eua | 2,486 | 2,467 | 4 | 3 | 1 | 0 | 4 | 1 | 3 | 0 | 3 | 0 |
| Ongo Niua | 650 | 647 | 1 | 0 | 0 | 1 | 1 | 0 | 0 | 0 | 0 | 0 |
| Female | 50,396 | 49,071 | 376 | 97 | 184 | 50 | 269 | 97 | 59 | 38 | 144 | 11 |
| Urban | 11,692 | 11,111 | 110 | 27 | 123 | 34 | 131 | 35 | 33 | 19 | 58 | 11 |
| Rural | 38,704 | 37,960 | 266 | 70 | 61 | 16 | 138 | 62 | 26 | 19 | 86 | 0 |
| Greater Nuku'alofa | 17,694 | 16,914 | 175 | 37 | 145 | 39 | 171 | 51 | 44 | 22 | 85 | 11 |
| Tongatapu | 37,476 | 36,344 | 322 | 55 | 172 | 47 | 247 | 80 | 53 | 29 | 116 | 11 |
| Vava'u | 6,872 | 6,750 | 38 | 29 | 9 | 0 | 8 | 12 | 4 | 8 | 14 | 0 |
| Ha'apai | 3,007 | 2,962 | 11 | 11 | 2 | 0 | 9 | 1 | 0 | 0 | 11 | 0 |
| 'Eua | 2,459 | 2,436 | 4 | 2 | 1 | 2 | 5 | 3 | 2 | 1 | 3 | 0 |
| Ongo Niua | 582 | 579 | 1 | 0 | 0 | 1 | 0 | 1 | 0 | 0 | 0 | 0 |

Table G 11: Total Population by ethnic origin and household type

| Household Type | Total | Tongan | Part-Tongan | European | Fijian | Fijian Indian | Chinese | Other Pacific Island | Other Asian | Not elsewhere classified | Other | Not Stated |
|-------------------|----------------|---------------|-------------|------------|------------|---------------|------------|----------------------|-------------|--------------------------|------------|------------|
| Total | 100,651 | 97,662 | 793 | 251 | 306 | 117 | 731 | 201 | 192 | 70 | 302 | 26 |
| Private household | 99,600 | 97,080 | 768 | 170 | 287 | 91 | 606 | 184 | 106 | 30 | 278 | 0 |
| Institution | 1,051 | 582 | 25 | 81 | 19 | 26 | 125 | 17 | 86 | 40 | 24 | 26 |

Table G 12: Total Population by ethnic origin, 5 year age groups and sex

| Age | Total | Tongan | Part-Tongan | European | Fijian | Fijian Indian | Chinese | Other Pacific | Other Asian | Not elsewhere classified | Other | Not Stated |
|---------------|----------------|---------------|-------------|------------|------------|---------------|------------|---------------|-------------|--------------------------|------------|------------|
| Total | 100,651 | 97,662 | 793 | 251 | 306 | 117 | 731 | 201 | 192 | 70 | 302 | 26 |
| 0-4 | 12,499 | 12,229 | 157 | 9 | 19 | 13 | 40 | 13 | 3 | 1 | 15 | 0 |
| 5-9 | 12,153 | 11,916 | 160 | 12 | 15 | 6 | 9 | 8 | 5 | 2 | 20 | 0 |
| 10-14 | 11,882 | 11,658 | 136 | 19 | 16 | 4 | 6 | 12 | 4 | 3 | 24 | 0 |
| 15-19 | 10,502 | 10,294 | 90 | 7 | 15 | 10 | 33 | 14 | 8 | 8 | 23 | 0 |
| 20-24 | 8,234 | 8,029 | 56 | 17 | 11 | 8 | 58 | 11 | 14 | 6 | 24 | 0 |
| 25-29 | 6,629 | 6,351 | 43 | 8 | 36 | 13 | 98 | 18 | 27 | 4 | 31 | 0 |
| 30-34 | 6,521 | 6,249 | 30 | 18 | 45 | 12 | 100 | 25 | 18 | 11 | 13 | 0 |
| 35-39 | 5,645 | 5,399 | 23 | 18 | 32 | 19 | 96 | 10 | 18 | 6 | 24 | 0 |
| 40-44 | 5,189 | 4,961 | 15 | 19 | 34 | 7 | 75 | 23 | 29 | 7 | 19 | 0 |
| 45-49 | 5,181 | 4,961 | 11 | 19 | 32 | 6 | 87 | 15 | 24 | 4 | 22 | 0 |
| 50-54 | 4,150 | 3,974 | 14 | 14 | 21 | 4 | 84 | 11 | 6 | 6 | 16 | 0 |
| 55-60 | 3,254 | 3,110 | 12 | 26 | 16 | 7 | 25 | 15 | 15 | 5 | 23 | 0 |
| 60-64 | 2,696 | 2,574 | 14 | 29 | 7 | 3 | 18 | 17 | 8 | 4 | 22 | 0 |
| 65-69 | 2,030 | 1,976 | 11 | 17 | 3 | 1 | 0 | 6 | 4 | 1 | 11 | 0 |
| 70-74 | 1,601 | 1,575 | 5 | 6 | 2 | 1 | 2 | 0 | 5 | 0 | 5 | 0 |
| 75+ | 2,444 | 2,406 | 15 | 9 | 1 | 0 | 0 | 3 | 3 | 1 | 6 | 0 |
| Not Stated | 41 | 0 | 1 | 4 | 1 | 3 | 0 | 0 | 1 | 1 | 4 | 26 |
| Male | 50,255 | 48,591 | 417 | 154 | 122 | 67 | 462 | 104 | 133 | 32 | 158 | 15 |
| 0-4 | 6,440 | 6,297 | 83 | 3 | 8 | 7 | 22 | 10 | 3 | 1 | 6 | 0 |
| 5-9 | 6,417 | 6,278 | 93 | 9 | 10 | 2 | 2 | 6 | 3 | 1 | 13 | 0 |
| 10-14 | 6,139 | 6,017 | 78 | 10 | 7 | 2 | 2 | 8 | 1 | 3 | 11 | 0 |
| 15-19 | 5,449 | 5,330 | 47 | 4 | 9 | 7 | 19 | 7 | 6 | 4 | 16 | 0 |
| 20-24 | 4,106 | 4,000 | 20 | 13 | 3 | 5 | 41 | 4 | 12 | 0 | 8 | 0 |
| 25-29 | 3,162 | 3,036 | 12 | 3 | 15 | 8 | 52 | 6 | 20 | 2 | 8 | 0 |
| 30-34 | 2,994 | 2,854 | 16 | 12 | 11 | 5 | 64 | 10 | 10 | 3 | 9 | 0 |
| 35-39 | 2,704 | 2,557 | 15 | 8 | 14 | 10 | 62 | 8 | 15 | 3 | 12 | 0 |
| 40-44 | 2,473 | 2,352 | 9 | 8 | 14 | 6 | 44 | 9 | 18 | 3 | 10 | 0 |
| 45-49 | 2,600 | 2,462 | 5 | 11 | 15 | 3 | 64 | 8 | 20 | 2 | 10 | 0 |
| 50-54 | 2,129 | 2,017 | 8 | 8 | 8 | 4 | 59 | 6 | 3 | 4 | 12 | 0 |
| 55-60 | 1,571 | 1,495 | 6 | 18 | 1 | 3 | 17 | 8 | 8 | 2 | 13 | 0 |
| 60-64 | 1,297 | 1,223 | 8 | 20 | 3 | 3 | 12 | 8 | 5 | 3 | 12 | 0 |
| 65-69 | 968 | 930 | 7 | 14 | 2 | 0 | 0 | 4 | 3 | 0 | 8 | 0 |
| 70-74 | 735 | 717 | 3 | 4 | 1 | 1 | 2 | 0 | 4 | 0 | 3 | 0 |
| 75+ | 1,048 | 1,026 | 6 | 7 | 0 | 0 | 0 | 2 | 2 | 1 | 4 | 0 |
| Not Stated | 23 | 0 | 1 | 2 | 1 | 1 | 0 | 0 | 0 | 0 | 3 | 15 |
| Female | 50,396 | 49,071 | 376 | 97 | 184 | 50 | 269 | 97 | 59 | 38 | 144 | 11 |
| 0-4 | 6,059 | 5,932 | 74 | 6 | 11 | 6 | 18 | 3 | 0 | 0 | 9 | 0 |
| 5-9 | 5,736 | 5,638 | 67 | 3 | 5 | 4 | 7 | 2 | 2 | 1 | 7 | 0 |
| 10-14 | 5,743 | 5,641 | 58 | 9 | 9 | 2 | 4 | 4 | 3 | 0 | 13 | 0 |
| 15-19 | 5,053 | 4,964 | 43 | 3 | 6 | 3 | 14 | 7 | 2 | 4 | 7 | 0 |
| 20-24 | 4,128 | 4,029 | 36 | 4 | 8 | 3 | 17 | 7 | 2 | 6 | 16 | 0 |
| 25-29 | 3,467 | 3,315 | 31 | 5 | 21 | 5 | 46 | 12 | 7 | 2 | 23 | 0 |
| 30-34 | 3,527 | 3,395 | 14 | 6 | 34 | 7 | 36 | 15 | 8 | 8 | 4 | 0 |
| 35-39 | 2,941 | 2,842 | 8 | 10 | 18 | 9 | 34 | 2 | 3 | 3 | 12 | 0 |
| 40-44 | 2,716 | 2,609 | 6 | 11 | 20 | 1 | 31 | 14 | 11 | 4 | 9 | 0 |
| 45-49 | 2,581 | 2,499 | 6 | 8 | 17 | 3 | 23 | 7 | 4 | 2 | 12 | 0 |
| 50-54 | 2,021 | 1,957 | 6 | 6 | 13 | 0 | 25 | 5 | 3 | 2 | 4 | 0 |
| 55-60 | 1,683 | 1,615 | 6 | 8 | 15 | 4 | 8 | 7 | 7 | 3 | 10 | 0 |
| 60-64 | 1,399 | 1,351 | 6 | 9 | 4 | 0 | 6 | 9 | 3 | 1 | 10 | 0 |
| 65-69 | 1,062 | 1,046 | 4 | 3 | 1 | 1 | 0 | 2 | 1 | 1 | 3 | 0 |
| 70-74 | 866 | 858 | 2 | 2 | 1 | 0 | 0 | 0 | 1 | 0 | 2 | 0 |
| 75+ | 1,396 | 1,380 | 9 | 2 | 1 | 0 | 0 | 1 | 1 | 0 | 2 | 0 |
| Not Stated | 18 | 0 | 0 | 2 | 0 | 2 | 0 | 0 | 1 | 1 | 1 | 11 |

Table G 13: Private households' population by single year of age, sex and division

| Age | Total | | Tongatapu | | Vava'u | | Ha'apai | | 'Eua | | Ongo Niua | | | | | | | |
|--------------|---------------|---------------|---------------|---------------|---------------|---------------|---------------|--------------|--------------|--------------|--------------|--------------|--------------|--------------|--------------|--------------|------------|------------|
| | Total | Male | Female | Total | Male | Female | Total | Male | Female | Total | Male | Female | | | | | | |
| Total | 99,600 | 49,525 | 50,075 | 73,750 | 36,547 | 37,203 | 13,632 | 6,792 | 6,840 | 6,085 | 3,086 | 2,999 | 4,918 | 2,459 | 2,459 | 1,215 | 641 | 574 |
| <1 | 2,271 | 1,184 | 1,087 | 1,701 | 909 | 792 | 303 | 143 | 160 | 141 | 65 | 76 | 110 | 58 | 52 | 16 | 9 | 7 |
| 1 | 2,545 | 1,331 | 1,214 | 1,909 | 987 | 922 | 317 | 172 | 145 | 158 | 87 | 71 | 128 | 69 | 59 | 33 | 16 | 17 |
| 2 | 2,579 | 1,358 | 1,221 | 1,904 | 1,011 | 893 | 354 | 178 | 176 | 152 | 72 | 80 | 154 | 91 | 63 | 15 | 6 | 9 |
| 3 | 2,546 | 1,290 | 1,256 | 1,878 | 949 | 929 | 349 | 189 | 160 | 157 | 70 | 87 | 127 | 64 | 63 | 35 | 18 | 17 |
| 4 | 2,510 | 1,249 | 1,261 | 1,845 | 932 | 913 | 327 | 160 | 167 | 154 | 73 | 81 | 145 | 64 | 81 | 39 | 20 | 19 |
| 5 | 2,458 | 1,286 | 1,172 | 1,811 | 944 | 867 | 341 | 186 | 155 | 166 | 93 | 73 | 117 | 52 | 65 | 23 | 11 | 12 |
| 6 | 2,699 | 1,488 | 1,211 | 1,951 | 1,070 | 881 | 386 | 224 | 162 | 186 | 102 | 84 | 137 | 75 | 62 | 39 | 17 | 22 |
| 7 | 2,314 | 1,236 | 1,078 | 1,686 | 900 | 786 | 341 | 181 | 160 | 152 | 83 | 69 | 116 | 64 | 52 | 19 | 8 | 11 |
| 8 | 2,329 | 1,186 | 1,143 | 1,700 | 883 | 817 | 352 | 162 | 190 | 134 | 77 | 57 | 113 | 46 | 67 | 30 | 18 | 12 |
| 9 | 2,316 | 1,206 | 1,110 | 1,690 | 876 | 814 | 335 | 169 | 166 | 148 | 78 | 70 | 127 | 72 | 55 | 16 | 11 | 5 |
| 10 | 2,434 | 1,277 | 1,157 | 1,774 | 937 | 837 | 348 | 170 | 178 | 145 | 79 | 66 | 129 | 70 | 59 | 38 | 21 | 17 |
| 11 | 2,380 | 1,221 | 1,159 | 1,703 | 859 | 844 | 363 | 188 | 175 | 162 | 94 | 68 | 129 | 64 | 65 | 23 | 16 | 7 |
| 12 | 2,372 | 1,202 | 1,170 | 1,710 | 840 | 870 | 349 | 204 | 145 | 138 | 76 | 62 | 137 | 63 | 74 | 38 | 19 | 19 |
| 13 | 2,367 | 1,229 | 1,138 | 1,729 | 883 | 846 | 342 | 185 | 157 | 137 | 69 | 68 | 124 | 68 | 56 | 35 | 24 | 11 |
| 14 | 2,291 | 1,189 | 1,102 | 1,675 | 871 | 804 | 347 | 198 | 149 | 114 | 54 | 60 | 132 | 56 | 76 | 23 | 10 | 13 |
| 15 | 2,223 | 1,158 | 1,065 | 1,632 | 855 | 777 | 320 | 168 | 152 | 138 | 70 | 68 | 113 | 54 | 59 | 20 | 11 | 9 |
| 16 | 2,361 | 1,210 | 1,151 | 1,705 | 881 | 824 | 347 | 166 | 181 | 145 | 78 | 67 | 128 | 67 | 61 | 36 | 18 | 18 |
| 17 | 2,071 | 1,083 | 988 | 1,535 | 799 | 736 | 295 | 147 | 148 | 117 | 65 | 52 | 101 | 59 | 42 | 23 | 13 | 10 |
| 18 | 2,001 | 1,038 | 963 | 1,503 | 778 | 725 | 259 | 135 | 124 | 107 | 57 | 50 | 104 | 51 | 53 | 28 | 17 | 11 |
| 19 | 1,807 | 930 | 877 | 1,372 | 707 | 665 | 239 | 124 | 115 | 108 | 57 | 51 | 71 | 29 | 42 | 17 | 13 | 4 |
| 20 | 1,719 | 867 | 852 | 1,361 | 678 | 683 | 189 | 95 | 94 | 80 | 39 | 41 | 74 | 46 | 28 | 15 | 9 | 6 |
| 21 | 1,737 | 844 | 893 | 1,371 | 664 | 707 | 191 | 87 | 104 | 94 | 51 | 43 | 65 | 33 | 32 | 16 | 9 | 7 |
| 22 | 1,592 | 777 | 815 | 1,270 | 618 | 652 | 185 | 86 | 99 | 71 | 37 | 34 | 52 | 25 | 27 | 14 | 11 | 3 |
| 23 | 1,589 | 781 | 808 | 1,252 | 605 | 647 | 178 | 78 | 100 | 90 | 57 | 33 | 57 | 34 | 23 | 12 | 7 | 5 |
| 24 | 1,474 | 743 | 731 | 1,147 | 576 | 571 | 172 | 82 | 90 | 70 | 39 | 31 | 70 | 38 | 32 | 15 | 8 | 7 |
| 25 | 1,357 | 640 | 717 | 1,064 | 519 | 545 | 130 | 53 | 77 | 84 | 37 | 47 | 62 | 25 | 37 | 17 | 6 | 11 |
| 26 | 1,439 | 694 | 745 | 1,147 | 556 | 591 | 154 | 74 | 80 | 78 | 39 | 39 | 51 | 23 | 28 | 9 | 2 | 7 |

| Age | Total | | Tongatapu | | Vava'u | | Ha'apai | | 'Eua | | Ongo Niua | | | | | | | |
|-----|-------|-------|-----------|-------|--------|--------|---------|------|--------|-------|-----------|--------|----|----|----|----|----|----|
| | Total | Male | Female | Total | Male | Female | Total | Male | Female | Total | Male | Female | | | | | | |
| | 27 | 1,235 | 565 | 670 | 943 | 437 | 506 | 140 | 58 | 82 | 74 | 31 | 43 | 62 | 29 | 33 | 16 | 10 |
| 28 | 1,256 | 594 | 662 | 978 | 471 | 507 | 146 | 60 | 86 | 74 | 40 | 34 | 41 | 15 | 26 | 17 | 8 | 9 |
| 29 | 1,201 | 562 | 639 | 903 | 433 | 470 | 154 | 68 | 86 | 69 | 29 | 40 | 62 | 27 | 35 | 13 | 5 | 8 |
| 30 | 1,372 | 623 | 749 | 1,063 | 476 | 587 | 157 | 73 | 84 | 85 | 42 | 43 | 52 | 25 | 27 | 15 | 7 | 8 |
| 31 | 1,283 | 594 | 689 | 983 | 454 | 529 | 142 | 63 | 79 | 80 | 36 | 44 | 66 | 35 | 31 | 12 | 6 | 6 |
| 32 | 1,263 | 558 | 705 | 966 | 436 | 530 | 153 | 65 | 88 | 65 | 27 | 38 | 66 | 26 | 40 | 13 | 4 | 9 |
| 33 | 1,299 | 579 | 720 | 984 | 438 | 546 | 164 | 78 | 86 | 81 | 32 | 49 | 63 | 27 | 36 | 7 | 4 | 3 |
| 34 | 1,186 | 557 | 629 | 922 | 442 | 480 | 140 | 54 | 86 | 61 | 25 | 36 | 52 | 29 | 23 | 11 | 7 | 4 |
| 35 | 1,112 | 507 | 605 | 836 | 371 | 465 | 128 | 67 | 61 | 74 | 37 | 37 | 59 | 25 | 34 | 15 | 7 | 8 |
| 36 | 1,190 | 590 | 600 | 876 | 428 | 448 | 162 | 81 | 81 | 89 | 53 | 36 | 49 | 17 | 32 | 14 | 11 | 3 |
| 37 | 1,122 | 537 | 585 | 878 | 415 | 463 | 119 | 58 | 61 | 62 | 30 | 32 | 49 | 28 | 21 | 14 | 6 | 8 |
| 38 | 1,102 | 521 | 581 | 828 | 401 | 427 | 137 | 60 | 77 | 78 | 33 | 45 | 47 | 21 | 26 | 12 | 6 | 6 |
| 39 | 1,023 | 479 | 544 | 761 | 348 | 413 | 135 | 69 | 66 | 65 | 34 | 31 | 49 | 24 | 25 | 13 | 4 | 9 |
| 40 | 1,058 | 498 | 560 | 787 | 363 | 424 | 139 | 73 | 66 | 65 | 30 | 35 | 58 | 28 | 30 | 9 | 4 | 5 |
| 41 | 1,015 | 495 | 520 | 739 | 352 | 387 | 149 | 76 | 73 | 67 | 36 | 31 | 46 | 27 | 19 | 14 | 4 | 10 |
| 42 | 1,017 | 486 | 531 | 753 | 369 | 384 | 133 | 60 | 73 | 73 | 28 | 45 | 47 | 23 | 24 | 11 | 6 | 5 |
| 43 | 1,035 | 494 | 541 | 749 | 350 | 399 | 161 | 73 | 88 | 69 | 40 | 29 | 44 | 26 | 18 | 12 | 5 | 7 |
| 44 | 986 | 448 | 538 | 703 | 312 | 391 | 155 | 73 | 82 | 63 | 31 | 32 | 48 | 26 | 22 | 17 | 6 | 11 |
| 45 | 1,020 | 521 | 499 | 762 | 379 | 383 | 150 | 76 | 74 | 53 | 29 | 24 | 44 | 29 | 15 | 11 | 8 | 3 |
| 46 | 1,106 | 541 | 565 | 784 | 375 | 409 | 175 | 88 | 87 | 67 | 40 | 27 | 67 | 31 | 36 | 13 | 7 | 6 |
| 47 | 1,033 | 517 | 516 | 745 | 373 | 372 | 149 | 71 | 78 | 64 | 37 | 27 | 61 | 29 | 32 | 14 | 7 | 7 |
| 48 | 1,033 | 488 | 545 | 752 | 359 | 393 | 141 | 70 | 71 | 78 | 32 | 46 | 52 | 25 | 27 | 10 | 2 | 8 |
| 49 | 896 | 461 | 435 | 654 | 330 | 324 | 133 | 76 | 57 | 49 | 22 | 27 | 46 | 24 | 22 | 14 | 9 | 5 |
| 50 | 982 | 502 | 480 | 743 | 382 | 361 | 113 | 53 | 60 | 58 | 32 | 26 | 57 | 29 | 28 | 11 | 6 | 5 |
| 51 | 881 | 461 | 420 | 628 | 321 | 307 | 140 | 78 | 62 | 52 | 29 | 23 | 44 | 22 | 22 | 17 | 11 | 6 |
| 52 | 762 | 404 | 358 | 535 | 288 | 247 | 135 | 71 | 64 | 51 | 27 | 24 | 29 | 13 | 16 | 12 | 5 | 7 |
| 53 | 713 | 346 | 367 | 514 | 249 | 265 | 115 | 59 | 56 | 41 | 18 | 23 | 30 | 11 | 19 | 13 | 9 | 4 |
| 54 | 741 | 364 | 377 | 539 | 258 | 281 | 100 | 55 | 45 | 38 | 19 | 19 | 50 | 27 | 23 | 14 | 5 | 9 |
| 55 | 634 | 316 | 318 | 433 | 216 | 217 | 98 | 49 | 49 | 49 | 26 | 23 | 40 | 19 | 21 | 14 | 6 | 8 |

| Age | Total | | Tongatapu | | Vava'u | | Ha'apai | | 'Eua | | Ongo Niua | |
|-----|-------|--------|-----------|--------|--------|--------|---------|--------|-------|--------|-----------|--------|
| | Total | Male | Total | Male | Total | Male | Total | Male | Total | Male | Total | Male |
| | | Female | | Female | | Female | | Female | | Female | | Female |
| 56 | 752 | 356 | 543 | 249 | 108 | 55 | 51 | 27 | 38 | 17 | 12 | 8 |
| 57 | 634 | 297 | 476 | 228 | 83 | 31 | 31 | 15 | 29 | 14 | 15 | 9 |
| 58 | 616 | 295 | 433 | 206 | 94 | 49 | 45 | 19 | 32 | 13 | 12 | 8 |
| 59 | 567 | 271 | 419 | 190 | 72 | 38 | 39 | 21 | 26 | 13 | 11 | 9 |
| 60 | 554 | 279 | 398 | 196 | 83 | 43 | 38 | 21 | 26 | 16 | 9 | 3 |
| 61 | 548 | 261 | 385 | 183 | 75 | 34 | 46 | 24 | 31 | 16 | 11 | 4 |
| 62 | 540 | 265 | 381 | 190 | 92 | 40 | 30 | 15 | 31 | 16 | 6 | 4 |
| 63 | 526 | 258 | 384 | 190 | 73 | 30 | 33 | 18 | 24 | 15 | 12 | 5 |
| 64 | 493 | 211 | 361 | 149 | 64 | 31 | 33 | 15 | 29 | 14 | 6 | 2 |
| 65 | 428 | 201 | 303 | 139 | 61 | 29 | 33 | 15 | 22 | 11 | 9 | 7 |
| 66 | 434 | 214 | 296 | 139 | 83 | 44 | 26 | 15 | 22 | 11 | 7 | 5 |
| 67 | 356 | 162 | 242 | 111 | 65 | 30 | 27 | 12 | 18 | 6 | 4 | 3 |
| 68 | 397 | 195 | 279 | 132 | 70 | 39 | 34 | 15 | 12 | 8 | 2 | 1 |
| 69 | 397 | 182 | 271 | 118 | 70 | 33 | 25 | 13 | 24 | 13 | 7 | 5 |
| 70 | 400 | 190 | 297 | 134 | 52 | 31 | 24 | 11 | 20 | 10 | 7 | 4 |
| 71 | 382 | 179 | 260 | 120 | 69 | 34 | 27 | 12 | 20 | 10 | 6 | 3 |
| 72 | 245 | 113 | 169 | 78 | 40 | 18 | 19 | 9 | 14 | 6 | 3 | 2 |
| 73 | 280 | 120 | 191 | 80 | 42 | 20 | 29 | 11 | 16 | 8 | 2 | 1 |
| 74 | 281 | 126 | 205 | 90 | 42 | 20 | 18 | 7 | 4 | 3 | 12 | 6 |
| 75 | 274 | 122 | 180 | 77 | 47 | 28 | 29 | 10 | 15 | 7 | 3 | 0 |
| 76 | 307 | 147 | 219 | 104 | 44 | 22 | 18 | 7 | 20 | 10 | 6 | 4 |
| 77 | 239 | 109 | 178 | 82 | 31 | 12 | 21 | 12 | 4 | 2 | 5 | 1 |
| 78 | 224 | 99 | 155 | 67 | 40 | 17 | 16 | 9 | 9 | 5 | 4 | 1 |
| 79 | 201 | 95 | 135 | 57 | 34 | 16 | 13 | 8 | 16 | 11 | 3 | 3 |
| 80 | 203 | 93 | 140 | 61 | 41 | 19 | 9 | 5 | 7 | 6 | 6 | 2 |
| 81 | 145 | 58 | 101 | 41 | 27 | 10 | 8 | 2 | 7 | 3 | 2 | 2 |
| 82 | 141 | 53 | 105 | 41 | 25 | 8 | 7 | 3 | 4 | 1 | 0 | 0 |
| 83 | 99 | 49 | 68 | 31 | 21 | 13 | 3 | 2 | 4 | 3 | 3 | 0 |
| 84 | 132 | 62 | 88 | 40 | 20 | 11 | 13 | 6 | 8 | 4 | 3 | 1 |

| Age | Total | | Tongatapu | | Vava'u | | Ha'apai | | 'Eua | | Ongo Niua | | | | |
|-----|-------|--------|-----------|--------|--------|--------|---------|--------|-------|--------|-----------|--------|---|---|---|
| | Total | Male | Total | Male | Total | Male | Total | Male | Total | Male | Total | Male | | | |
| | | Female | | Female | | Female | | Female | | Female | | Female | | | |
| 85 | 116 | 43 | 73 | 29 | 56 | 8 | 11 | 4 | 1 | 3 | 5 | 2 | 3 | 3 | 0 |
| 86 | 80 | 23 | 57 | 18 | 37 | 3 | 13 | 1 | 0 | 1 | 8 | 2 | 6 | 0 | 0 |
| 87 | 69 | 24 | 45 | 21 | 31 | 2 | 9 | 4 | 1 | 3 | 2 | 0 | 2 | 0 | 0 |
| 88 | 45 | 23 | 22 | 18 | 14 | 4 | 5 | 3 | 1 | 2 | 1 | 0 | 1 | 0 | 0 |
| 89 | 47 | 14 | 33 | 9 | 22 | 2 | 5 | 3 | 1 | 2 | 6 | 2 | 4 | 0 | 0 |
| 90 | 32 | 9 | 23 | 3 | 12 | 4 | 6 | 2 | 0 | 2 | 4 | 1 | 3 | 1 | 0 |
| 91 | 21 | 6 | 15 | 3 | 10 | 2 | 4 | 0 | 0 | 0 | 1 | 0 | 1 | 1 | 0 |
| 92 | 25 | 6 | 19 | 5 | 12 | 0 | 4 | 1 | 0 | 1 | 3 | 1 | 2 | 0 | 0 |
| 93 | 12 | 3 | 9 | 2 | 6 | 1 | 1 | 1 | 0 | 1 | 1 | 0 | 1 | 0 | 0 |
| 94 | 9 | 1 | 8 | 0 | 6 | 1 | 1 | 1 | 0 | 1 | 0 | 0 | 0 | 0 | 0 |
| 95+ | 12 | 6 | 6 | 3 | 5 | 1 | 1 | 0 | 0 | 0 | 2 | 2 | 0 | 0 | 0 |

Table G 14: Total population by marital status, 5 year age groups and sex

| Age | Total | Never Married | Married | Widowed | Separated | Divorced | Other* | Not Stated |
|---------------|----------------|---------------|---------------|--------------|------------|------------|------------|------------|
| Total | 100,651 | 59,822 | 35,240 | 3,471 | 731 | 669 | 681 | 37 |
| 0-4 | 12,499 | 12,499 | 0 | 0 | 0 | 0 | 0 | 0 |
| 5-9 | 12,153 | 12,153 | 0 | 0 | 0 | 0 | 0 | 0 |
| 10-14 | 11,882 | 11,882 | 0 | 0 | 0 | 0 | 0 | 0 |
| 15-19 | 10,502 | 10,083 | 342 | 3 | 20 | 3 | 51 | 0 |
| 20-24 | 8,234 | 6,011 | 2,019 | 6 | 79 | 29 | 90 | 0 |
| 25-29 | 6,629 | 2,731 | 3,654 | 15 | 90 | 47 | 92 | 0 |
| 30-34 | 6,521 | 1,364 | 4,848 | 30 | 93 | 93 | 93 | 0 |
| 35-39 | 5,645 | 795 | 4,555 | 30 | 91 | 91 | 83 | 0 |
| 40-44 | 5,189 | 616 | 4,216 | 91 | 86 | 91 | 89 | 0 |
| 45-49 | 5,181 | 481 | 4,264 | 184 | 85 | 101 | 66 | 0 |
| 50-54 | 4,150 | 360 | 3,375 | 235 | 61 | 69 | 50 | 0 |
| 55-60 | 3,254 | 291 | 2,503 | 334 | 53 | 51 | 22 | 0 |
| 60-64 | 2,696 | 199 | 1,965 | 431 | 33 | 48 | 20 | 0 |
| 65-69 | 2,030 | 128 | 1,409 | 435 | 19 | 24 | 15 | 0 |
| 70-74 | 1,601 | 93 | 983 | 498 | 11 | 13 | 3 | 0 |
| 75+ | 2,444 | 134 | 1,105 | 1,179 | 10 | 9 | 7 | 0 |
| Not Stated | 41 | 2 | 2 | 0 | 0 | 0 | 0 | 37 |
| Male | 50,255 | 31,324 | 17,100 | 901 | 324 | 262 | 322 | 22 |
| 0-4 | 6,440 | 6,440 | 0 | 0 | 0 | 0 | 0 | 0 |
| 5-9 | 6,417 | 6,417 | 0 | 0 | 0 | 0 | 0 | 0 |
| 10-14 | 6,139 | 6,139 | 0 | 0 | 0 | 0 | 0 | 0 |
| 15-19 | 5,449 | 5,299 | 113 | 2 | 11 | 2 | 22 | 0 |
| 20-24 | 4,106 | 3,262 | 767 | 2 | 30 | 8 | 37 | 0 |
| 25-29 | 3,162 | 1,508 | 1,559 | 5 | 32 | 24 | 34 | 0 |
| 30-34 | 2,994 | 714 | 2,159 | 8 | 47 | 40 | 26 | 0 |
| 35-39 | 2,704 | 432 | 2,154 | 13 | 42 | 25 | 38 | 0 |
| 40-44 | 2,473 | 314 | 2,029 | 15 | 38 | 31 | 46 | 0 |
| 45-49 | 2,600 | 247 | 2,186 | 44 | 38 | 44 | 41 | 0 |
| 50-54 | 2,129 | 178 | 1,818 | 53 | 30 | 21 | 29 | 0 |
| 55-60 | 1,571 | 132 | 1,328 | 53 | 22 | 19 | 17 | 0 |
| 60-64 | 1,297 | 91 | 1,043 | 110 | 12 | 26 | 15 | 0 |
| 65-69 | 968 | 64 | 756 | 117 | 8 | 11 | 12 | 0 |
| 70-74 | 735 | 41 | 546 | 132 | 7 | 7 | 2 | 0 |
| 75+ | 1,048 | 46 | 641 | 347 | 7 | 4 | 3 | 0 |
| Not Stated | 23 | 0 | 1 | 0 | 0 | 0 | 0 | 22 |
| Female | 50,396 | 28,498 | 18,140 | 2,570 | 407 | 407 | 359 | 15 |
| 0-4 | 6,059 | 6,059 | 0 | 0 | 0 | 0 | 0 | 0 |
| 5-9 | 5,736 | 5,736 | 0 | 0 | 0 | 0 | 0 | 0 |
| 10-14 | 5,743 | 5,743 | 0 | 0 | 0 | 0 | 0 | 0 |
| 15-19 | 5,053 | 4,784 | 229 | 1 | 9 | 1 | 29 | 0 |
| 20-24 | 4,128 | 2,749 | 1,252 | 4 | 49 | 21 | 53 | 0 |
| 25-29 | 3,467 | 1,223 | 2,095 | 10 | 58 | 23 | 58 | 0 |
| 30-34 | 3,527 | 650 | 2,689 | 22 | 46 | 53 | 67 | 0 |
| 35-39 | 2,941 | 363 | 2,401 | 17 | 49 | 66 | 45 | 0 |
| 40-44 | 2,716 | 302 | 2,187 | 76 | 48 | 60 | 43 | 0 |
| 45-49 | 2,581 | 234 | 2,078 | 140 | 47 | 57 | 25 | 0 |
| 50-54 | 2,021 | 182 | 1,557 | 182 | 31 | 48 | 21 | 0 |
| 55-60 | 1,683 | 159 | 1,175 | 281 | 31 | 32 | 5 | 0 |
| 60-64 | 1,399 | 108 | 922 | 321 | 21 | 22 | 5 | 0 |
| 65-69 | 1,062 | 64 | 653 | 318 | 11 | 13 | 3 | 0 |
| 70-74 | 866 | 52 | 437 | 366 | 4 | 6 | 1 | 0 |
| 75+ | 1,396 | 88 | 464 | 832 | 3 | 5 | 4 | 0 |
| Not Stated | 18 | 2 | 1 | 0 | 0 | 0 | 0 | 15 |

*Other includes defacto

Table G 15: Tongan (Tongan/Part-Tongan ethnic origin) population by marital status, 5 year age groups and sex

| Age | Total | Never Married | Legally Married | Widowed | Separated | Divorced | Other* | Not Stated |
|---------------|---------------|---------------|-----------------|--------------|------------|------------|------------|------------|
| Total | 98,455 | 59,017 | 34,034 | 3,431 | 710 | 640 | 622 | 1 |
| 0-4 | 12,386 | 12,386 | 0 | 0 | 0 | 0 | 0 | 0 |
| 5-9 | 12,076 | 12,076 | 0 | 0 | 0 | 0 | 0 | 0 |
| 10-14 | 11,794 | 11,794 | 0 | 0 | 0 | 0 | 0 | 0 |
| 15-19 | 10,384 | 9,968 | 340 | 3 | 20 | 3 | 50 | 0 |
| 20-24 | 8,085 | 5,902 | 1,987 | 5 | 78 | 29 | 84 | 0 |
| 25-29 | 6,394 | 2,618 | 3,545 | 14 | 89 | 46 | 82 | 0 |
| 30-34 | 6,279 | 1,305 | 4,679 | 30 | 91 | 91 | 83 | 0 |
| 35-39 | 5,422 | 761 | 4,379 | 30 | 87 | 91 | 74 | 0 |
| 40-44 | 4,976 | 595 | 4,038 | 88 | 83 | 86 | 86 | 0 |
| 45-49 | 4,972 | 455 | 4,101 | 179 | 81 | 95 | 61 | 0 |
| 50-54 | 3,988 | 347 | 3,241 | 231 | 59 | 67 | 43 | 0 |
| 55-60 | 3,122 | 273 | 2,400 | 330 | 53 | 47 | 19 | 0 |
| 60-64 | 2,588 | 193 | 1,880 | 423 | 31 | 45 | 16 | 0 |
| 65-69 | 1,987 | 124 | 1,381 | 431 | 18 | 19 | 14 | 0 |
| 70-74 | 1,580 | 89 | 969 | 496 | 10 | 13 | 3 | 0 |
| 75+ | 2,421 | 131 | 1,094 | 1,171 | 10 | 8 | 7 | 0 |
| Not Stated | 1 | 0 | 0 | 0 | 0 | 0 | 0 | 1 |
| Male | 49,008 | 30,864 | 16,404 | 886 | 311 | 248 | 294 | 1 |
| 0-4 | 6,380 | 6,380 | 0 | 0 | 0 | 0 | 0 | 0 |
| 5-9 | 6,371 | 6,371 | 0 | 0 | 0 | 0 | 0 | 0 |
| 10-14 | 6,095 | 6,095 | 0 | 0 | 0 | 0 | 0 | 0 |
| 15-19 | 5,377 | 5,227 | 113 | 2 | 11 | 2 | 22 | 0 |
| 20-24 | 4,020 | 3,190 | 754 | 1 | 30 | 8 | 37 | 0 |
| 25-29 | 3,048 | 1,451 | 1,506 | 5 | 32 | 23 | 31 | 0 |
| 30-34 | 2,870 | 682 | 2,072 | 8 | 46 | 39 | 23 | 0 |
| 35-39 | 2,572 | 409 | 2,053 | 13 | 40 | 25 | 32 | 0 |
| 40-44 | 2,361 | 302 | 1,937 | 13 | 36 | 28 | 45 | 0 |
| 45-49 | 2,467 | 235 | 2,076 | 41 | 36 | 41 | 38 | 0 |
| 50-54 | 2,025 | 169 | 1,730 | 52 | 28 | 21 | 25 | 0 |
| 55-60 | 1,501 | 123 | 1,273 | 52 | 22 | 17 | 14 | 0 |
| 60-64 | 1,231 | 88 | 989 | 109 | 10 | 24 | 11 | 0 |
| 65-69 | 937 | 60 | 733 | 117 | 7 | 9 | 11 | 0 |
| 70-74 | 720 | 38 | 536 | 131 | 6 | 7 | 2 | 0 |
| 75+ | 1,032 | 44 | 632 | 342 | 7 | 4 | 3 | 0 |
| Not Stated | 1 | 0 | 0 | 0 | 0 | 0 | 0 | 1 |
| Female | 49,447 | 28,153 | 17,630 | 2,545 | 399 | 392 | 328 | 0 |
| 0-4 | 6,006 | 6,006 | 0 | 0 | 0 | 0 | 0 | 0 |
| 5-9 | 5,705 | 5,705 | 0 | 0 | 0 | 0 | 0 | 0 |
| 10-14 | 5,699 | 5,699 | 0 | 0 | 0 | 0 | 0 | 0 |
| 15-19 | 5,007 | 4,741 | 227 | 1 | 9 | 1 | 28 | 0 |
| 20-24 | 4,065 | 2,712 | 1,233 | 4 | 48 | 21 | 47 | 0 |
| 25-29 | 3,346 | 1,167 | 2,039 | 9 | 57 | 23 | 51 | 0 |
| 30-34 | 3,409 | 623 | 2,607 | 22 | 45 | 52 | 60 | 0 |
| 35-39 | 2,850 | 352 | 2,326 | 17 | 47 | 66 | 42 | 0 |
| 40-44 | 2,615 | 293 | 2,101 | 75 | 47 | 58 | 41 | 0 |
| 45-49 | 2,505 | 220 | 2,025 | 138 | 45 | 54 | 23 | 0 |
| 50-54 | 1,963 | 178 | 1,511 | 179 | 31 | 46 | 18 | 0 |
| 55-60 | 1,621 | 150 | 1,127 | 278 | 31 | 30 | 5 | 0 |
| 60-64 | 1,357 | 105 | 891 | 314 | 21 | 21 | 5 | 0 |
| 65-69 | 1,050 | 64 | 648 | 314 | 11 | 10 | 3 | 0 |
| 70-74 | 860 | 51 | 433 | 365 | 4 | 6 | 1 | 0 |
| 75+ | 1,389 | 87 | 462 | 829 | 3 | 4 | 4 | 0 |
| Not Stated | 0 | 0 | 0 | 0 | 0 | 0 | 0 | 0 |

*Other includes defacto

Table G 16: Private household population by marital status, 5 year age group and sex

| Age | Total | Never | | | | | |
|---------------|---------------|---------------|-----------------|--------------|------------|------------|------------|
| | | Married | Legally Married | Widowed | Separated | Divorced | Other |
| Total | 99,600 | 59,310 | 34,824 | 3,460 | 710 | 647 | 649 |
| 0-4 | 12,451 | 12,451 | 0 | 0 | 0 | 0 | 0 |
| 5-9 | 12,116 | 12,116 | 0 | 0 | 0 | 0 | 0 |
| 10-14 | 11,844 | 11,844 | 0 | 0 | 0 | 0 | 0 |
| 15-19 | 10,463 | 10,046 | 341 | 3 | 20 | 3 | 50 |
| 20-24 | 8,111 | 5,913 | 2,003 | 6 | 77 | 29 | 83 |
| 25-29 | 6,488 | 2,646 | 3,609 | 15 | 87 | 44 | 87 |
| 30-34 | 6,403 | 1,317 | 4,790 | 30 | 89 | 88 | 89 |
| 35-39 | 5,549 | 759 | 4,505 | 30 | 89 | 89 | 77 |
| 40-44 | 5,111 | 596 | 4,172 | 91 | 80 | 84 | 88 |
| 45-49 | 5,088 | 459 | 4,201 | 182 | 84 | 100 | 62 |
| 50-54 | 4,079 | 351 | 3,317 | 232 | 60 | 69 | 50 |
| 55-60 | 3,203 | 279 | 2,469 | 333 | 52 | 50 | 20 |
| 60-64 | 2,661 | 195 | 1,938 | 430 | 33 | 46 | 19 |
| 65-69 | 2,012 | 122 | 1,399 | 435 | 18 | 23 | 15 |
| 70-74 | 1,588 | 87 | 977 | 497 | 11 | 13 | 3 |
| 75+ | 2,433 | 129 | 1,103 | 1,176 | 10 | 9 | 6 |
| Male | 49,525 | 30,969 | 16,799 | 896 | 306 | 247 | 308 |
| 0-4 | 6,412 | 6,412 | 0 | 0 | 0 | 0 | 0 |
| 5-9 | 6,402 | 6,402 | 0 | 0 | 0 | 0 | 0 |
| 10-14 | 6,118 | 6,118 | 0 | 0 | 0 | 0 | 0 |
| 15-19 | 5,419 | 5,270 | 112 | 2 | 11 | 2 | 22 |
| 20-24 | 4,012 | 3,181 | 757 | 2 | 28 | 8 | 36 |
| 25-29 | 3,055 | 1,440 | 1,529 | 5 | 29 | 21 | 31 |
| 30-34 | 2,911 | 680 | 2,118 | 8 | 43 | 36 | 26 |
| 35-39 | 2,634 | 403 | 2,119 | 13 | 41 | 23 | 35 |
| 40-44 | 2,421 | 298 | 2,002 | 15 | 33 | 28 | 45 |
| 45-49 | 2,528 | 236 | 2,130 | 43 | 37 | 43 | 39 |
| 50-54 | 2,077 | 173 | 1,773 | 52 | 29 | 21 | 29 |
| 55-60 | 1,535 | 122 | 1,305 | 52 | 22 | 19 | 15 |
| 60-64 | 1,274 | 88 | 1,026 | 110 | 12 | 24 | 14 |
| 65-69 | 954 | 60 | 747 | 117 | 7 | 11 | 12 |
| 70-74 | 728 | 40 | 541 | 131 | 7 | 7 | 2 |
| 75+ | 1,045 | 46 | 640 | 346 | 7 | 4 | 2 |
| Female | 50,075 | 28,341 | 18,025 | 2,564 | 404 | 400 | 341 |
| 0-4 | 6,039 | 6,039 | 0 | 0 | 0 | 0 | 0 |
| 5-9 | 5,714 | 5,714 | 0 | 0 | 0 | 0 | 0 |
| 10-14 | 5,726 | 5,726 | 0 | 0 | 0 | 0 | 0 |
| 15-19 | 5,044 | 4,776 | 229 | 1 | 9 | 1 | 28 |
| 20-24 | 4,099 | 2,732 | 1,246 | 4 | 49 | 21 | 47 |
| 25-29 | 3,433 | 1,206 | 2,080 | 10 | 58 | 23 | 56 |
| 30-34 | 3,492 | 637 | 2,672 | 22 | 46 | 52 | 63 |
| 35-39 | 2,915 | 356 | 2,386 | 17 | 48 | 66 | 42 |
| 40-44 | 2,690 | 298 | 2,170 | 76 | 47 | 56 | 43 |
| 45-49 | 2,560 | 223 | 2,071 | 139 | 47 | 57 | 23 |
| 50-54 | 2,002 | 178 | 1,544 | 180 | 31 | 48 | 21 |
| 55-60 | 1,668 | 157 | 1,164 | 281 | 30 | 31 | 5 |
| 60-64 | 1,387 | 107 | 912 | 320 | 21 | 22 | 5 |
| 65-69 | 1,058 | 62 | 652 | 318 | 11 | 12 | 3 |
| 70-74 | 860 | 47 | 436 | 366 | 4 | 6 | 1 |
| 75+ | 1,388 | 83 | 463 | 830 | 3 | 5 | 4 |

Table G 17: Total population by religious affiliation, sex and division

| Religion | Total | | | | | | Male | | | | | | Female | | | | | |
|----------|---------|-----------|--------|---------|-------|-----------|--------|-----------|--------|---------|-------|-----------|--------|-----------|--------|---------|-------|-----------|
| | Total | Tongatapu | Vava'u | Ha'apai | Eua | Ongo Niua | Total | Tongatapu | Vava'u | Ha'apai | Eua | Ongo Niua | Total | Tongatapu | Vava'u | Ha'apai | Eua | Ongo Niua |
| | 100,266 | 74,291 | 13,687 | 6,111 | 4,945 | 1,232 | 49,983 | 36,905 | 6,831 | 3,111 | 2,486 | 650 | 50,283 | 37,386 | 6,856 | 3,000 | 2,459 | 582 |
| FWC | 35,082 | 26,060 | 4,806 | 1,929 | 1,872 | 415 | 17,518 | 12,979 | 2,393 | 954 | 973 | 219 | 17,564 | 13,081 | 2,413 | 975 | 899 | 196 |
| RC | 14,276 | 11,040 | 1,617 | 379 | 799 | 441 | 7,017 | 5,418 | 789 | 200 | 382 | 228 | 7,259 | 5,622 | 828 | 179 | 417 | 213 |
| LDS | 18,673 | 14,220 | 2,557 | 1,216 | 628 | 52 | 9,283 | 7,042 | 1,266 | 632 | 314 | 29 | 9,390 | 7,178 | 1,291 | 584 | 314 | 23 |
| FCOT | 11,896 | 7,853 | 2,281 | 613 | 925 | 224 | 5,994 | 3,943 | 1,151 | 332 | 449 | 119 | 5,902 | 3,910 | 1,130 | 281 | 476 | 105 |
| COT | 6,868 | 4,348 | 777 | 1,390 | 299 | 54 | 3,450 | 2,165 | 397 | 697 | 164 | 27 | 3,418 | 2,183 | 380 | 693 | 135 | 27 |
| TOK | 1,562 | 1,181 | 283 | 49 | 35 | 14 | 735 | 560 | 127 | 23 | 15 | 10 | 827 | 621 | 156 | 26 | 20 | 4 |
| MF | 741 | 684 | 25 | 0 | 32 | 0 | 358 | 327 | 15 | 0 | 16 | 0 | 383 | 357 | 10 | 0 | 16 | 0 |
| AC | 697 | 650 | 17 | 19 | 3 | 8 | 342 | 321 | 8 | 10 | 2 | 1 | 355 | 329 | 9 | 9 | 1 | 7 |
| SDA | 2,249 | 1,714 | 266 | 137 | 115 | 17 | 1,108 | 829 | 145 | 72 | 50 | 12 | 1,141 | 885 | 121 | 65 | 65 | 5 |
| AOG | 2,347 | 1,980 | 229 | 94 | 44 | 0 | 1,140 | 968 | 104 | 42 | 26 | 0 | 1,207 | 1,012 | 125 | 52 | 18 | 0 |
| CCOT | 957 | 563 | 207 | 148 | 39 | 0 | 487 | 284 | 105 | 73 | 25 | 0 | 470 | 279 | 102 | 75 | 14 | 0 |
| GOS | 287 | 226 | 55 | 1 | 5 | 0 | 147 | 115 | 29 | 1 | 2 | 0 | 140 | 111 | 26 | 0 | 3 | 0 |
| BF | 755 | 522 | 152 | 31 | 48 | 2 | 399 | 269 | 90 | 17 | 22 | 1 | 356 | 253 | 62 | 14 | 26 | 1 |
| BUDH | 60 | 49 | 8 | 1 | 2 | 0 | 32 | 28 | 3 | 0 | 1 | 0 | 28 | 21 | 5 | 1 | 1 | 0 |
| TSA | 297 | 269 | 26 | 1 | 0 | 1 | 154 | 139 | 13 | 1 | 0 | 1 | 143 | 130 | 13 | 0 | 0 | 0 |
| JW | 385 | 297 | 58 | 14 | 16 | 0 | 200 | 146 | 35 | 9 | 10 | 0 | 185 | 151 | 23 | 5 | 6 | 0 |
| OPD | 1,593 | 1,356 | 172 | 46 | 16 | 3 | 762 | 650 | 80 | 22 | 8 | 2 | 831 | 706 | 92 | 24 | 8 | 1 |
| No Rel | 516 | 453 | 46 | 10 | 7 | 0 | 320 | 281 | 29 | 7 | 3 | 0 | 196 | 172 | 17 | 3 | 4 | 0 |
| Ref | 104 | 76 | 6 | 19 | 3 | 0 | 53 | 37 | 4 | 11 | 1 | 0 | 51 | 39 | 2 | 8 | 2 | 0 |
| Others | 921 | 750 | 99 | 14 | 57 | 1 | 484 | 404 | 48 | 8 | 23 | 1 | 437 | 346 | 51 | 6 | 34 | 0 |

Note :- Exclude visitor or non-resident

FWC-Free Wesleyan Church

RC-Roman Catholic

LDS-Latter Day Saints

FCOT-Free Church of Tonga

COT-Church of Tonga

TOK-Tokaikolo/Maamafo'ou

MF-Mo'ui Fo'ou 'la Kalaisi

AGC-Anglican Church

SDA-Seventh Day Adventist

AOG-Assembly of God

CCOT-Constitutional Church of Tonga

GOS-Gospel Church

BF-Baha'i Faith

BUDH-Buddhist

TSA-The Salvation Army

JW-Jehovah's Witness

OPD-Other Pentecostal Denomination (All Pentecostal Churches excluding AOG)

No Rel-No Religious affiliation

Ref-Refuse to answer

Others-Other minor religious groups include Islam, Hindu

Table G 18: Total Population by Religious affiliation, division and district

| District | Total | FWC | RC | LDS | FCOT | COT | TOK | MF | AGC | SDA | AOG | CCOT | GOS | BF | BUDH | TSA | JW | OPD | Rel | Ref | Others |
|------------------|----------------|---------------|---------------|---------------|---------------|--------------|--------------|------------|------------|--------------|--------------|------------|------------|------------|-----------|------------|------------|--------------|------------|------------|------------|
| Total | 100,266 | 35,082 | 14,276 | 18,673 | 11,896 | 6,868 | 1,562 | 741 | 697 | 2,249 | 2,347 | 957 | 287 | 755 | 60 | 297 | 385 | 1,593 | 516 | 104 | 921 |
| Tongatapu | 74,291 | 26,060 | 11,040 | 14,220 | 7,853 | 4,348 | 1,181 | 684 | 650 | 1,714 | 1,980 | 563 | 226 | 522 | 49 | 269 | 297 | 1,356 | 453 | 76 | 750 |
| Kolofo'ou | 17,787 | 5,255 | 4,000 | 2,222 | 1,591 | 1,391 | 221 | 95 | 509 | 388 | 578 | 216 | 107 | 129 | 20 | 54 | 78 | 430 | 181 | 26 | 296 |
| Kolomotu'a | 17,066 | 7,506 | 1,303 | 2,327 | 1,684 | 997 | 565 | 221 | 123 | 405 | 489 | 162 | 39 | 158 | 16 | 49 | 115 | 474 | 164 | 25 | 244 |
| Vaini | 12,995 | 3,570 | 2,008 | 3,586 | 1,409 | 680 | 153 | 195 | 8 | 660 | 172 | 66 | 19 | 70 | 4 | 54 | 53 | 155 | 37 | 16 | 80 |
| Tatakamotonga | 7,034 | 3,134 | 732 | 1,249 | 822 | 162 | 104 | 35 | 2 | 106 | 245 | 82 | 6 | 78 | 1 | 74 | 2 | 110 | 21 | 4 | 65 |
| Lapaha | 7,122 | 1,844 | 1,782 | 1,460 | 923 | 496 | 22 | 106 | 1 | 69 | 201 | 7 | 47 | 22 | 0 | 36 | 4 | 53 | 28 | 4 | 17 |
| Nukunuku | 8,008 | 2,739 | 1,061 | 2,536 | 696 | 414 | 46 | 15 | 5 | 23 | 249 | 18 | 0 | 27 | 6 | 0 | 45 | 89 | 7 | 1 | 31 |
| Kolovai | 4,279 | 2,012 | 154 | 840 | 728 | 208 | 70 | 17 | 2 | 63 | 46 | 12 | 8 | 38 | 2 | 2 | 0 | 45 | 15 | 0 | 17 |
| Vava'u | 13,687 | 4,806 | 1,617 | 2,557 | 2,281 | 777 | 283 | 25 | 17 | 266 | 229 | 207 | 55 | 152 | 8 | 26 | 58 | 172 | 46 | 6 | 99 |
| Neiafu | 5,194 | 1,740 | 939 | 833 | 598 | 232 | 66 | 13 | 12 | 169 | 82 | 170 | 3 | 86 | 6 | 9 | 27 | 106 | 27 | 5 | 71 |
| Pangaimotu | 1,237 | 320 | 273 | 181 | 256 | 108 | 5 | 0 | 5 | 36 | 9 | 6 | 0 | 16 | 0 | 2 | 0 | 1 | 7 | 0 | 12 |
| Hahake | 2,028 | 733 | 127 | 688 | 422 | 21 | 4 | 0 | 0 | 4 | 3 | 0 | 0 | 15 | 0 | 0 | 1 | 7 | 2 | 0 | 1 |
| Leimatu'a | 2,503 | 833 | 220 | 424 | 622 | 94 | 61 | 0 | 0 | 13 | 67 | 0 | 52 | 24 | 0 | 8 | 23 | 49 | 0 | 0 | 13 |
| Hihifo | 1,989 | 849 | 49 | 321 | 266 | 247 | 130 | 12 | 0 | 43 | 37 | 0 | 0 | 11 | 0 | 7 | 7 | 9 | 0 | 0 | 1 |
| Motu | 736 | 331 | 9 | 110 | 117 | 75 | 17 | 0 | 0 | 1 | 31 | 31 | 0 | 0 | 2 | 0 | 0 | 0 | 10 | 1 | 1 |
| Ha'apai | 6,111 | 1,929 | 379 | 1,216 | 613 | 1,390 | 49 | 0 | 19 | 137 | 94 | 148 | 1 | 31 | 1 | 1 | 14 | 46 | 10 | 19 | 14 |
| Pangai | 2,200 | 708 | 278 | 320 | 173 | 430 | 13 | 0 | 17 | 92 | 49 | 16 | 1 | 13 | 1 | 1 | 14 | 43 | 1 | 19 | 11 |
| Foa | 1,383 | 412 | 17 | 425 | 149 | 235 | 20 | 0 | 1 | 4 | 33 | 82 | 0 | 4 | 0 | 0 | 0 | 0 | 1 | 0 | 0 |
| Lulunga | 923 | 167 | 22 | 157 | 104 | 397 | 0 | 0 | 0 | 36 | 5 | 33 | 0 | 0 | 0 | 0 | 0 | 0 | 2 | 0 | 0 |
| Mu'omu'a | 432 | 227 | 18 | 65 | 35 | 70 | 7 | 0 | 0 | 0 | 4 | 0 | 0 | 0 | 0 | 0 | 0 | 0 | 4 | 0 | 2 |
| Ha'ano | 478 | 117 | 1 | 107 | 74 | 164 | 9 | 0 | 0 | 3 | 3 | 0 | 0 | 0 | 0 | 0 | 0 | 0 | 0 | 0 | 0 |
| 'Uiha | 695 | 298 | 43 | 142 | 78 | 94 | 0 | 0 | 1 | 2 | 0 | 17 | 0 | 14 | 0 | 0 | 0 | 3 | 2 | 0 | 1 |
| 'Eua | 4,945 | 1,872 | 799 | 628 | 925 | 299 | 35 | 32 | 3 | 115 | 44 | 39 | 5 | 48 | 2 | 0 | 16 | 16 | 7 | 3 | 57 |
| 'Eua Prope | 2,800 | 1,110 | 106 | 447 | 662 | 207 | 34 | 18 | 1 | 77 | 37 | 38 | 5 | 9 | 2 | 0 | 16 | 11 | 5 | 0 | 15 |
| 'Eua fo'ou | 2,145 | 762 | 693 | 181 | 263 | 92 | 1 | 14 | 2 | 38 | 7 | 1 | 0 | 39 | 0 | 0 | 0 | 5 | 2 | 3 | 42 |
| Ongo Niu | 1,232 | 415 | 441 | 52 | 224 | 54 | 14 | 0 | 8 | 17 | 0 | 0 | 0 | 2 | 0 | 1 | 0 | 3 | 0 | 0 | 1 |
| Niuaotupapu | 739 | 183 | 320 | 35 | 113 | 54 | 7 | 0 | 8 | 14 | 0 | 0 | 0 | 0 | 0 | 1 | 0 | 3 | 0 | 0 | 1 |
| Niuafo'ou | 493 | 232 | 121 | 17 | 111 | 0 | 7 | 0 | 0 | 3 | 0 | 0 | 0 | 2 | 0 | 0 | 0 | 0 | 0 | 0 | 0 |

Table G 19: Total population by religious affiliation, by division, district and village

| Village | Total | FWC | RC | LDS | FCOT | COT | TOK | MF | AC | SDA | AOG | CCOT | GOS | BF | BU DH | TSA | JW | OPD | NO | Ref | Others |
|----------------------|---------------|---------------|---------------|---------------|--------------|--------------|--------------|------------|------------|--------------|--------------|------------|------------|------------|-----------|------------|------------|--------------|------------|-----------|------------|
| TONGA | 100,266 | 35,082 | 14,276 | 18,673 | 11,896 | 6,868 | 1,562 | 741 | 697 | 2,249 | 2,351 | 957 | 287 | 755 | 60 | 297 | 385 | 1,593 | 512 | 104 | 921 |
| Tongatapu | 74,291 | 26,060 | 11,040 | 14,220 | 7,853 | 4,348 | 1,181 | 684 | 650 | 1,714 | 1,980 | 563 | 226 | 522 | 49 | 269 | 297 | 1,356 | 453 | 76 | 750 |
| Kolofo'ou | 17,787 | 5,255 | 4,000 | 2,222 | 1,591 | 1,391 | 221 | 95 | 509 | 388 | 578 | 216 | 107 | 129 | 20 | 54 | 78 | 430 | 181 | 26 | 296 |
| Kolofo'ou | 8,091 | 2,800 | 1,100 | 913 | 728 | 529 | 138 | 34 | 429 | 228 | 358 | 194 | 37 | 62 | 8 | 26 | 39 | 137 | 125 | 15 | 191 |
| Ma'ufanga | 7,271 | 1,885 | 2,651 | 852 | 535 | 503 | 59 | 24 | 63 | 78 | 134 | 12 | 53 | 30 | 10 | 15 | 33 | 182 | 47 | 9 | 96 |
| Nukunukumotu(Siesia) | 60 | 0 | 0 | 0 | 4 | 49 | 0 | 0 | 0 | 0 | 0 | 0 | 0 | 0 | 0 | 0 | 0 | 0 | 7 | 0 | 0 |
| Popua | 1,848 | 451 | 229 | 408 | 209 | 226 | 24 | 32 | 16 | 75 | 53 | 4 | 17 | 19 | 2 | 13 | 6 | 52 | 2 | 2 | 8 |
| Tukutonga | 506 | 118 | 20 | 48 | 108 | 84 | 0 | 4 | 0 | 7 | 33 | 6 | 0 | 18 | 0 | 0 | 0 | 59 | 0 | 0 | 1 |
| Pangaimotu | 6 | 0 | 0 | 0 | 6 | 0 | 0 | 0 | 0 | 0 | 0 | 0 | 0 | 0 | 0 | 0 | 0 | 0 | 0 | 0 | 0 |
| Fafaa | 5 | 1 | 0 | 1 | 1 | 0 | 1 | 1 | 1 | 0 | 0 | 0 | 0 | 0 | 0 | 0 | 0 | 0 | 0 | 0 | 0 |
| Kolomotu'a | 17,066 | 7,506 | 1,303 | 2,327 | 1,684 | 997 | 565 | 221 | 123 | 405 | 489 | 162 | 39 | 158 | 16 | 49 | 115 | 474 | 164 | 25 | 244 |
| Kolomotu'a | 7,514 | 3,806 | 623 | 989 | 551 | 400 | 59 | 54 | 84 | 76 | 247 | 52 | 19 | 75 | 3 | 40 | 54 | 147 | 101 | 11 | 123 |
| Havelu | 3,503 | 1,172 | 315 | 656 | 483 | 219 | 94 | 29 | 15 | 90 | 101 | 76 | 9 | 15 | 6 | 3 | 23 | 128 | 25 | 3 | 41 |
| Tofoa | 3,505 | 1,182 | 294 | 340 | 346 | 216 | 412 | 130 | 23 | 181 | 87 | 34 | 11 | 18 | 7 | 1 | 33 | 87 | 35 | 3 | 65 |
| Hofoa | 1,173 | 507 | 2 | 253 | 137 | 94 | 0 | 0 | 1 | 29 | 21 | 0 | 0 | 30 | 0 | 5 | 5 | 74 | 2 | 2 | 11 |
| Puke | 911 | 412 | 59 | 84 | 165 | 63 | 0 | 8 | 0 | 29 | 25 | 0 | 0 | 20 | 0 | 0 | 0 | 38 | 0 | 5 | 3 |
| Sia'atoutai | 460 | 427 | 10 | 5 | 2 | 5 | 0 | 0 | 0 | 0 | 8 | 0 | 0 | 0 | 0 | 0 | 0 | 0 | 1 | 1 | 1 |
| Vaini | 12,995 | 3,570 | 2,008 | 3,586 | 1,409 | 680 | 153 | 195 | 8 | 660 | 172 | 66 | 19 | 70 | 4 | 54 | 53 | 155 | 37 | 16 | 80 |
| Vaini | 3,285 | 808 | 410 | 751 | 292 | 279 | 24 | 10 | 7 | 462 | 51 | 36 | 1 | 4 | 3 | 43 | 8 | 35 | 15 | 5 | 41 |
| Malapo | 652 | 256 | 58 | 88 | 128 | 5 | 84 | 16 | 0 | 4 | 0 | 0 | 0 | 0 | 0 | 0 | 0 | 4 | 4 | 0 | 5 |
| Longotome | 603 | 105 | 358 | 43 | 68 | 1 | 7 | 0 | 0 | 0 | 10 | 0 | 3 | 0 | 0 | 0 | 0 | 5 | 0 | 2 | 1 |
| Folaha | 946 | 262 | 295 | 212 | 108 | 2 | 11 | 0 | 0 | 19 | 19 | 6 | 0 | 0 | 0 | 0 | 0 | 10 | 2 | 0 | 0 |
| Nukuhetulu | 344 | 98 | 10 | 107 | 108 | 4 | 6 | 3 | 0 | 6 | 0 | 0 | 0 | 0 | 0 | 0 | 2 | 0 | 0 | 0 | 0 |
| Veitongo | 1,199 | 379 | 253 | 225 | 167 | 49 | 15 | 20 | 0 | 31 | 19 | 0 | 5 | 3 | 0 | 5 | 4 | 10 | 0 | 0 | 14 |
| Ha'ateiho | 2,664 | 760 | 273 | 853 | 168 | 223 | 10 | 122 | 0 | 58 | 26 | 11 | 7 | 25 | 1 | 6 | 34 | 67 | 7 | 0 | 13 |
| Pea | 2,014 | 592 | 284 | 816 | 154 | 59 | 0 | 9 | 0 | 31 | 31 | 10 | 3 | 2 | 0 | 0 | 0 | 10 | 3 | 4 | 6 |
| Tokomololo | 1,288 | 310 | 67 | 491 | 216 | 58 | 3 | 8 | 1 | 49 | 16 | 3 | 0 | 36 | 0 | 0 | 5 | 14 | 6 | 5 | 0 |
| Tatakamotonga | 7,034 | 3,134 | 732 | 1,249 | 822 | 162 | 104 | 35 | 2 | 106 | 245 | 82 | 6 | 78 | 1 | 74 | 2 | 110 | 21 | 4 | 65 |
| Tatakamotonga | 1,879 | 845 | 140 | 364 | 209 | 17 | 26 | 19 | 1 | 18 | 52 | 65 | 0 | 65 | 1 | 0 | 0 | 38 | 7 | 0 | 12 |
| Holonga | 488 | 164 | 98 | 92 | 49 | 0 | 7 | 0 | 0 | 21 | 48 | 6 | 0 | 0 | 0 | 0 | 0 | 0 | 0 | 0 | 3 |
| Pelehake | 797 | 522 | 40 | 163 | 4 | 3 | 0 | 0 | 0 | 16 | 8 | 0 | 0 | 0 | 0 | 0 | 1 | 9 | 1 | 1 | 29 |
| Fua'amotu | 1,630 | 781 | 69 | 282 | 126 | 97 | 43 | 3 | 1 | 37 | 45 | 0 | 6 | 6 | 0 | 70 | 0 | 41 | 11 | 0 | 12 |
| Nakolo | 411 | 127 | 0 | 120 | 122 | 7 | 3 | 0 | 0 | 0 | 10 | 10 | 0 | 7 | 0 | 4 | 0 | 0 | 0 | 1 | 0 |
| Ha'asini | 878 | 311 | 197 | 108 | 174 | 3 | 16 | 0 | 0 | 13 | 42 | 1 | 0 | 0 | 0 | 0 | 1 | 4 | 0 | 0 | 8 |
| Lavengatonga | 356 | 170 | 48 | 46 | 34 | 0 | 9 | 8 | 0 | 1 | 36 | 0 | 0 | 0 | 0 | 0 | 0 | 0 | 1 | 2 | 1 |
| Haveluiluku | 182 | 66 | 60 | 21 | 28 | 7 | 0 | 0 | 0 | 0 | 0 | 0 | 0 | 0 | 0 | 0 | 0 | 0 | 0 | 0 | 0 |
| Fatumu | 413 | 148 | 80 | 53 | 76 | 28 | 0 | 5 | 0 | 0 | 4 | 0 | 0 | 0 | 0 | 0 | 0 | 18 | 1 | 0 | 0 |
| Lapaha | 7,122 | 1,844 | 1,782 | 1,460 | 923 | 496 | 22 | 106 | 1 | 69 | 201 | 7 | 47 | 22 | 0 | 36 | 4 | 53 | 28 | 4 | 17 |
| Lapaha | 1,995 | 308 | 1,336 | 143 | 47 | 41 | 0 | 0 | 0 | 0 | 19 | 0 | 10 | 7 | 0 | 23 | 2 | 37 | 18 | 2 | 2 |
| Talasiu | 366 | 52 | 41 | 103 | 113 | 1 | 1 | 22 | 0 | 0 | 20 | 0 | 0 | 0 | 0 | 13 | 0 | 0 | 0 | 0 | 0 |
| Hoi | 427 | 136 | 21 | 50 | 84 | 48 | 5 | 1 | 0 | 3 | 70 | 0 | 0 | 0 | 0 | 0 | 0 | 6 | 1 | 2 | 0 |
| Nukuleka | 226 | 75 | 29 | 54 | 40 | 0 | 0 | 15 | 0 | 0 | 13 | 0 | 0 | 0 | 0 | 0 | 0 | 0 | 0 | 0 | 0 |
| Makaunga | 389 | 87 | 7 | 100 | 109 | 44 | 0 | 10 | 0 | 0 | 29 | 0 | 0 | 0 | 0 | 0 | 0 | 0 | 3 | 0 | 0 |
| Talafo'ou | 362 | 157 | 22 | 131 | 11 | 25 | 0 | 6 | 0 | 4 | 5 | 0 | 0 | 0 | 0 | 0 | 0 | 0 | 1 | 0 | 0 |

| Village | Total | FWC | RC | LDS | FCOT | COT | TOK | MF | AC | SDA | AOG | CCOT | GOS | BF | BU DH | TSA | JW | OPD | NO Rel | Ref | Others |
|-------------------|---------------|--------------|--------------|--------------|--------------|------------|------------|-----------|-----------|------------|------------|------------|-----------|------------|----------|-----------|-----------|------------|-----------|----------|-----------|
| Manuka | 272 | 198 | 0 | 24 | 25 | 0 | 0 | 8 | 0 | 0 | 0 | 0 | 15 | 0 | 0 | 0 | 0 | 0 | 2 | 0 | 0 |
| Navutoka | 717 | 215 | 26 | 204 | 76 | 103 | 0 | 20 | 0 | 28 | 10 | 1 | 13 | 7 | 0 | 0 | 0 | 6 | 3 | 0 | 5 |
| Kolonga | 1,135 | 280 | 213 | 271 | 204 | 73 | 16 | 7 | 1 | 18 | 23 | 0 | 0 | 8 | 0 | 0 | 0 | 4 | 0 | 0 | 8 |
| Afa | 478 | 119 | 15 | 159 | 125 | 35 | 0 | 9 | 0 | 2 | 12 | 0 | 0 | 0 | 0 | 0 | 0 | 0 | 0 | 0 | 2 |
| Niutoua | 671 | 198 | 66 | 194 | 71 | 126 | 0 | 0 | 0 | 14 | 0 | 0 | 0 | 0 | 0 | 0 | 2 | 0 | 0 | 0 | 0 |
| Eueiki | 83 | 19 | 6 | 27 | 17 | 0 | 0 | 8 | 0 | 0 | 0 | 6 | 0 | 0 | 0 | 0 | 0 | 0 | 0 | 0 | 0 |
| Fukave | 1 | 0 | 0 | 0 | 1 | 0 | 0 | 0 | 0 | 0 | 0 | 0 | 0 | 0 | 0 | 0 | 0 | 0 | 0 | 0 | 0 |
| Nukunuku | 8,008 | 2,739 | 1,061 | 2,536 | 696 | 414 | 46 | 15 | 5 | 23 | 249 | 18 | 0 | 27 | 6 | 0 | 45 | 89 | 7 | 1 | 31 |
| NUkunuku | 1,987 | 1,075 | 43 | 330 | 194 | 186 | 3 | 2 | 3 | 9 | 56 | 4 | 0 | 10 | 6 | 0 | 3 | 54 | 2 | 0 | 7 |
| Matahau | 570 | 78 | 122 | 360 | 0 | 9 | 0 | 0 | 0 | 0 | 0 | 0 | 0 | 1 | 0 | 0 | 0 | 0 | 0 | 0 | 0 |
| Matafonua | 235 | 37 | 102 | 47 | 24 | 8 | 0 | 0 | 0 | 10 | 3 | 0 | 0 | 2 | 0 | 0 | 0 | 1 | 1 | 0 | 0 |
| Fatai | 304 | 74 | 29 | 58 | 50 | 17 | 1 | 0 | 0 | 0 | 55 | 0 | 0 | 0 | 0 | 0 | 15 | 0 | 0 | 0 | 5 |
| Lakepa | 360 | 132 | 14 | 120 | 40 | 19 | 0 | 0 | 0 | 0 | 17 | 10 | 0 | 0 | 0 | 0 | 6 | 0 | 2 | 0 | 0 |
| Vaotu'u | 488 | 260 | 19 | 108 | 76 | 3 | 0 | 0 | 1 | 2 | 0 | 0 | 0 | 12 | 0 | 0 | 5 | 0 | 0 | 0 | 2 |
| Utulau | 622 | 262 | 104 | 166 | 75 | 0 | 0 | 7 | 0 | 2 | 0 | 3 | 0 | 0 | 0 | 0 | 0 | 2 | 0 | 0 | 1 |
| Ha'alalo | 605 | 176 | 117 | 250 | 49 | 0 | 0 | 0 | 0 | 0 | 8 | 1 | 0 | 0 | 0 | 0 | 1 | 0 | 0 | 0 | 3 |
| Ha'akame | 742 | 78 | 138 | 432 | 57 | 7 | 9 | 0 | 0 | 0 | 10 | 0 | 0 | 2 | 0 | 0 | 0 | 3 | 2 | 1 | 3 |
| Houma | 2,095 | 567 | 373 | 665 | 131 | 165 | 33 | 6 | 1 | 0 | 100 | 0 | 0 | 0 | 0 | 0 | 15 | 29 | 0 | 0 | 10 |
| Kolovai | 4,279 | 2,012 | 154 | 840 | 728 | 208 | 70 | 17 | 2 | 63 | 46 | 12 | 8 | 38 | 2 | 2 | 0 | 45 | 15 | 0 | 17 |
| Kolovai | 618 | 359 | 34 | 98 | 68 | 8 | 0 | 7 | 0 | 1 | 4 | 0 | 1 | 0 | 0 | 0 | 0 | 21 | 6 | 0 | 11 |
| Te'eki | 577 | 259 | 50 | 182 | 49 | 4 | 6 | 4 | 0 | 0 | 5 | 1 | 0 | 14 | 0 | 0 | 0 | 0 | 1 | 0 | 2 |
| Masilamea | 228 | 124 | 0 | 18 | 24 | 47 | 6 | 0 | 0 | 0 | 0 | 0 | 0 | 0 | 0 | 0 | 0 | 7 | 2 | 0 | 0 |
| Fahafa | 431 | 184 | 19 | 67 | 65 | 27 | 6 | 0 | 2 | 45 | 9 | 0 | 7 | 0 | 0 | 0 | 0 | 0 | 0 | 0 | 0 |
| Ha'utu | 253 | 113 | 7 | 83 | 17 | 22 | 3 | 0 | 0 | 1 | 5 | 0 | 0 | 0 | 2 | 0 | 0 | 0 | 0 | 0 | 0 |
| Kala'au | 152 | 63 | 0 | 9 | 2 | 58 | 0 | 0 | 0 | 16 | 4 | 0 | 0 | 0 | 0 | 0 | 0 | 0 | 0 | 0 | 0 |
| Fo'ui | 657 | 225 | 3 | 205 | 179 | 1 | 15 | 0 | 0 | 0 | 5 | 11 | 0 | 8 | 0 | 0 | 0 | 3 | 0 | 0 | 2 |
| Ha'avakatolo | 195 | 172 | 0 | 14 | 5 | 4 | 0 | 0 | 0 | 0 | 0 | 0 | 0 | 0 | 0 | 0 | 0 | 0 | 0 | 0 | 0 |
| Ahau | 386 | 247 | 24 | 56 | 11 | 6 | 29 | 6 | 0 | 0 | 0 | 0 | 0 | 1 | 0 | 2 | 0 | 3 | 1 | 0 | 0 |
| Kanokupolu | 333 | 129 | 12 | 54 | 91 | 29 | 0 | 0 | 0 | 0 | 13 | 0 | 0 | 0 | 0 | 0 | 0 | 0 | 4 | 0 | 1 |
| Ha'atafu | 269 | 54 | 5 | 45 | 129 | 2 | 5 | 0 | 0 | 0 | 1 | 0 | 0 | 15 | 0 | 0 | 0 | 11 | 1 | 0 | 1 |
| Atata | 180 | 83 | 0 | 9 | 88 | 0 | 0 | 0 | 0 | 0 | 0 | 0 | 0 | 0 | 0 | 0 | 0 | 0 | 0 | 0 | 0 |
| Vava'u | 13,687 | 4,806 | 1,617 | 2,557 | 2,281 | 777 | 283 | 25 | 17 | 266 | 229 | 207 | 55 | 152 | 8 | 26 | 58 | 172 | 46 | 6 | 99 |
| Neiafu | 5,194 | 1,740 | 939 | 833 | 598 | 232 | 66 | 13 | 12 | 169 | 82 | 170 | 3 | 86 | 6 | 9 | 27 | 106 | 27 | 5 | 71 |
| Neiafu | 3,677 | 1,102 | 805 | 604 | 424 | 141 | 9 | 13 | 12 | 104 | 57 | 163 | 0 | 72 | 1 | 9 | 27 | 84 | 19 | 5 | 26 |
| Makave | 399 | 205 | 75 | 10 | 45 | 2 | 33 | 0 | 0 | 12 | 14 | 3 | 0 | 0 | 0 | 0 | 0 | 0 | 0 | 0 | 0 |
| Toula | 357 | 94 | 56 | 44 | 58 | 35 | 24 | 0 | 0 | 1 | 6 | 1 | 0 | 0 | 5 | 0 | 0 | 22 | 8 | 0 | 3 |
| Utui | 303 | 108 | 0 | 66 | 35 | 1 | 0 | 0 | 0 | 52 | 0 | 0 | 0 | 0 | 0 | 0 | 0 | 0 | 0 | 0 | 41 |
| Ofu | 120 | 102 | 0 | 10 | 0 | 7 | 0 | 0 | 0 | 0 | 0 | 0 | 0 | 0 | 0 | 0 | 0 | 0 | 0 | 0 | 1 |
| Okoa | 261 | 88 | 1 | 89 | 32 | 26 | 0 | 0 | 0 | 0 | 5 | 3 | 3 | 14 | 0 | 0 | 0 | 0 | 0 | 0 | 0 |
| Olo'ua | 77 | 41 | 2 | 10 | 4 | 20 | 0 | 0 | 0 | 0 | 0 | 0 | 0 | 0 | 0 | 0 | 0 | 0 | 0 | 0 | 0 |
| Pangaimotu | 1,237 | 320 | 273 | 181 | 256 | 108 | 5 | 0 | 5 | 36 | 9 | 6 | 0 | 16 | 0 | 2 | 0 | 1 | 7 | 0 | 12 |
| Pangaimotu | 657 | 159 | 231 | 75 | 46 | 105 | 0 | 0 | 0 | 9 | 7 | 2 | 0 | 16 | 0 | 2 | 0 | 1 | 4 | 0 | 0 |
| Utulei | 116 | 76 | 33 | 0 | 0 | 0 | 2 | 0 | 5 | 0 | 0 | 0 | 0 | 0 | 0 | 0 | 0 | 0 | 0 | 0 | 0 |
| Nga'unoho | 179 | 44 | 3 | 67 | 61 | 0 | 0 | 0 | 0 | 0 | 0 | 4 | 0 | 0 | 0 | 0 | 0 | 0 | 0 | 0 | 0 |
| Utungake | 283 | 41 | 5 | 39 | 149 | 3 | 3 | 0 | 0 | 27 | 2 | 0 | 0 | 0 | 0 | 0 | 0 | 0 | 2 | 0 | 12 |
| Tapana | 2 | 0 | 1 | 0 | 0 | 0 | 0 | 0 | 0 | 0 | 0 | 0 | 0 | 0 | 0 | 0 | 0 | 0 | 1 | 0 | 0 |

| Village | Total | FWC | RC | LDS | FCOT | COT | TOK | MF | AC | SDA | AOG | CCOT | GOS | BF | BU DH | TSA | JW | OPD | NO | Ref | Others | |
|------------------|--------------|--------------|------------|--------------|------------|--------------|------------|-----------|-----------|------------|-----------|------------|-----------|-----------|----------|-----------|-----------|-----------|-----------|-----------|-----------|---|
| Hahake | 2,028 | 733 | 127 | 688 | 422 | 21 | 4 | 0 | 0 | 4 | 3 | 0 | 0 | 15 | 0 | 0 | 1 | 7 | 2 | 0 | 1 | |
| Ha'alaufuili | 377 | 98 | 1 | 206 | 67 | 0 | 0 | 0 | 0 | 0 | 0 | 0 | 0 | 0 | 0 | 0 | 1 | 4 | 0 | 0 | 0 | |
| Ha'akio | 125 | 100 | 7 | 18 | 0 | 0 | 0 | 0 | 0 | 0 | 0 | 0 | 0 | 0 | 0 | 0 | 0 | 0 | 0 | 0 | 0 | 0 |
| Houma | 141 | 110 | 4 | 23 | 3 | 0 | 1 | 0 | 0 | 0 | 0 | 0 | 0 | 0 | 0 | 0 | 0 | 0 | 0 | 0 | 0 | 0 |
| Mangia | 102 | 72 | 1 | 17 | 0 | 4 | 0 | 0 | 0 | 4 | 3 | 0 | 0 | 0 | 0 | 0 | 0 | 0 | 0 | 0 | 1 | 1 |
| Ta'anea | 644 | 163 | 101 | 258 | 110 | 4 | 3 | 0 | 0 | 0 | 0 | 0 | 0 | 0 | 0 | 0 | 0 | 3 | 2 | 0 | 0 | 0 |
| Tu'anekivale | 367 | 137 | 0 | 89 | 126 | 0 | 0 | 0 | 0 | 0 | 0 | 0 | 0 | 15 | 0 | 0 | 0 | 0 | 0 | 0 | 0 | 0 |
| Koloa | 142 | 39 | 8 | 50 | 33 | 12 | 0 | 0 | 0 | 0 | 0 | 0 | 0 | 0 | 0 | 0 | 0 | 0 | 0 | 0 | 0 | 0 |
| Holeva | 130 | 14 | 5 | 27 | 83 | 1 | 0 | 0 | 0 | 0 | 0 | 0 | 0 | 0 | 0 | 0 | 0 | 0 | 0 | 0 | 0 | 0 |
| Leimatu'a | 2,503 | 833 | 220 | 424 | 622 | 94 | 61 | 0 | 13 | 67 | 0 | 52 | 24 | 0 | 8 | 23 | 49 | 0 | 0 | 13 | 13 | |
| Leimatu'a | 1,173 | 552 | 127 | 146 | 147 | 43 | 52 | 0 | 8 | 41 | 0 | 0 | 52 | 0 | 0 | 3 | 1 | 0 | 0 | 0 | 1 | |
| Holonga | 401 | 146 | 5 | 74 | 85 | 0 | 8 | 0 | 2 | 21 | 0 | 0 | 0 | 24 | 0 | 0 | 0 | 29 | 0 | 0 | 7 | |
| Feletoa | 402 | 54 | 88 | 99 | 129 | 17 | 0 | 0 | 0 | 5 | 0 | 0 | 0 | 0 | 0 | 0 | 0 | 10 | 0 | 0 | 0 | |
| Mataika | 527 | 81 | 0 | 105 | 261 | 34 | 1 | 0 | 3 | 0 | 0 | 0 | 0 | 0 | 0 | 5 | 22 | 10 | 0 | 0 | 5 | |
| Hihifo | 1,989 | 849 | 49 | 321 | 266 | 247 | 130 | 12 | 0 | 43 | 37 | 0 | 0 | 11 | 0 | 7 | 7 | 9 | 0 | 1 | 1 | |
| Longomapu | 546 | 323 | 14 | 64 | 2 | 128 | 0 | 0 | 1 | 0 | 0 | 0 | 0 | 0 | 0 | 7 | 7 | 0 | 0 | 0 | 0 | |
| Taao | 516 | 342 | 0 | 39 | 6 | 117 | 12 | 0 | 0 | 0 | 0 | 0 | 0 | 0 | 0 | 0 | 0 | 0 | 0 | 0 | 0 | |
| Tefisi | 532 | 66 | 23 | 139 | 165 | 59 | 10 | 0 | 23 | 37 | 0 | 0 | 0 | 1 | 0 | 0 | 0 | 9 | 0 | 0 | 0 | |
| Vaimalo | 112 | 46 | 0 | 12 | 53 | 0 | 3 | 0 | 0 | 0 | 0 | 0 | 0 | 10 | 0 | 0 | 0 | 0 | 0 | 0 | 0 | |
| Tu'anuku | 283 | 72 | 12 | 79 | 46 | 54 | 0 | 0 | 19 | 0 | 0 | 0 | 0 | 0 | 0 | 0 | 0 | 0 | 0 | 0 | 1 | |
| Motu | 736 | 331 | 9 | 110 | 117 | 75 | 17 | 0 | 1 | 31 | 0 | 31 | 0 | 0 | 2 | 0 | 0 | 0 | 10 | 1 | 1 | |
| Kapa | 42 | 34 | 3 | 0 | 5 | 0 | 0 | 0 | 0 | 0 | 0 | 0 | 0 | 0 | 0 | 0 | 0 | 0 | 0 | 0 | 0 | |
| Falevai | 79 | 47 | 0 | 3 | 18 | 11 | 0 | 0 | 0 | 0 | 0 | 0 | 0 | 0 | 0 | 0 | 0 | 0 | 0 | 0 | 0 | |
| Otea | 96 | 39 | 0 | 57 | 0 | 0 | 0 | 0 | 0 | 0 | 0 | 0 | 0 | 0 | 0 | 0 | 0 | 0 | 0 | 0 | 0 | |
| Lape | 16 | 16 | 0 | 0 | 0 | 0 | 0 | 0 | 0 | 0 | 0 | 0 | 0 | 0 | 0 | 0 | 0 | 0 | 0 | 0 | 0 | |
| Matamaka | 79 | 14 | 0 | 6 | 26 | 19 | 0 | 0 | 1 | 13 | 0 | 0 | 0 | 0 | 0 | 0 | 0 | 0 | 0 | 0 | 0 | |
| Nuapapu | 98 | 48 | 0 | 19 | 9 | 4 | 0 | 0 | 0 | 18 | 0 | 0 | 0 | 0 | 0 | 0 | 0 | 0 | 0 | 0 | 0 | |
| Ovaka | 97 | 53 | 1 | 5 | 36 | 0 | 0 | 0 | 0 | 0 | 0 | 0 | 0 | 0 | 0 | 0 | 0 | 0 | 0 | 1 | 1 | |
| Taunga | 28 | 28 | 0 | 0 | 0 | 0 | 0 | 0 | 0 | 0 | 0 | 0 | 0 | 0 | 0 | 0 | 0 | 0 | 0 | 0 | 0 | |
| Hunga | 178 | 44 | 5 | 15 | 23 | 41 | 17 | 0 | 0 | 0 | 0 | 31 | 0 | 0 | 2 | 0 | 0 | 0 | 0 | 0 | 0 | |
| Foeata | 15 | 8 | 0 | 0 | 0 | 0 | 0 | 0 | 0 | 0 | 0 | 0 | 0 | 0 | 0 | 0 | 0 | 0 | 7 | 0 | 0 | |
| Mounu | 2 | 0 | 0 | 0 | 0 | 0 | 0 | 0 | 0 | 0 | 0 | 0 | 0 | 0 | 0 | 0 | 0 | 0 | 2 | 0 | 0 | |
| Eueiki | 5 | 0 | 0 | 5 | 0 | 0 | 0 | 0 | 0 | 0 | 0 | 0 | 0 | 0 | 0 | 0 | 0 | 0 | 0 | 0 | 0 | |
| Mala | 1 | 0 | 0 | 0 | 0 | 0 | 0 | 0 | 0 | 0 | 0 | 0 | 0 | 0 | 0 | 0 | 0 | 0 | 1 | 0 | 0 | |
| Fofoa | 0 | 0 | 0 | 0 | 0 | 0 | 0 | 0 | 0 | 0 | 0 | 0 | 0 | 0 | 0 | 0 | 0 | 0 | 0 | 0 | 0 | |
| Ha'apai | 6,111 | 1,929 | 379 | 1,216 | 613 | 1,390 | 49 | 0 | 19 | 137 | 98 | 148 | 1 | 31 | 1 | 1 | 14 | 46 | 6 | 19 | 14 | |
| Pangai | 2,200 | 708 | 278 | 320 | 173 | 430 | 13 | 0 | 17 | 92 | 49 | 16 | 1 | 13 | 1 | 1 | 14 | 43 | 1 | 19 | 11 | |
| Pangai | 1,084 | 285 | 210 | 181 | 88 | 187 | 12 | 0 | 8 | 15 | 28 | 9 | 0 | 13 | 0 | 1 | 14 | 6 | 1 | 19 | 7 | |
| Hihifo | 784 | 299 | 67 | 94 | 62 | 136 | 1 | 0 | 9 | 50 | 21 | 2 | 1 | 0 | 1 | 0 | 0 | 37 | 0 | 0 | 4 | |
| Holopeka | 126 | 44 | 0 | 2 | 4 | 71 | 0 | 0 | 0 | 5 | 0 | 0 | 0 | 0 | 0 | 0 | 0 | 0 | 0 | 0 | 0 | |
| Koulo | 206 | 80 | 1 | 43 | 19 | 36 | 0 | 0 | 0 | 22 | 0 | 5 | 0 | 0 | 0 | 0 | 0 | 0 | 0 | 0 | 0 | |
| Foa | 1,383 | 412 | 17 | 425 | 149 | 235 | 20 | 0 | 1 | 4 | 33 | 82 | 0 | 4 | 0 | 0 | 0 | 0 | 1 | 0 | 0 | |
| Fangale'ounga | 140 | 58 | 0 | 24 | 45 | 9 | 0 | 0 | 0 | 4 | 0 | 0 | 0 | 0 | 0 | 0 | 0 | 0 | 0 | 0 | 0 | |
| Fotua | 259 | 70 | 0 | 131 | 24 | 34 | 0 | 0 | 0 | 0 | 0 | 0 | 0 | 0 | 0 | 0 | 0 | 0 | 0 | 0 | 0 | |
| Lotofoa | 413 | 206 | 11 | 94 | 40 | 38 | 6 | 0 | 0 | 14 | 0 | 0 | 0 | 4 | 0 | 0 | 0 | 0 | 0 | 0 | 0 | |
| Faleloa | 371 | 62 | 6 | 97 | 26 | 78 | 14 | 0 | 1 | 4 | 15 | 67 | 0 | 0 | 0 | 0 | 0 | 0 | 1 | 0 | 0 | |

| Village | Total | FWC | RC | LDS | FCOT | COT | TOK | MF | AC | SDA | AOG | CCOT | GOS | BF | BU DH | TSA | JW | OPD | NO | Ref | Others | |
|----------------------|--------------|--------------|------------|------------|------------|------------|-----------|-----------|----------|------------|-----------|-----------|----------|-----------|----------|----------|-----------|-----------|----------|----------|-----------|---|
| Ha'afakahenga | 90 | 0 | 0 | 79 | 3 | 8 | 0 | 0 | 0 | 0 | 0 | 0 | 0 | 0 | 0 | 0 | 0 | 0 | 0 | 0 | 0 | |
| Ha'ateiho | 110 | 16 | 0 | 0 | 11 | 68 | 0 | 0 | 0 | 0 | 0 | 15 | 0 | 0 | 0 | 0 | 0 | 0 | 0 | 0 | 0 | |
| Lulunga | 923 | 167 | 22 | 157 | 104 | 397 | 0 | 0 | 0 | 36 | 5 | 33 | 0 | 0 | 0 | 0 | 0 | 0 | 2 | 0 | 0 | |
| Ha'afeva | 297 | 63 | 14 | 53 | 39 | 125 | 0 | 0 | 0 | 0 | 0 | 1 | 0 | 0 | 0 | 0 | 0 | 0 | 2 | 0 | 0 | |
| Tungua | 187 | 12 | 7 | 11 | 44 | 72 | 0 | 0 | 0 | 36 | 5 | 0 | 0 | 0 | 0 | 0 | 0 | 0 | 0 | 0 | 0 | |
| Fotuha'a | 105 | 11 | 0 | 12 | 1 | 81 | 0 | 0 | 0 | 0 | 0 | 0 | 0 | 0 | 0 | 0 | 0 | 0 | 0 | 0 | 0 | |
| 'O'ua | 116 | 29 | 1 | 39 | 16 | 31 | 0 | 0 | 0 | 0 | 0 | 0 | 0 | 0 | 0 | 0 | 0 | 0 | 0 | 0 | 0 | |
| Matuku | 89 | 7 | 0 | 27 | 0 | 55 | 0 | 0 | 0 | 0 | 0 | 0 | 0 | 0 | 0 | 0 | 0 | 0 | 0 | 0 | 0 | |
| Kotu | 129 | 45 | 0 | 15 | 4 | 33 | 0 | 0 | 0 | 0 | 0 | 32 | 0 | 0 | 0 | 0 | 0 | 0 | 0 | 0 | 0 | |
| Mu'omu'a | 440 | 227 | 18 | 65 | 35 | 70 | 7 | 0 | 0 | 0 | 8 | 0 | 0 | 0 | 0 | 0 | 0 | 0 | 8 | 0 | 2 | |
| Nomuka | 369 | 170 | 12 | 65 | 35 | 70 | 7 | 0 | 0 | 0 | 4 | 0 | 0 | 0 | 0 | 0 | 0 | 0 | 4 | 0 | 2 | |
| Mango | 33 | 33 | 0 | 0 | 0 | 0 | 0 | 0 | 0 | 0 | 0 | 0 | 0 | 0 | 0 | 0 | 0 | 0 | 0 | 0 | 0 | |
| Fonoifua | 38 | 24 | 6 | 0 | 0 | 0 | 0 | 0 | 0 | 0 | 4 | 0 | 0 | 0 | 0 | 0 | 0 | 0 | 4 | 0 | 0 | |
| Ha'ano | 478 | 117 | 1 | 107 | 74 | 164 | 9 | 0 | 0 | 3 | 3 | 0 | 0 | 0 | 0 | 0 | 0 | 0 | 0 | 0 | 0 | |
| Fakakai | 150 | 52 | 1 | 17 | 42 | 38 | 0 | 0 | 0 | 0 | 0 | 0 | 0 | 0 | 0 | 0 | 0 | 0 | 0 | 0 | 0 | |
| Pukotala | 89 | 13 | 0 | 29 | 0 | 38 | 9 | 0 | 0 | 0 | 0 | 0 | 0 | 0 | 0 | 0 | 0 | 0 | 0 | 0 | 0 | |
| Ha'ano | 123 | 19 | 0 | 50 | 22 | 29 | 0 | 0 | 3 | 0 | 0 | 0 | 0 | 0 | 0 | 0 | 0 | 0 | 0 | 0 | 0 | |
| Muitoa | 53 | 20 | 0 | 3 | 1 | 29 | 0 | 0 | 0 | 0 | 0 | 0 | 0 | 0 | 0 | 0 | 0 | 0 | 0 | 0 | 0 | |
| Mo'unga'one | 63 | 13 | 0 | 8 | 9 | 30 | 0 | 0 | 0 | 0 | 3 | 0 | 0 | 0 | 0 | 0 | 0 | 0 | 0 | 0 | 0 | |
| 'Uiha | 695 | 298 | 43 | 142 | 78 | 94 | 0 | 0 | 1 | 2 | 0 | 17 | 0 | 14 | 0 | 0 | 0 | 3 | 2 | 0 | 1 | |
| Uiha | 378 | 170 | 39 | 69 | 31 | 65 | 0 | 0 | 0 | 0 | 0 | 0 | 0 | 0 | 0 | 0 | 0 | 0 | 1 | 0 | 0 | |
| Felemea | 180 | 54 | 0 | 59 | 6 | 27 | 0 | 0 | 2 | 0 | 0 | 16 | 0 | 14 | 0 | 0 | 0 | 0 | 1 | 0 | 0 | |
| Lofanga | 137 | 74 | 4 | 14 | 41 | 2 | 0 | 0 | 1 | 0 | 0 | 1 | 0 | 0 | 0 | 0 | 0 | 0 | 0 | 0 | 0 | |
| Eua | 4,945 | 1,872 | 799 | 628 | 925 | 299 | 35 | 32 | 3 | 115 | 44 | 39 | 5 | 48 | 2 | 0 | 16 | 16 | 7 | 3 | 57 | |
| Eua Motu'a | 2,800 | 1,110 | 106 | 447 | 662 | 207 | 34 | 18 | 1 | 77 | 37 | 38 | 5 | 9 | 2 | 0 | 16 | 11 | 5 | 0 | 15 | |
| Ohonua | 1,253 | 364 | 22 | 162 | 362 | 157 | 10 | 14 | 1 | 70 | 18 | 38 | 0 | 8 | 2 | 0 | 7 | 11 | 4 | 0 | 3 | |
| Tufuvali | 231 | 92 | 8 | 3 | 116 | 3 | 0 | 0 | 0 | 0 | 0 | 0 | 0 | 0 | 0 | 0 | 6 | 0 | 1 | 0 | 2 | |
| Pangai | 324 | 132 | 15 | 61 | 72 | 25 | 13 | 0 | 0 | 0 | 0 | 0 | 0 | 0 | 0 | 0 | 3 | 0 | 0 | 0 | 3 | |
| Houma | 278 | 168 | 31 | 22 | 38 | 0 | 0 | 0 | 5 | 8 | 0 | 0 | 5 | 1 | 0 | 0 | 0 | 0 | 0 | 0 | 0 | |
| Ha'atu'a / Kolomaile | 522 | 174 | 28 | 189 | 74 | 22 | 11 | 4 | 0 | 2 | 11 | 0 | 0 | 0 | 0 | 0 | 0 | 0 | 0 | 0 | 7 | |
| Ta'anga | 192 | 180 | 2 | 10 | 0 | 0 | 0 | 0 | 0 | 0 | 0 | 0 | 0 | 0 | 0 | 0 | 0 | 0 | 0 | 0 | 0 | |
| 'Eua fo'ou | 2,145 | 762 | 693 | 181 | 263 | 92 | 1 | 14 | 2 | 38 | 7 | 1 | 0 | 39 | 0 | 0 | 0 | 5 | 2 | 3 | 42 | |
| Angaha | 382 | 75 | 234 | 13 | 5 | 3 | 0 | 0 | 2 | 35 | 0 | 0 | 0 | 0 | 0 | 0 | 0 | 0 | 0 | 0 | 15 | |
| Futu | 258 | 61 | 106 | 32 | 6 | 14 | 0 | 0 | 0 | 0 | 0 | 0 | 0 | 7 | 0 | 0 | 5 | 2 | 2 | 2 | 23 | |
| Esia | 231 | 19 | 166 | 33 | 4 | 0 | 1 | 0 | 0 | 0 | 6 | 0 | 0 | 0 | 0 | 0 | 0 | 0 | 0 | 0 | 2 | |
| Sapa'ata | 160 | 45 | 23 | 2 | 88 | 0 | 0 | 0 | 0 | 0 | 0 | 0 | 0 | 0 | 0 | 0 | 0 | 0 | 0 | 0 | 2 | |
| Fata'luiua | 231 | 77 | 46 | 27 | 46 | 18 | 0 | 0 | 0 | 0 | 1 | 1 | 0 | 14 | 0 | 0 | 0 | 0 | 0 | 1 | 0 | |
| Mu'a | 161 | 108 | 11 | 17 | 25 | 0 | 0 | 0 | 0 | 0 | 0 | 0 | 0 | 0 | 0 | 0 | 0 | 0 | 0 | 0 | 0 | |
| Tongamama'o | 179 | 59 | 28 | 38 | 44 | 0 | 0 | 7 | 0 | 3 | 0 | 0 | 0 | 0 | 0 | 0 | 0 | 0 | 0 | 0 | 0 | |
| Petani | 277 | 140 | 31 | 19 | 12 | 50 | 0 | 7 | 0 | 0 | 0 | 0 | 0 | 18 | 0 | 0 | 0 | 0 | 0 | 0 | 0 | |
| Mata'aho | 266 | 178 | 48 | 0 | 33 | 7 | 0 | 0 | 0 | 0 | 0 | 0 | 0 | 0 | 0 | 0 | 0 | 0 | 0 | 0 | 0 | |
| Orongo Niua | 1,232 | 415 | 441 | 52 | 224 | 54 | 14 | 0 | 8 | 17 | 0 | 0 | 0 | 2 | 0 | 1 | 0 | 3 | 0 | 0 | 1 | |
| Niuatoputapu | 739 | 183 | 320 | 35 | 113 | 54 | 7 | 0 | 8 | 14 | 0 | 0 | 0 | 0 | 0 | 1 | 0 | 3 | 0 | 0 | 1 | |
| Hihifo | 302 | 62 | 83 | 8 | 71 | 44 | 7 | 0 | 8 | 14 | 0 | 0 | 0 | 0 | 0 | 0 | 0 | 0 | 3 | 0 | 0 | 1 |
| Valpoa | 183 | 56 | 95 | 9 | 16 | 7 | 0 | 0 | 0 | 0 | 0 | 0 | 0 | 0 | 0 | 0 | 0 | 0 | 0 | 0 | 0 | |
| Falehau | 223 | 64 | 115 | 18 | 26 | 0 | 0 | 0 | 0 | 0 | 0 | 0 | 0 | 0 | 0 | 0 | 0 | 0 | 0 | 0 | 0 | |

| Village | Total | FWC | RC | LDS | FCOT | COT | TOK | MF | AC | SDA | AOG | CCOT | GOS | BF | BU DH | TSA | JW | OPD | NO Rel | Ref | Others |
|-----------------|------------|------------|------------|-----------|------------|----------|----------|----------|----------|----------|----------|----------|----------|----------|----------|----------|----------|----------|-----------|----------|----------|
| Tafahi | 31 | 1 | 27 | 0 | 0 | 3 | 0 | 0 | 0 | 0 | 0 | 0 | 0 | 0 | 0 | 0 | 0 | 0 | 0 | 0 | 0 |
| Niufo'ou | 493 | 232 | 121 | 17 | 111 | 0 | 7 | 0 | 0 | 3 | 0 | 0 | 0 | 2 | 0 | 0 | 0 | 0 | 0 | 0 | 0 |
| Esia | 130 | 82 | 43 | 0 | 5 | 0 | 0 | 0 | 0 | 0 | 0 | 0 | 0 | 0 | 0 | 0 | 0 | 0 | 0 | 0 | 0 |
| Kolofo'ou | 43 | 4 | 31 | 0 | 6 | 0 | 0 | 0 | 0 | 2 | 0 | 0 | 0 | 0 | 0 | 0 | 0 | 0 | 0 | 0 | 0 |
| Sapaata | 145 | 59 | 16 | 17 | 46 | 0 | 7 | 0 | 0 | 0 | 0 | 0 | 0 | 0 | 0 | 0 | 0 | 0 | 0 | 0 | 0 |
| Fata'luiua | 61 | 25 | 0 | 0 | 36 | 0 | 0 | 0 | 0 | 0 | 0 | 0 | 0 | 0 | 0 | 0 | 0 | 0 | 0 | 0 | 0 |
| Mata'aho | 16 | 9 | 7 | 0 | 0 | 0 | 0 | 0 | 0 | 0 | 0 | 0 | 0 | 0 | 0 | 0 | 0 | 0 | 0 | 0 | 0 |
| Mu'a | 15 | 8 | 2 | 0 | 4 | 0 | 0 | 0 | 0 | 1 | 0 | 0 | 0 | 0 | 0 | 0 | 0 | 0 | 0 | 0 | 0 |
| Tongamama'o | 15 | 15 | 0 | 0 | 0 | 0 | 0 | 0 | 0 | 0 | 0 | 0 | 0 | 0 | 0 | 0 | 0 | 0 | 0 | 0 | 0 |
| Petani | 68 | 30 | 22 | 0 | 14 | 0 | 0 | 0 | 0 | 0 | 0 | 0 | 0 | 2 | 0 | 0 | 0 | 0 | 0 | 0 | 0 |

Note: Exclude visitor or non-resident

Table G 20: Religious affiliation by sex and ethnic group

| | Part - | | | | | | | | | | | Not elsewhere classified | Other |
|--|----------------|---------------|------------|------------|------------|-------------|------------|------------------------|------------|-----------|------------|--------------------------|-------|
| | Total | Tongan | Tongan | European | Fijian | Indo-Fijian | Chinese | Other Pacific Islander | Asian | | | | |
| Total | 100,266 | 97,640 | 789 | 189 | 292 | 91 | 650 | 189 | 108 | 31 | 287 | | |
| Free Wesleyan Church (FWC) | 35,082 | 34,641 | 220 | 26 | 62 | 10 | 7 | 46 | 10 | 9 | 51 | | |
| Roman Catholic (RC) | 14,276 | 13,915 | 139 | 46 | 49 | 16 | 10 | 27 | 18 | 6 | 50 | | |
| Latter Day Saint (LDS) | 18,673 | 18,364 | 172 | 20 | 13 | 8 | 30 | 29 | 6 | 4 | 27 | | |
| Free Church of Tonga (FCOT) | 11,896 | 11,821 | 41 | 6 | 7 | 1 | 0 | 11 | 4 | 1 | 4 | | |
| Church of Tonga (COT) | 6,868 | 6,838 | 15 | 4 | 0 | 0 | 1 | 2 | 1 | 1 | 6 | | |
| Tokaikolo / Maamafo'ou | 1,562 | 1,551 | 8 | 1 | 0 | 0 | 0 | 2 | 0 | 0 | 0 | | |
| Mo'ui Fo'ou 'ia Kalaisi | 741 | 734 | 3 | 0 | 2 | 0 | 0 | 0 | 1 | 0 | 1 | | |
| Anglican Church (AC) | 697 | 626 | 31 | 5 | 4 | 0 | 0 | 17 | 0 | 0 | 14 | | |
| Seventh Day Adventist (SDA) | 2,249 | 2,159 | 39 | 3 | 26 | 6 | 3 | 8 | 0 | 0 | 5 | | |
| Assembly of God (AOD) | 2,347 | 2,245 | 18 | 2 | 41 | 2 | 16 | 11 | 3 | 1 | 8 | | |
| Constitutional Church of Tonga (CCOT) | 957 | 944 | 10 | 1 | 0 | 0 | 0 | 0 | 1 | 0 | 1 | | |
| Gospel Church | 287 | 273 | 5 | 0 | 3 | 0 | 4 | 0 | 2 | 0 | 0 | | |
| Baha'i Faith | 755 | 717 | 17 | 4 | 1 | 0 | 5 | 1 | 1 | 0 | 9 | | |
| Buddhist | 60 | 6 | 3 | 3 | 0 | 5 | 31 | 0 | 4 | 0 | 8 | | |
| The Salvation Army | 297 | 272 | 9 | 1 | 3 | 1 | 0 | 3 | 0 | 1 | 7 | | |
| Jehovah's Witnesses | 385 | 359 | 9 | 7 | 2 | 0 | 1 | 7 | 0 | 0 | 0 | | |
| Other Pentecostal Denomination (all Pentecostal Churches excludes AOG) | 1,593 | 1,490 | 23 | 4 | 40 | 4 | 12 | 4 | 3 | 1 | 12 | | |
| No religious affiliation | 516 | 86 | 9 | 40 | 4 | 7 | 279 | 16 | 28 | 4 | 43 | | |
| Refuse to answer | 104 | 13 | 1 | 3 | 0 | 1 | 75 | 0 | 2 | 2 | 7 | | |
| Others | 921 | 586 | 17 | 13 | 35 | 30 | 176 | 5 | 24 | 1 | 34 | | |
| Male | 49,983 | 48,580 | 413 | 113 | 114 | 55 | 388 | 97 | 56 | 17 | 150 | | |
| Free Wesleyan Church (FWC) | 17,518 | 17,296 | 120 | 15 | 25 | 7 | 5 | 16 | 5 | 5 | 24 | | |
| Roman Catholic (RC) | 7,017 | 6,824 | 80 | 29 | 19 | 9 | 7 | 14 | 7 | 4 | 24 | | |
| Latter Day Saint (LDS) | 9,283 | 9,126 | 70 | 18 | 5 | 5 | 16 | 19 | 4 | 3 | 17 | | |
| Free Church of Tonga (FCOT) | 5,994 | 5,950 | 28 | 3 | 3 | 1 | 0 | 5 | 3 | 0 | 1 | | |
| Church of Tonga (COT) | 3,450 | 3,440 | 5 | 0 | 0 | 0 | 0 | 1 | 1 | 0 | 3 | | |
| Tokaikolo / Maamafo'ou | 735 | 728 | 4 | 1 | 0 | 0 | 0 | 2 | 0 | 0 | 0 | | |
| Mo'ui Fo'ou 'ia Kalaisi | 358 | 355 | 1 | 0 | 1 | 0 | 0 | 0 | 1 | 0 | 0 | | |
| Anglican Church (AC) | 342 | 310 | 13 | 3 | 1 | 0 | 0 | 9 | 0 | 0 | 6 | | |
| Seventh Day Adventist (SDA) | 1,108 | 1,065 | 23 | 2 | 8 | 2 | 2 | 4 | 0 | 0 | 2 | | |
| Assembly of God (AOD) | 1,140 | 1,102 | 8 | 2 | 12 | 2 | 4 | 5 | 1 | 0 | 4 | | |
| Constitutional Church of Tonga (CCOT) | 487 | 480 | 6 | 0 | 0 | 0 | 0 | 0 | 0 | 0 | 1 | | |
| Gospel Church | 147 | 139 | 3 | 0 | 1 | 0 | 4 | 0 | 0 | 0 | 0 | | |
| Baha'i Faith | 399 | 377 | 12 | 2 | 0 | 0 | 3 | 0 | 1 | 0 | 4 | | |
| Buddhist | 32 | 5 | 0 | 1 | 0 | 2 | 18 | 0 | 2 | 0 | 4 | | |
| The Salvation Army | 154 | 139 | 5 | 1 | 2 | 0 | 0 | 1 | 0 | 1 | 5 | | |
| Jehovah's Witnesses | 200 | 186 | 4 | 4 | 0 | 0 | 1 | 5 | 0 | 0 | 0 | | |

| | Total | Tongan | Part-Tongan | European | Fijian | Indo-Fijian | Chinese | Other Pacific Islander | Other Asian | Not elsewhere classified | Other |
|--|---------------|---------------|-------------|-----------|------------|-------------|------------|------------------------|-------------|--------------------------|------------|
| Other Pentecostal Denomination (all Pentecostal Churches excludes AOG) | 762 | 710 | 16 | 1 | 19 | 1 | 5 | 2 | 1 | 1 | 6 |
| No religious affiliation | 320 | 51 | 5 | 25 | 3 | 5 | 176 | 9 | 17 | 2 | 27 |
| Refuse to answer | 53 | 4 | 1 | 2 | 0 | 1 | 43 | 0 | 0 | 0 | 2 |
| Others | 484 | 293 | 9 | 4 | 15 | 20 | 104 | 5 | 13 | 1 | 20 |
| Female | 50,283 | 49,060 | 376 | 76 | 178 | 36 | 262 | 92 | 52 | 14 | 137 |
| Free Wesleyan Church (FWC) | 17,564 | 17,345 | 100 | 11 | 37 | 3 | 2 | 30 | 5 | 4 | 27 |
| Roman Catholic (RC) | 7,259 | 7,091 | 59 | 17 | 30 | 7 | 3 | 13 | 11 | 2 | 26 |
| Latter Day Saint (LDS) | 9,390 | 9,238 | 102 | 2 | 8 | 3 | 14 | 10 | 2 | 1 | 10 |
| Free Church of Tonga (FCOT) | 5,902 | 5,871 | 13 | 3 | 4 | 0 | 0 | 6 | 1 | 1 | 3 |
| Church of Tonga (COT) | 3,418 | 3,398 | 10 | 4 | 0 | 0 | 1 | 1 | 0 | 1 | 3 |
| Tokaikolo / Maamafo'ou | 827 | 823 | 4 | 0 | 0 | 0 | 0 | 0 | 0 | 0 | 0 |
| Mo'ui Fo'ou 'ia Kalaisi | 383 | 379 | 2 | 0 | 1 | 0 | 0 | 0 | 0 | 0 | 1 |
| Anglican Church (AC) | 355 | 316 | 18 | 2 | 3 | 0 | 0 | 8 | 0 | 0 | 8 |
| Seventh Day Adventist (SDA) | 1,141 | 1,094 | 16 | 1 | 18 | 4 | 1 | 4 | 0 | 0 | 3 |
| Assembly of God (AOD) | 1,207 | 1,143 | 10 | 0 | 29 | 0 | 12 | 6 | 2 | 1 | 4 |
| Constitutional Church of Tonga (CCOT) | 470 | 464 | 4 | 1 | 0 | 0 | 0 | 0 | 1 | 0 | 0 |
| Gospel Church | 140 | 134 | 2 | 0 | 2 | 0 | 0 | 0 | 2 | 0 | 0 |
| Baha'i Faith | 356 | 340 | 5 | 2 | 1 | 0 | 2 | 1 | 0 | 0 | 5 |
| Buddhist | 28 | 1 | 3 | 2 | 0 | 3 | 13 | 0 | 2 | 0 | 4 |
| The Salvation Army | 143 | 133 | 4 | 0 | 1 | 1 | 0 | 2 | 0 | 0 | 2 |
| Jehovah's Witnesses | 185 | 173 | 5 | 3 | 2 | 0 | 0 | 2 | 0 | 0 | 0 |
| Other Pentecostal Denomination (all Pentecostal Churches excludes AOG) | 831 | 780 | 7 | 3 | 21 | 3 | 7 | 2 | 2 | 0 | 6 |
| No religious affiliation | 196 | 35 | 4 | 15 | 1 | 2 | 103 | 7 | 11 | 2 | 16 |
| Refuse to answer | 51 | 9 | 0 | 1 | 0 | 0 | 32 | 0 | 2 | 2 | 5 |
| Others | 437 | 293 | 8 | 9 | 20 | 10 | 72 | 0 | 11 | 0 | 14 |

Note :- Exclude visitor or non-resident

Table G 21: Population by place of residence (division) in 2016 and place of birth (life time migration), Tonga 2016

| Place of residence at the time of census | | Division of Place of birth | | | | | | |
|--|----------------|----------------------------|---------------|--------------|--------------|--------------|--------------|------------|
| Division | Total | Tongatapu | Vava'u | Ha'apai | 'Eua | Ongo Niua | Abroad | Not stated |
| Tongatapu | 74,611 | 58,953 | 5,340 | 4,458 | 1,355 | | 3,308 | 29 |
| Vava'u | 13,738 | 1,215 | 11,722 | 310 | 84 | 104 | 303 | 0 |
| Ha'apai | 6,125 | 1,053 | 393 | 4,452 | 76 | 29 | 122 | 0 |
| 'Eua | 4,945 | 1,227 | 206 | 195 | 3,146 | 111 | 60 | 0 |
| Ongo Niua | 1,232 | 222 | 100 | 40 | 20 | 845 | 5 | 0 |
| Total | 100,651 | 62,670 | 17,761 | 9,455 | 4,681 | 2,257 | 3,798 | 29 |

■ = those people did not change their divisional residence during the reference period, within the division some of them were intra-division migrants which means they were inter-district & village migrants

Table G 22: Interregional (divisional) lifetime migration, Tonga: 2016

| Division | In-migration | Out-migration | Net-migration |
|--------------|---------------|---------------|---------------|
| Tongatapu | 11,153 | 3,717 | 7,436 |
| Vava'u | 1,713 | 6,039 | -4,326 |
| Ha'apai | 1,551 | 5,003 | -3,452 |
| 'Eua | 1,739 | 1,535 | 204 |
| Ongo Niua | 382 | 244 | 138 |
| Tonga | 16,538 | 16,538 | 0 |

Table G 23: Population by place of residence (district) in 2016 and place of birth (life time migration), Tonga 2016

| Place of residence at the time of 2016 census (District) | District of place of birth | | | | | | | | | | | | | | | | | | | Abroad | Not stated | | | | | |
|--|----------------------------|---------------|---------------|----------------|--------------|--------------|--------------|--------------|--------------|--------------|--------------|--------------|--------------|--------------|--------------|--------------|--------------|---------------|------------|--------------|--------------|--------------|--------------|--------------|--------------|-----------|
| | Total | Kolofo'ou | Vaini | Tatakam otonga | Lapaha | Nukunuku | Kolovai | Neiafu | Pangaimotu | Hahake | Leimatu'a | Hihifo | Motu | Pangai | Foa | Lulunga | Mu'omu'a | Nomuka/Ha'ano | Uiha | | | 'Eua motu'a | 'Euafo'ou | Niuatoputapu | Niuafo'ou | |
| Kolofo'ou | 18,064 | 11,390 | 1,042 | 361 | 168 | 284 | 215 | 138 | 601 | 112 | 159 | 216 | 138 | 145 | 528 | 137 | 149 | 161 | 94 | 102 | 189 | 207 | 155 | 1,160 | 6 | |
| Kolomotu'a | 17,120 | 1,009 | 9,664 | 446 | 297 | 307 | 283 | 223 | 680 | 101 | 188 | 362 | 263 | 159 | 643 | 176 | 146 | 171 | 133 | 186 | 196 | 175 | 207 | 69 | 1,013 | 23 |
| Vaini | 12,999 | 403 | 533 | 8,529 | 322 | 289 | 238 | 119 | 285 | 75 | 121 | 189 | 160 | 77 | 256 | 87 | 105 | 92 | 140 | 91 | 101 | 112 | 162 | 82 | 431 | 0 |
| Tatakamotonga | 7,043 | 264 | 242 | 250 | 5,036 | 236 | 86 | 68 | 98 | 37 | 39 | 67 | 48 | 25 | 51 | 40 | 40 | 30 | 14 | 45 | 59 | 58 | 35 | 27 | 148 | 0 |
| Lapaha | 7,117 | 184 | 352 | 145 | 139 | 5,288 | 100 | 58 | 103 | 21 | 41 | 30 | 41 | 47 | 93 | 22 | 52 | 31 | 37 | 31 | 45 | 29 | 53 | 19 | 156 | 0 |
| Nukunuku | 8,001 | 194 | 255 | 202 | 117 | 140 | 5,679 | 123 | 135 | 39 | 70 | 105 | 86 | 41 | 133 | 51 | 41 | 52 | 48 | 61 | 65 | 42 | 85 | 33 | 204 | 0 |
| Kolovai | 4,267 | 163 | 155 | 110 | 87 | 75 | 119 | 2,826 | 66 | 18 | 59 | 45 | 26 | 22 | 59 | 26 | 30 | 25 | 24 | 25 | 35 | 42 | 19 | 15 | 196 | 0 |
| Neiafu | 5,251 | 131 | 184 | 51 | 29 | 42 | 34 | 20 | 3,846 | 54 | 78 | 149 | 93 | 171 | 59 | 7 | 14 | 5 | 9 | 13 | 19 | 12 | 33 | 16 | 182 | 0 |
| Pangaimotu | 1,242 | 16 | 24 | 8 | 1 | 2 | 16 | 3 | 104 | 924 | 9 | 23 | 22 | 26 | 21 | 4 | 0 | 4 | 0 | 1 | 3 | 0 | 9 | 0 | 22 | 0 |
| Hahake | 2,021 | 41 | 31 | 8 | 8 | 11 | 12 | 24 | 97 | 23 | 1,576 | 51 | 26 | 20 | 20 | 7 | 10 | 3 | 7 | 5 | 5 | 4 | 7 | 4 | 21 | 0 |
| Leimatu'a | 2,489 | 42 | 67 | 61 | 12 | 23 | 22 | 17 | 181 | 14 | 40 | 1,827 | 38 | 26 | 24 | 5 | 8 | 0 | 8 | 5 | 6 | 13 | 11 | 6 | 33 | 0 |
| Hihifo | 1,990 | 50 | 44 | 28 | 9 | 19 | 22 | 9 | 58 | 21 | 25 | 58 | 1,517 | 28 | 16 | 8 | 4 | 2 | 17 | 10 | 10 | 5 | 13 | 2 | 15 | 0 |
| Motu | 745 | 18 | 33 | 6 | 7 | 12 | 8 | 10 | 49 | 10 | 12 | 33 | 18 | 475 | 2 | 1 | 4 | 0 | 6 | 1 | 5 | 2 | 3 | 0 | 30 | 0 |
| Pangai Hp | 2,205 | 112 | 135 | 41 | 33 | 21 | 35 | 12 | 75 | 14 | 24 | 32 | 18 | 19 | 1,341 | 31 | 73 | 12 | 31 | 51 | 16 | 4 | 8 | 1 | 66 | 0 |
| Foa | 1,392 | 43 | 49 | 24 | 21 | 14 | 34 | 15 | 25 | 7 | 18 | 20 | 25 | 7 | 50 | 900 | 35 | 5 | 27 | 26 | 11 | 3 | 2 | 2 | 29 | 0 |
| Lulunga | 923 | 38 | 99 | 13 | 13 | 16 | 18 | 13 | 20 | 6 | 6 | 4 | 2 | 9 | 57 | 5 | 549 | 8 | 3 | 10 | 12 | 4 | 7 | 2 | 9 | 0 |
| Mu'omu'a | 432 | 28 | 23 | 14 | 2 | 5 | 11 | 3 | 2 | 1 | 2 | 0 | 1 | 3 | 9 | 3 | 8 | 291 | 1 | 8 | 2 | 3 | 2 | 0 | 10 | 0 |
| Ha'ano | 478 | 18 | 15 | 17 | 7 | 3 | 7 | 5 | 5 | 0 | 3 | 1 | 3 | 2 | 19 | 9 | 13 | 2 | 328 | 1 | 7 | 11 | 0 | 1 | 1 | 0 |
| Uiha | 695 | 24 | 40 | 7 | 3 | 14 | 6 | 2 | 7 | 2 | 2 | 4 | 13 | 11 | 43 | 18 | 13 | 7 | 10 | 455 | 2 | 1 | 3 | 1 | 7 | 0 |
| 'Eua Motu'a | 2,795 | 159 | 228 | 114 | 39 | 57 | 48 | 48 | 50 | 5 | 9 | 26 | 15 | 15 | 53 | 12 | 19 | 24 | 16 | 10 | 1,671 | 114 | 21 | 9 | 33 | 0 |
| 'Eua Fo'ou | 2,150 | 119 | 127 | 104 | 70 | 59 | 30 | 25 | 21 | 11 | 26 | 9 | 10 | 9 | 21 | 7 | 11 | 6 | 4 | 12 | 57 | 1,304 | 7 | 74 | 0 | |
| Niuatoputapu | 739 | 23 | 29 | 25 | 2 | 13 | 13 | 3 | 17 | 0 | 13 | 26 | 5 | 3 | 10 | 1 | 5 | 3 | 6 | 0 | 5 | 0 | 534 | 1 | 2 | 0 |
| Niuafo'ou | 493 | 23 | 19 | 31 | 9 | 15 | 5 | 12 | 15 | 0 | 6 | 13 | 2 | 2 | 0 | 1 | 2 | 3 | 2 | 7 | 8 | 7 | 10 | 300 | 3 | 0 |
| Total | 100,651 | 14,492 | 13,390 | 10,595 | 6,431 | 6,945 | 7,041 | 3,776 | 6,540 | 1,495 | 2,520 | 3,283 | 2,581 | 1,342 | 3,508 | 1,558 | 1,331 | 937 | 965 | 1,156 | 2,529 | 2,152 | 1,438 | 819 | 3,798 | 29 |

■ = those people did not change their district residence during the reference period, within the district some of them were intra-district migrants which means they were inter-village migrants

Table G 24: Inter-district migration by place of birth during the 2016 census, Tonga 2016

| District | In-migration | Out-migration | Net-migration |
|---------------|---------------|---------------|---------------|
| Kolofo'ou | 5,508 | 3,102 | 2,406 |
| Kolomotu'a | 6,420 | 3,726 | 2,694 |
| Vaini | 4,039 | 2,066 | 1,973 |
| Tatakamotonga | 1,859 | 1,395 | 464 |
| Lapaha | 1,673 | 1,657 | 16 |
| Nukunuku | 2,118 | 1,362 | 756 |
| Kolovai | 1,245 | 950 | 295 |
| Neiafu | 1,223 | 2,694 | -1,471 |
| Pangaimotu | 296 | 571 | -275 |
| Hahake | 424 | 944 | -520 |
| Leimatu'a | 629 | 1,456 | -827 |
| Hihifo | 458 | 1,064 | -606 |
| Motu | 240 | 867 | -627 |
| Pangai Hp | 798 | 2,167 | -1,369 |
| Foa | 463 | 658 | -195 |
| Lulunga | 365 | 782 | -417 |
| Mu'omu'a | 131 | 646 | -515 |
| Ha'ano | 149 | 637 | -488 |
| Uiha | 233 | 701 | -468 |
| 'Eua Motu'a | 1,091 | 858 | 233 |
| 'Eua Fo'ou | 819 | 848 | -29 |
| Niuatoputapu | 203 | 904 | -701 |
| Niuafo'ou | 190 | 519 | -329 |
| Total | 30,574 | 30,574 | 0 |

Table G 25: Population by place of enumeration (division) and usual residence one years ago, Tonga: 2016

| Place of residence at the time of 2016 census | | Usual residential address 1 year ago | | | | | | | |
|---|----------------|--------------------------------------|---------------|--------------|--------------|--------------|--------------|---------------|------------|
| Division | Total | Tongatapu | Vava'u | Ha'apai | 'Eua | Ongo Niua | Abroad | *Not yet born | **Visitors |
| Tongatapu | 74,611 | 69,857 | 634 | 345 | 165 | 127 | 1,455 | 1,708 | 320 |
| Vava'u | 13,738 | 403 | 12,741 | 27 | 28 | 6 | 179 | 303 | 51 |
| Ha'apai | 6,125 | 349 | 67 | 5,466 | 23 | 9 | 56 | 141 | 14 |
| 'Eua | 4,945 | 263 | 27 | 10 | 4,472 | 5 | 58 | 110 | 0 |
| Ongo Niua | 1,232 | 97 | 18 | 4 | 8 | 1,084 | 4 | 17 | 0 |
| Tonga | 100,651 | 70,969 | 13,487 | 5,852 | 4,696 | 1,231 | 1,752 | 2,279 | 385 |

□ = those people did not change their divisional residence during the reference period, within the division some of them were intra-division migrants which means they were inter-district & village migrants

* people aged less than 1 year could not state their residence one year prior to the census, because they were not yet born then

** people were in Tonga during the census night enumerated as visitors

Table G 26: Interregional (divisional) during the one year period prior to 2016 census, Tonga: 2016

| Division | In-migration | Out-migration | Net-migration |
|-----------------|---------------------|----------------------|----------------------|
| Tongatapu | 1,271 | 1,112 | 159 |
| Vava'u | 464 | 746 | -282 |
| Ha'apai | 448 | 386 | 62 |
| 'Eua | 305 | 224 | 81 |
| Ongo Niua | 127 | 147 | -20 |
| Tonga | 2,615 | 2,615 | 0 |

Table G 27: Population by place of residence (district), during the one year period prior to 2016 census, Tonga 2016

| Place of residence at the time of 2016 census | Usual Residential (district) 1 year ago | | | | | | | | | | | | | | | | | | | *Not yet born | **Visitors | | | | | |
|---|---|------------|--------|---------------|--------|----------|---------|--------|-------------|--------|----------|--------|-------|--------|-------|---------|---------|--------|-----|---------------|------------|-------------|-----------|----------------|-----------|--------|
| | Kolofo'ou | Kolomotu'a | Vaini | Tatakamotonga | Lapaha | Nukunuku | Kolovai | Neiafu | Pangai motu | Hahake | Leimatua | Hihifo | Motu | Pangai | Foa | Lulunga | Mu'omua | Ha'ano | Uha | | | 'Eua motu'a | 'Euafo'ou | Niuafo'ou tapu | Niuafo'ou | Abroad |
| Total | 18,064 | 240 | 71 | 18 | 46 | 41 | 17 | 82 | 5 | 17 | 36 | 26 | 14 | 29 | 8 | 14 | 6 | 1 | 6 | 17 | 9 | 15 | 11 | 323 | 388 | 239 |
| Kolofo'ou | 16,385 | 240 | 71 | 18 | 46 | 41 | 17 | 82 | 5 | 17 | 36 | 26 | 14 | 29 | 8 | 14 | 6 | 1 | 6 | 17 | 9 | 15 | 11 | 323 | 388 | 239 |
| Kolomotu'a | 17,120 | 15,370 | 103 | 43 | 40 | 62 | 35 | 56 | 2 | 27 | 59 | 34 | 17 | 63 | 27 | 9 | 28 | 3 | 10 | 24 | 20 | 15 | 7 | 369 | 385 | 62 |
| Vaini | 12,999 | 119 | 129 | 11,793 | 94 | 44 | 31 | 23 | 45 | 18 | 17 | 15 | 2 | 29 | 5 | 5 | 10 | 3 | 1 | 13 | 22 | 12 | 14 | 255 | 284 | 0 |
| Tatakamotonga | 7,043 | 82 | 50 | 47 | 6,422 | 35 | 7 | 4 | 15 | 3 | 4 | 12 | 6 | 8 | 7 | 2 | 4 | 1 | 8 | 12 | 13 | 8 | 3 | 98 | 181 | 9 |
| Lapaha | 7,117 | 60 | 27 | 49 | 27 | 6,517 | 26 | 18 | 16 | 1 | 5 | 4 | 2 | 7 | 4 | 2 | 0 | 5 | 0 | 6 | 0 | 7 | 5 | 149 | 178 | 0 |
| Nukunuku | 8,001 | 52 | 59 | 47 | 26 | 7,286 | 47 | 22 | 1 | 7 | 21 | 11 | 0 | 9 | 8 | 0 | 4 | 1 | 6 | 19 | 1 | 9 | 1 | 123 | 209 | 4 |
| Kolovai | 4,267 | 21 | 19 | 18 | 22 | 6 | 18 | 3 | 3 | 0 | 3 | 0 | 3 | 5 | 2 | 3 | 2 | 0 | 0 | 8 | 1 | 15 | 5 | 138 | 83 | 6 |
| Neiafu | 5,251 | 59 | 79 | 30 | 12 | 10 | 17 | 3 | 4,656 | 12 | 23 | 40 | 13 | 47 | 7 | 0 | 1 | 1 | 0 | 10 | 0 | 3 | 0 | 94 | 99 | 35 |
| Pangai motu | 1,242 | 4 | 7 | 0 | 0 | 7 | 0 | 5 | 1,153 | 0 | 3 | 5 | 0 | 0 | 0 | 0 | 1 | 0 | 0 | 4 | 0 | 2 | 1 | 9 | 36 | 5 |
| Hahake | 2,021 | 10 | 11 | 0 | 2 | 1 | 1 | 8 | 11 | 5 | 1,896 | 1 | 0 | 6 | 4 | 0 | 0 | 0 | 0 | 0 | 0 | 0 | 0 | 20 | 45 | 0 |
| Leimatua | 2,489 | 15 | 14 | 17 | 1 | 3 | 0 | 1 | 28 | 3 | 9 | 7 | 1 | 6 | 0 | 0 | 0 | 0 | 0 | 0 | 2 | 0 | 0 | 26 | 72 | 0 |
| Hihifo | 1,990 | 11 | 22 | 11 | 6 | 1 | 7 | 2 | 11 | 0 | 8 | 9 | 1 | 1 | 0 | 0 | 0 | 0 | 2 | 5 | 0 | 0 | 0 | 22 | 42 | 2 |
| Motu | 745 | 8 | 16 | 0 | 1 | 0 | 3 | 3 | 47 | 0 | 1 | 6 | 13 | 610 | 1 | 3 | 0 | 0 | 0 | 0 | 0 | 7 | 0 | 8 | 9 | 9 |
| Pangai Hp | 2,205 | 38 | 31 | 28 | 12 | 7 | 18 | 3 | 16 | 0 | 7 | 9 | 0 | 14 | 8 | 30 | 6 | 5 | 19 | 3 | 0 | 3 | 4 | 18 | 39 | 5 |
| Foa | 1,392 | 18 | 9 | 4 | 2 | 1 | 7 | 2 | 0 | 0 | 1 | 0 | 6 | 17 | 1,248 | 1 | 0 | 6 | 7 | 0 | 0 | 0 | 0 | 19 | 35 | 9 |
| Lulunga | 923 | 10 | 32 | 8 | 11 | 10 | 5 | 1 | 0 | 0 | 2 | 0 | 0 | 5 | 1 | 788 | 1 | 0 | 4 | 8 | 2 | 0 | 0 | 4 | 31 | 0 |
| Mu'omua | 432 | 13 | 9 | 3 | 1 | 0 | 0 | 0 | 0 | 1 | 0 | 0 | 0 | 0 | 0 | 1 | 386 | 0 | 0 | 3 | 0 | 0 | 0 | 6 | 9 | 0 |
| Ha'ano | 478 | 9 | 6 | 1 | 2 | 0 | 2 | 1 | 2 | 0 | 0 | 0 | 0 | 12 | 6 | 4 | 0 | 411 | 0 | 1 | 6 | 0 | 0 | 0 | 15 | 0 |
| Uha | 695 | 12 | 17 | 6 | 2 | 1 | 4 | 3 | 0 | 0 | 4 | 1 | 4 | 17 | 0 | 7 | 1 | 6 | 587 | 0 | 0 | 0 | 2 | 9 | 12 | 0 |
| 'Eua Motu'a | 2,795 | 36 | 34 | 28 | 12 | 9 | 22 | 11 | 2 | 0 | 2 | 2 | 5 | 2 | 4 | 0 | 0 | 2 | 0 | 2,503 | 20 | 1 | 1 | 37 | 62 | 0 |
| 'Eua Fo'ou | 2,150 | 38 | 12 | 17 | 23 | 11 | 4 | 6 | 0 | 0 | 9 | 6 | 0 | 2 | 0 | 0 | 0 | 0 | 0 | 13 | 1,936 | 3 | 0 | 21 | 48 | 0 |
| Niuafo'ou tapu | 739 | 11 | 13 | 21 | 0 | 3 | 15 | 0 | 4 | 0 | 5 | 2 | 0 | 4 | 0 | 0 | 0 | 0 | 0 | 0 | 0 | 642 | 3 | 0 | 10 | 0 |
| Niuafo'ou | 493 | 15 | 3 | 3 | 4 | 3 | 0 | 6 | 1 | 0 | 0 | 0 | 0 | 0 | 0 | 0 | 0 | 0 | 0 | 3 | 5 | 0 | 439 | 4 | 7 | 0 |
| Total | 100,651 | 17,276 | 16,209 | 12,305 | 6,743 | 6,776 | 7,583 | 4,077 | 5,022 | 1,207 | 2,042 | 2,513 | 1,975 | 728 | 1,329 | 869 | 450 | 445 | 650 | 2,652 | 2,044 | 735 | 496 | 1,752 | 2,279 | 385 |

□ = those people did not change their district residence during the reference period, within the district some of them were intra-district migrants which means they were inter-village migrants

* people aged less than 1 year could not state their residence one year prior to the census, because they were not yet born then


** people were in Tonga during the census night enumerated as visitors

Table G 28: Inter-district migration, during one year period 2016 census, Tonga 2016

| District | In-migration | Out-migration | Net-migration |
|---------------|--------------|---------------|---------------|
| Kolofo'ou | 729 | 891 | -162 |
| Kolomotu'a | 934 | 839 | 95 |
| Vaini | 667 | 512 | 155 |
| Tatakamotonga | 333 | 321 | 12 |
| Lapaha | 273 | 259 | 14 |
| Nukunuku | 379 | 297 | 82 |
| Kolovai | 157 | 194 | -37 |
| Neiafu | 367 | 366 | 1 |
| Pangaimotu | 39 | 54 | -15 |
| Hahake | 60 | 146 | -86 |
| Leimatu'a | 107 | 229 | -122 |
| Hihifo | 97 | 148 | -51 |
| Motu | 109 | 118 | -9 |
| Pangai Hp | 261 | 227 | 34 |
| Foa | 81 | 81 | 0 |
| Lulunga | 100 | 81 | 19 |
| Mu'omu'a | 31 | 64 | -33 |
| Ha'ano | 52 | 34 | 18 |
| Uiha | 87 | 63 | 24 |
| 'Eua Motu'a | 193 | 149 | 44 |
| 'Eua Fo'ou | 145 | 108 | 37 |
| Niuatoputapu | 87 | 93 | -6 |
| Niuafu'ou | 43 | 57 | -14 |
| Total | 5,331 | 5,331 | 0 |

Table G 29: Population by place of enumeration (division) and usual residence five years ago, Tonga: 2016

| Place of residence at the time of 2016 census | Usual Residential 5 years ago | | | | | | | | |
|---|-------------------------------|---------------|---------------|--------------|--------------|--------------|--------|---------------|------------|
| | Total | Tongatapu | Vava'u | Ha'apai | 'Eua | Ongo Niua | Abroad | *Not yet born | **Visitors |
| Tongatapu | 74,611 | 60,197 | 1,245 | 713 | 367 | 191 | 2,303 | 9,281 | 314 |
| Vava'u | 13,738 | 551 | 11,101 | 65 | 59 | 33 | 227 | 1,652 | 50 |
| Ha'apai | 6,125 | 541 | 108 | 4,588 | 31 | 12 | 69 | 762 | 14 |
| 'Eua | 4,945 | 350 | 36 | 30 | 3,781 | 23 | 61 | 664 | 0 |
| Ongo Niua | 1,232 | 163 | 52 | 10 | 7 | 851 | 9 | 140 | 0 |
| Tonga | 100,651 | 61,802 | 12,542 | 5,406 | 4,245 | 1,110 | 2,669 | 12,499 | 378 |

 = those people did not change their divisional residence during the reference period, within the division some of them were intra-division migrants which means they were inter-district & village migrants.

* People aged less than 5 year could not state their residence one year prior to the census, because they were not yet born then.

** People were in Tonga during the census night enumerated as visitors.

Table G 30: Interregional (divisional) during the five years period prior to 2016 census, Tonga: 2016

| Division | In-migration | Out-migration | Net-migration |
|-----------------|---------------------|----------------------|----------------------|
| Tongatapu | 2,516 | 1,605 | 911 |
| Vava'u | 708 | 1,441 | -733 |
| Ha'apai | 692 | 818 | -126 |
| 'Eua | 439 | 464 | -25 |
| Ongo Niua | 232 | 259 | -27 |
| Tonga | 4,587 | 4,587 | 0 |

Table G 31: Population by place of residence (district), during the five years period prior to 2016 census, Tonga 2016

| Place of residence (district) at the time of 2016 census | Usual Residential (District) 5 years ago | | | | | | | | | | | | | | | | | | | | Abroad | Not yet born | Visitors | | | | | | |
|--|--|---------------|---------------|---------------|----------------|--------------|--------------|--------------|--------------|--------------|--------------|--------------|--------------|------------|--------------|--------------|------------|------------|------------|------------|--------------|--------------|------------|------------|--------------|---------------|------------|-----|---|
| | Total | Kolofo'ou | Kolomotu'a | Vaini | Tatakamotoanga | Lapaha | Nukunuku | Kolovai | Neiafu | Pangaimotu | Hahake | Leimatu'a | Hihifo | Motu | Pangai | Foa | Lulunga | Mu'omu'a | Hano | Uha | | | | Euamotu'a | 'Euafo'u | tapu | Niuafo'u | | |
| Kolofo'ou | 18,064 | 13,665 | 361 | 151 | 59 | 60 | 104 | 24 | 151 | 8 | 29 | 63 | 35 | 19 | 82 | 24 | 25 | 22 | 22 | 3 | 13 | 43 | 41 | 25 | 30 | 634 | 2,156 | 237 | |
| Kolomotu'a | 17,120 | 521 | 12,466 | 215 | 89 | 69 | 132 | 75 | 160 | 20 | 53 | 94 | 67 | 15 | 123 | 40 | 25 | 38 | 38 | 7 | 23 | 60 | 35 | 19 | 8 | 656 | 2,050 | 60 | |
| Vaini | 12,999 | 198 | 226 | 9,740 | 158 | 118 | 81 | 37 | 70 | 27 | 36 | 29 | 41 | 3 | 60 | 7 | 18 | 17 | 11 | 11 | 12 | 27 | 37 | 19 | 14 | 361 | 1,652 | 0 | |
| Tatakamotoanga | 7,043 | 164 | 116 | 101 | 5,277 | 66 | 31 | 19 | 20 | 8 | 12 | 13 | 13 | 4 | 16 | 12 | 9 | 10 | 10 | 1 | 2 | 25 | 19 | 21 | 4 | 151 | 920 | 9 | |
| Lapaha | 7,117 | 77 | 48 | 86 | 58 | 5,564 | 46 | 26 | 20 | 9 | 16 | 19 | 8 | 3 | 8 | 5 | 3 | 6 | 7 | 1 | 10 | 2 | 13 | 5 | 5 | 185 | 892 | 0 | |
| Nukunuku | 8,001 | 94 | 92 | 51 | 26 | 42 | 6,167 | 48 | 36 | 1 | 10 | 22 | 36 | 11 | 18 | 8 | 1 | 9 | 3 | 16 | 25 | 23 | 14 | 9 | 2 | 157 | 1,078 | 4 | |
| Kolovai | 4,267 | 67 | 49 | 38 | 30 | 32 | 3,197 | 9 | 3,997 | 8 | 28 | 64 | 28 | 70 | 17 | 0 | 3 | 10 | 1 | 3 | 9 | 7 | 8 | 2 | 2 | 159 | 533 | 4 | |
| Neiafu | 5,251 | 98 | 74 | 38 | 16 | 23 | 14 | 9 | 3,997 | 8 | 28 | 64 | 28 | 70 | 17 | 0 | 3 | 1 | 1 | 3 | 9 | 5 | 9 | 2 | 2 | 125 | 575 | 34 | |
| Pangaimotu | 1,242 | 6 | 14 | 2 | 0 | 0 | 6 | 0 | 23 | 982 | 2 | 4 | 8 | 0 | 4 | 1 | 0 | 1 | 0 | 1 | 3 | 0 | 2 | 1 | 1 | 11 | 166 | 5 | |
| Hahake | 2,021 | 23 | 16 | 4 | 1 | 2 | 0 | 5 | 16 | 7 | 1,617 | 7 | 5 | 14 | 3 | 0 | 0 | 0 | 0 | 0 | 8 | 0 | 0 | 0 | 7 | 28 | 258 | 0 | |
| Lematu'a | 2,489 | 21 | 16 | 26 | 1 | 8 | 3 | 1 | 32 | 3 | 12 | 1,928 | 18 | 3 | 8 | 1 | 2 | 0 | 0 | 4 | 5 | 5 | 0 | 3 | 3 | 27 | 362 | 0 | |
| Hihifo | 1,990 | 17 | 29 | 17 | 6 | 3 | 9 | 3 | 22 | 11 | 9 | 27 | 1571 | 3 | 1 | 0 | 3 | 0 | 0 | 2 | 6 | 7 | 1 | 1 | 1 | 1 | 25 | 213 | 2 |
| Motu | 745 | 10 | 13 | 2 | 2 | 3 | 0 | 10 | 45 | 1 | 8 | 9 | 11 | 508 | 1 | 1 | 4 | 1 | 0 | 0 | 5 | 6 | 7 | 0 | 0 | 11 | 78 | 9 | |
| Pangai | 2,205 | 61 | 71 | 31 | 16 | 6 | 30 | 4 | 23 | 0 | 8 | 3 | 1 | 11 | 1,588 | 24 | 34 | 10 | 6 | 23 | 9 | 0 | 0 | 3 | 3 | 20 | 218 | 5 | |
| Foa | 1,392 | 19 | 26 | 11 | 7 | 3 | 9 | 2 | 11 | 1 | 5 | 1 | 7 | 0 | 9 | 1,024 | 14 | 0 | 5 | 15 | 1 | 4 | 0 | 0 | 0 | 20 | 189 | 9 | |
| Lulunga | 923 | 30 | 26 | 16 | 10 | 9 | 10 | 2 | 5 | 1 | 1 | 2 | 0 | 0 | 17 | 1 | 617 | 3 | 3 | 1 | 2 | 9 | 0 | 3 | 0 | 13 | 145 | 0 | |
| Mu'omu'a | 432 | 17 | 17 | 3 | 2 | 2 | 0 | 1 | 0 | 1 | 0 | 0 | 0 | 0 | 1 | 4 | 5 | 5 | 0 | 0 | 2 | 0 | 0 | 0 | 0 | 7 | 57 | 0 | |
| Ha'ano | 478 | 10 | 21 | 9 | 5 | 1 | 8 | 1 | 2 | 0 | 0 | 0 | 3 | 0 | 17 | 11 | 4 | 0 | 309 | 5 | 0 | 0 | 5 | 0 | 0 | 3 | 64 | 0 | |
| Uha | 695 | 7 | 25 | 7 | 1 | 1 | 1 | 3 | 0 | 0 | 3 | 0 | 8 | 11 | 31 | 15 | 6 | 1 | 4 | 469 | 0 | 0 | 1 | 1 | 5 | 6 | 89 | 0 | |
| 'Eua Motu'a | 2,795 | 57 | 54 | 24 | 16 | 20 | 13 | 7 | 12 | 0 | 1 | 1 | 2 | 1 | 5 | 4 | 5 | 0 | 2 | 1 | 2,102 | 41 | 10 | 5 | 5 | 34 | 378 | 0 | |
| 'Eua Fo'u | 2,150 | 40 | 40 | 19 | 15 | 17 | 9 | 19 | 6 | 1 | 8 | 2 | 2 | 0 | 6 | 6 | 0 | 1 | 0 | 0 | 35 | 1,603 | 6 | 2 | 2 | 27 | 286 | 0 | |
| Niua toputapu | 739 | 17 | 21 | 32 | 0 | 9 | 19 | 3 | 18 | 0 | 11 | 17 | 1 | 0 | 4 | 1 | 0 | 1 | 2 | 0 | 0 | 0 | 0 | 0 | 0 | 5 | 85 | 0 | |
| Niuafo'ou | 493 | 16 | 13 | 12 | 10 | 3 | 0 | 8 | 5 | 0 | 0 | 0 | 0 | 0 | 0 | 1 | 0 | 1 | 0 | 0 | 1 | 6 | 0 | 358 | 4 | 55 | 0 | | |
| Total | 100,651 | 15,235 | 13,834 | 10,635 | 5,805 | 6,061 | 6,728 | 3,504 | 4,683 | 1,092 | 1,893 | 2,313 | 1,868 | 693 | 2,027 | 1,196 | 781 | 443 | 366 | 593 | 2,398 | 1,847 | 651 | 459 | 2,669 | 12,499 | 378 | | |

□ = those people did not change their district residence during the reference period, within the district some of them were intra-district migrants which means they were inter-village migrants

* people aged less than 5 years could not state their residence one year prior to the census, because they were not yet born then

** people were in Tonga during the census might enumerated as visitors

Table G 32: Inter-district migration, during five year period 2016 census, Tonga 2016

| District | In-migration | Out-migration | Net-migration |
|----------------|--------------|---------------|---------------|
| Kolofo'ou | 1,372 | 1,570 | -198 |
| Kolomotu'a | 1,888 | 1,368 | 520 |
| Vaini | 1,246 | 895 | 351 |
| Tatakamotonga | 686 | 528 | 158 |
| Lapaha | 476 | 497 | -21 |
| Nukunuku | 595 | 561 | 34 |
| Kolovai | 374 | 307 | 67 |
| Neiafu | 520 | 686 | -166 |
| Pangaimotu | 78 | 110 | -32 |
| Hahake | 118 | 276 | -158 |
| Leimatu'a | 172 | 385 | -213 |
| Hihifo | 179 | 297 | -118 |
| Motu | 139 | 185 | -46 |
| Pangai Ha'apai | 374 | 439 | -65 |
| Foa | 150 | 172 | -22 |
| Lulunga | 148 | 164 | -16 |
| Mu'omu'a | 57 | 132 | -75 |
| Ha'ano | 102 | 57 | 45 |
| Uiha | 131 | 124 | 7 |
| 'Eua Motu'a | 281 | 296 | -15 |
| 'Eua Fo'ou | 234 | 244 | -10 |
| Niuatoputapu | 156 | 158 | -2 |
| Niuafu'ou | 76 | 101 | -25 |
| Total | 9,552 | 9,552 | 0 |

Table G 33: Population aged 2 and above by level of difficulties and sex.

| Level of difficulty | Total | Male | Female |
|--|--------|--------|--------|
| Level of difficulty in seeing | | | |
| No, no difficulty | 91,063 | 45,481 | 45,582 |
| Yes, some difficulty | 3,512 | 1,609 | 1,903 |
| Yes, a lot of difficulty | 610 | 251 | 359 |
| Cannot do at all | 248 | 117 | 131 |
| Level of difficulty in hearing | | | |
| No, no difficulty | 92,916 | 46,192 | 46,724 |
| Yes, some difficulty | 1,795 | 887 | 908 |
| Yes, a lot of difficulty | 483 | 247 | 236 |
| Cannot do at all | 239 | 132 | 107 |
| Difficulty in walking or climbing | | | |
| No, no difficulty | 90,004 | 45,009 | 44,995 |
| Yes, some difficulty | 3,251 | 1,427 | 1,824 |
| Yes, a lot of difficulty | 1,248 | 587 | 661 |
| Cannot do at all | 930 | 435 | 495 |
| Difficulty remembering | | | |
| No, no difficulty | 92,464 | 45,997 | 46,467 |
| Yes, some difficulty | 2,036 | 979 | 1,057 |
| Yes, a lot of difficulty | 653 | 337 | 316 |
| Cannot do at all | 280 | 145 | 135 |
| Difficulty with self-care | | | |
| No, no difficulty | 87,676 | 43,482 | 44,194 |
| Yes, some difficulty | 4,308 | 2,233 | 2,075 |
| Yes, a lot of difficulty | 1,752 | 869 | 883 |
| Cannot do at all | 1,697 | 874 | 823 |
| Difficulty in communicating | | | |
| No, no difficulty | 90,946 | 45,097 | 45,849 |
| Yes, some difficulty | 2,555 | 1,332 | 1,223 |
| Yes, a lot of difficulty | 1,079 | 582 | 497 |
| Cannot do at all | 853 | 447 | 406 |

Note: Private household excluding visitors

Table G 34: Population aged 2 and above with type and level of difficulties, degree and sex, by region

| Type and level of difficulty | Total | Tongatapu | Vava'u | Ha'apai | Eua | Ongo Niua | Urban | Rural | Grt Nuku'alofa |
|---------------------------------|---------------|---------------|---------------|--------------|--------------|--------------|---------------|---------------|-------------------|
| Difficulty seeing | 95,433 | 70,665 | 13,067 | 5,812 | 4,707 | 1,182 | 21,901 | 73,532 | 33,246 |
| No, no difficulty | 91,063 | 67,523 | 12,355 | 5,478 | 4,573 | 1,134 | 20,718 | 70,345 | 31,699 |
| Yes, some difficulty | 3,512 | 2,513 | 563 | 290 | 107 | 39 | 980 | 2,532 | 1,239 |
| Yes, a lot of difficulty | 610 | 458 | 88 | 38 | 20 | 6 | 156 | 454 | 229 |
| Cannot do at all | 248 | 171 | 61 | 6 | 7 | 3 | 47 | 201 | 79 |
| Difficulty hearing | 95,433 | 70,665 | 13,067 | 5,812 | 4,707 | 1,182 | 21,901 | 73,532 | 33,246 |
| No, no difficulty | 92,916 | 68,854 | 12,638 | 5,646 | 4,625 | 1,153 | 21,390 | 71,526 | 32,511 |
| Yes, some difficulty | 1,795 | 1,336 | 273 | 120 | 45 | 21 | 387 | 1,408 | 535 |
| Yes, a lot of difficulty | 483 | 322 | 83 | 40 | 33 | 5 | 88 | 395 | 135 |
| Cannot do at all | 239 | 153 | 73 | 6 | 4 | 3 | 36 | 203 | 65 |
| Difficulty walking | 95,433 | 70,665 | 13,067 | 5,812 | 4,707 | 1,182 | 21,901 | 73,532 | 33,246 |
| No, no difficulty | 90,004 | 66,872 | 12,194 | 5,374 | 4,465 | 1,099 | 20,810 | 69,194 | 31,575 |
| Yes, some difficulty | 3,251 | 2,286 | 533 | 271 | 107 | 54 | 647 | 2,604 | 972 |
| Yes, a lot of difficulty | 1,248 | 856 | 199 | 125 | 56 | 12 | 243 | 1,005 | 383 |
| Cannot do at all | 930 | 651 | 141 | 42 | 79 | 17 | 201 | 729 | 316 |
| Difficulty remembering | 95,433 | 70,665 | 13,067 | 5,812 | 4,707 | 1,182 | 21,901 | 73,532 | 33,246 |
| No, no difficulty | 92,464 | 68,444 | 12,647 | 5,610 | 4,641 | 1,122 | 21,317 | 71,147 | 32,309 |
| Yes, some difficulty | 2,036 | 1,529 | 256 | 154 | 54 | 43 | 394 | 1,642 | 616 |
| Yes, a lot of difficulty | 653 | 490 | 97 | 40 | 10 | 16 | 135 | 518 | 222 |
| Cannot do at all | 280 | 202 | 67 | 8 | 2 | 1 | 55 | 225 | 99 |
| Difficulty self-care | 95,433 | 70,665 | 13,067 | 5,812 | 4,707 | 1,182 | 21,901 | 73,532 | 33,246 |
| No, no difficulty | 87,676 | 65,161 | 11,936 | 5,184 | 4,295 | 1,100 | 20,491 | 67,185 | 30,958 |
| Yes, some difficulty | 4,308 | 2,974 | 650 | 365 | 264 | 55 | 771 | 3,537 | 1,188 |
| Yes, a lot of difficulty | 1,752 | 1,270 | 227 | 177 | 64 | 14 | 329 | 1,423 | 534 |
| Cannot do at all | 1,697 | 1,260 | 254 | 86 | 84 | 13 | 310 | 1,387 | 566 |
| Difficulty communicating | 95,433 | 70,665 | 13,067 | 5,812 | 4,707 | 1,182 | 21,901 | 73,532 | 33,246 |
| No, no difficulty | 90,946 | 67,293 | 12,451 | 5,490 | 4,599 | 1,113 | 21,047 | 69,899 | 31,730 |
| Yes, some difficulty | 2,555 | 1,915 | 363 | 187 | 47 | 43 | 475 | 2,080 | 784 |
| Yes, a lot of difficulty | 1,079 | 822 | 139 | 78 | 22 | 18 | 185 | 894 | 384 |
| Cannot do at all | 853 | 635 | 114 | 57 | 39 | 8 | 194 | 659 | 348 |
| Male | | | | | | | | | |
| Difficulty seeing | 47,458 | 34,999 | 6,516 | 2,959 | 2,359 | 625 | 10,759 | 36,699 | 16,391 |
| No, no difficulty | 45,481 | 33,593 | 6,173 | 2,810 | 2,304 | 601 | 10,240 | 35,241 | 15,715 |
| Yes, some difficulty | 1,609 | 1,133 | 280 | 131 | 48 | 17 | 429 | 1,180 | 541 |
| Yes, a lot of difficulty | 251 | 189 | 38 | 16 | 4 | 4 | 68 | 183 | 101 |
| Cannot do at all | 117 | 84 | 25 | 2 | 3 | 3 | 22 | 95 | 34 |
| Difficulty hearing | 47,458 | 34,999 | 6,516 | 2,959 | 2,359 | 625 | 10,759 | 36,699 | 16,391 |
| No, no difficulty | 46,192 | 34,116 | 6,283 | 2,863 | 2,322 | 608 | 10,514 | 35,678 | 16,040 |
| Yes, some difficulty | 887 | 633 | 151 | 69 | 24 | 10 | 182 | 705 | 246 |
| Yes, a lot of difficulty | 247 | 164 | 46 | 22 | 11 | 4 | 42 | 205 | 72 |
| Cannot do at all | 132 | 86 | 36 | 5 | 2 | 3 | 21 | 111 | 33 |
| Difficulty walking | 47,458 | 34,999 | 6,516 | 2,959 | 2,359 | 625 | 10,759 | 36,699 | 16,391 |
| No, no difficulty | 45,009 | 33,290 | 6,118 | 2,767 | 2,251 | 583 | 10,283 | 34,726 | 15,648 |
| Yes, some difficulty | 1,427 | 1,001 | 235 | 119 | 47 | 25 | 269 | 1,158 | 417 |
| Yes, a lot of difficulty | 587 | 397 | 102 | 57 | 26 | 5 | 105 | 482 | 175 |
| Cannot do at all | 435 | 311 | 61 | 16 | 35 | 12 | 102 | 333 | 151 |
| Difficulty remembering | 47,458 | 34,999 | 6,516 | 2,959 | 2,359 | 625 | 10,759 | 36,699 | 16,391 |

| Type and level of difficulty | Total | Tongatapu | Vava'u | Ha'apai | Eua | Ongo Niua | Urban | Rural | Grt Nuku'alofa |
|---------------------------------|---------------|---------------|--------------|--------------|--------------|------------|---------------|---------------|-------------------|
| No, no difficulty | 45,997 | 33,902 | 6,314 | 2,849 | 2,340 | 592 | 10,469 | 35,528 | 15,918 |
| Yes, some difficulty | 979 | 737 | 121 | 83 | 15 | 23 | 191 | 788 | 306 |
| Yes, a lot of difficulty | 337 | 251 | 50 | 24 | 3 | 9 | 66 | 271 | 113 |
| Cannot do at all | 145 | 109 | 31 | 3 | 1 | 1 | 33 | 112 | 54 |
| Difficulty self-care | 47,458 | 34,999 | 6,516 | 2,959 | 2,359 | 625 | 10,759 | 36,699 | 16,391 |
| No, no difficulty | 43,482 | 32,176 | 5,958 | 2,617 | 2,148 | 583 | 10,031 | 33,451 | 15,192 |
| Yes, some difficulty | 2,233 | 1,527 | 335 | 205 | 140 | 26 | 400 | 1,833 | 627 |
| Yes, a lot of difficulty | 869 | 640 | 99 | 93 | 30 | 7 | 160 | 709 | 271 |
| Cannot do at all | 874 | 656 | 124 | 44 | 41 | 9 | 168 | 706 | 301 |
| Difficulty communicating | 47,458 | 34,999 | 6,516 | 2,959 | 2,359 | 625 | 10,759 | 36,699 | 16,391 |
| No, no difficulty | 45,097 | 33,241 | 6,204 | 2,765 | 2,294 | 593 | 10,306 | 34,791 | 15,584 |
| Yes, some difficulty | 1,332 | 995 | 181 | 106 | 33 | 17 | 252 | 1,080 | 421 |
| Yes, a lot of difficulty | 582 | 440 | 66 | 52 | 12 | 12 | 102 | 480 | 214 |
| Cannot do at all | 447 | 323 | 65 | 36 | 20 | 3 | 99 | 348 | 172 |
| Female | | | | | | | | | |
| Difficulty seeing | 47,975 | 35,666 | 6,551 | 2,853 | 2,348 | 557 | 11,087 | 36,888 | 16,827 |
| No, no difficulty | 45,582 | 33,930 | 6,182 | 2,668 | 2,269 | 533 | 10,421 | 35,161 | 15,958 |
| Yes, some difficulty | 1,903 | 1,380 | 283 | 159 | 59 | 22 | 553 | 1,350 | 696 |
| Yes, a lot of difficulty | 359 | 269 | 50 | 22 | 16 | 2 | 88 | 271 | 128 |
| Cannot do at all | 131 | 87 | 36 | 4 | 4 | 0 | 25 | 106 | 45 |
| Difficulty hearing | 47,975 | 35,666 | 6,551 | 2,853 | 2,348 | 557 | 11,087 | 36,888 | 16,827 |
| No, no difficulty | 46,724 | 34,738 | 6,355 | 2,783 | 2,303 | 545 | 10,819 | 35,905 | 16,443 |
| Yes, some difficulty | 908 | 703 | 122 | 51 | 21 | 11 | 206 | 702 | 289 |
| Yes, a lot of difficulty | 236 | 158 | 37 | 18 | 22 | 1 | 47 | 189 | 63 |
| Cannot do at all | 107 | 67 | 37 | 1 | 2 | 0 | 15 | 92 | 32 |
| Difficulty walking | 47,975 | 35,666 | 6,551 | 2,853 | 2,348 | 557 | 11,087 | 36,888 | 16,827 |
| No, no difficulty | 44,995 | 33,582 | 6,076 | 2,607 | 2,214 | 516 | 10,470 | 34,525 | 15,902 |
| Yes, some difficulty | 1,824 | 1,285 | 298 | 152 | 60 | 29 | 379 | 1,445 | 553 |
| Yes, a lot of difficulty | 661 | 459 | 97 | 68 | 30 | 7 | 139 | 522 | 208 |
| Cannot do at all | 495 | 340 | 80 | 26 | 44 | 5 | 99 | 396 | 164 |
| Difficulty remembering | 47,975 | 35,666 | 6,551 | 2,853 | 2,348 | 557 | 11,087 | 36,888 | 16,827 |
| No, no difficulty | 46,467 | 34,542 | 6,333 | 2,761 | 2,301 | 530 | 10,793 | 35,674 | 16,364 |
| Yes, some difficulty | 1,057 | 792 | 135 | 71 | 39 | 20 | 203 | 854 | 309 |
| Yes, a lot of difficulty | 316 | 239 | 47 | 16 | 7 | 7 | 69 | 247 | 109 |
| Cannot do at all | 135 | 93 | 36 | 5 | 1 | 0 | 22 | 113 | 45 |
| Difficulty self-care | 47,975 | 35,666 | 6,551 | 2,853 | 2,348 | 557 | 11,087 | 36,888 | 16,827 |
| No, no difficulty | 44,194 | 32,985 | 5,978 | 2,567 | 2,147 | 517 | 10,408 | 33,786 | 15,740 |
| Yes, some difficulty | 2,075 | 1,447 | 315 | 160 | 124 | 29 | 370 | 1,705 | 559 |
| Yes, a lot of difficulty | 883 | 630 | 128 | 84 | 34 | 7 | 166 | 717 | 263 |
| Cannot do at all | 823 | 604 | 130 | 42 | 43 | 4 | 143 | 680 | 265 |
| Difficulty communicating | 47,975 | 35,666 | 6,551 | 2,853 | 2,348 | 557 | 11,087 | 36,888 | 16,827 |
| No, no difficulty | 45,849 | 34,052 | 6,247 | 2,725 | 2,305 | 520 | 10,684 | 35,165 | 16,120 |
| Yes, some difficulty | 1,223 | 920 | 182 | 81 | 14 | 26 | 226 | 997 | 361 |
| Yes, a lot of difficulty | 497 | 382 | 73 | 26 | 10 | 6 | 83 | 414 | 170 |
| Cannot do at all | 406 | 312 | 49 | 21 | 19 | 5 | 94 | 312 | 176 |

Table G 35: Population with three level of difficulties (some, and a lot of difficulty, cannot do at all) by age groups, division, and region

| Division | 2-5 | 6-9 | 10-14 | 15-19 | 20-24 | 25-29 | 30-34 | 35-39 | 40-44 | 45-49 | 50-54 | 55-59 | 60-64 | 65-69 | 70-74 | 75+ |
|--------------------------|--------------|--------------|------------|------------|------------|------------|------------|------------|------------|------------|--------------|--------------|--------------|--------------|--------------|--------------|
| Tonga | 6,440 | 3,449 | 990 | 515 | 431 | 436 | 446 | 449 | 565 | 927 | 1,101 | 1,323 | 1,484 | 1,697 | 2,084 | 5,192 |
| Difficulty seeing | 94 | 102 | 66 | 53 | 57 | 66 | 65 | 63 | 106 | 306 | 417 | 478 | 512 | 526 | 517 | 942 |
| Difficulty hearing | 108 | 162 | 115 | 77 | 57 | 59 | 46 | 48 | 58 | 82 | 96 | 110 | 169 | 199 | 301 | 830 |
| Difficulty walking | 868 | 191 | 99 | 78 | 71 | 73 | 83 | 105 | 120 | 205 | 282 | 388 | 447 | 517 | 554 | 1,348 |
| Difficulty remembering | 536 | 234 | 84 | 78 | 68 | 67 | 68 | 70 | 78 | 99 | 109 | 110 | 118 | 169 | 283 | 798 |
| Difficulty Selfcare | 2969 | 2055 | 430 | 82 | 59 | 62 | 52 | 55 | 65 | 106 | 104 | 141 | 154 | 210 | 306 | 907 |
| Difficulty Communication | 1865 | 705 | 196 | 147 | 119 | 109 | 132 | 108 | 138 | 129 | 93 | 96 | 84 | 76 | 123 | 367 |
| Tongatapu | 4,703 | 2,531 | 776 | 376 | 312 | 328 | 348 | 320 | 435 | 683 | 794 | 936 | 1,053 | 1,187 | 1,481 | 3,580 |
| Difficulty seeing | 79 | 73 | 52 | 41 | 44 | 54 | 46 | 49 | 80 | 229 | 300 | 338 | 357 | 369 | 370 | 661 |
| Difficulty hearing | 91 | 121 | 88 | 52 | 41 | 46 | 31 | 31 | 39 | 60 | 65 | 78 | 126 | 147 | 214 | 581 |
| Difficulty walking | 655 | 146 | 80 | 54 | 49 | 57 | 57 | 66 | 86 | 141 | 195 | 258 | 307 | 346 | 389 | 907 |
| Difficulty remembering | 418 | 185 | 71 | 51 | 47 | 44 | 59 | 51 | 65 | 80 | 82 | 77 | 91 | 126 | 216 | 558 |
| Difficulty Selfcare | 2095 | 1469 | 324 | 57 | 41 | 42 | 45 | 36 | 52 | 75 | 78 | 111 | 110 | 147 | 207 | 615 |
| Difficulty Communication | 1365 | 537 | 161 | 121 | 90 | 85 | 110 | 87 | 113 | 98 | 74 | 74 | 62 | 52 | 85 | 258 |
| Vava'u | 883 | 458 | 122 | 89 | 60 | 57 | 53 | 88 | 61 | 140 | 160 | 180 | 227 | 272 | 333 | 998 |
| Difficulty seeing | 10 | 20 | 9 | 8 | 6 | 8 | 11 | 12 | 17 | 45 | 66 | 67 | 80 | 84 | 85 | 184 |
| Difficulty hearing | 12 | 28 | 12 | 17 | 7 | 10 | 8 | 12 | 13 | 15 | 19 | 18 | 24 | 30 | 49 | 155 |
| Difficulty walking | 123 | 26 | 10 | 13 | 11 | 9 | 11 | 23 | 12 | 32 | 41 | 61 | 69 | 93 | 85 | 254 |
| Difficulty remembering | 56 | 35 | 10 | 17 | 12 | 9 | 6 | 16 | 2 | 12 | 11 | 12 | 17 | 21 | 35 | 149 |
| Difficulty Selfcare | 412 | 269 | 54 | 16 | 9 | 10 | 5 | 11 | 5 | 16 | 11 | 15 | 24 | 33 | 58 | 183 |
| Difficulty Communication | 270 | 80 | 27 | 18 | 15 | 11 | 12 | 14 | 12 | 20 | 12 | 7 | 13 | 11 | 21 | 73 |
| Ha'apai | 522 | 284 | 53 | 22 | 45 | 30 | 22 | 14 | 45 | 65 | 79 | 133 | 132 | 151 | 156 | 337 |
| Difficulty seeing | 2 | 5 | 3 | 2 | 4 | 3 | 6 | 0 | 6 | 23 | 34 | 55 | 53 | 46 | 35 | 57 |
| Difficulty hearing | 2 | 7 | 9 | 3 | 7 | 2 | 3 | 3 | 5 | 6 | 7 | 11 | 12 | 14 | 22 | 53 |
| Difficulty walking | 66 | 10 | 2 | 4 | 9 | 5 | 6 | 6 | 9 | 18 | 23 | 40 | 44 | 50 | 46 | 100 |
| Difficulty remembering | 40 | 9 | 2 | 4 | 8 | 8 | 2 | 1 | 9 | 4 | 9 | 14 | 9 | 14 | 19 | 50 |
| Difficulty Selfcare | 249 | 187 | 31 | 6 | 8 | 6 | 1 | 2 | 6 | 9 | 5 | 8 | 10 | 18 | 25 | 57 |
| Difficulty Communication | 163 | 66 | 6 | 3 | 9 | 6 | 4 | 2 | 10 | 5 | 1 | 5 | 4 | 9 | 9 | 20 |
| Eua | 261 | 134 | 32 | 16 | 9 | 7 | 21 | 21 | 22 | 28 | 42 | 44 | 54 | 58 | 76 | 219 |
| Difficulty seeing | 1 | 1 | 2 | 1 | 1 | 0 | 2 | 2 | 2 | 6 | 12 | 13 | 18 | 21 | 19 | 33 |
| Difficulty hearing | 2 | 4 | 5 | 1 | 2 | 1 | 3 | 2 | 1 | 1 | 3 | 1 | 6 | 7 | 10 | 33 |
| Difficulty walking | 17 | 6 | 6 | 5 | 2 | 1 | 8 | 8 | 13 | 11 | 17 | 20 | 18 | 17 | 24 | 69 |
| Difficulty remembering | 7 | 1 | 0 | 3 | 0 | 2 | 1 | 1 | 2 | 2 | 1 | 2 | 1 | 5 | 7 | 31 |
| Difficulty Selfcare | 190 | 113 | 17 | 2 | 0 | 2 | 1 | 5 | 2 | 4 | 5 | 3 | 7 | 7 | 12 | 42 |
| Difficulty Communication | 44 | 9 | 2 | 4 | 4 | 1 | 6 | 3 | 2 | 4 | 4 | 4 | 5 | 4 | 4 | 11 |
| Ongo Niua | 71 | 42 | 7 | 12 | 5 | 14 | 2 | 6 | 2 | 11 | 26 | 30 | 18 | 29 | 38 | 58 |
| Difficulty seeing | 2 | 3 | 0 | 1 | 2 | 1 | 0 | 0 | 1 | 3 | 5 | 5 | 4 | 6 | 8 | 7 |
| Difficulty hearing | 1 | 2 | 1 | 4 | 0 | 0 | 1 | 0 | 0 | 0 | 2 | 2 | 1 | 1 | 6 | 8 |
| Difficulty walking | 7 | 3 | 1 | 2 | 0 | 1 | 1 | 2 | 0 | 3 | 6 | 9 | 9 | 11 | 10 | 18 |
| Difficulty remembering | 15 | 4 | 1 | 3 | 1 | 4 | 0 | 1 | 0 | 1 | 6 | 5 | 0 | 3 | 6 | 10 |
| Difficulty Selfcare | 23 | 17 | 4 | 1 | 1 | 2 | 0 | 1 | 0 | 2 | 5 | 4 | 3 | 5 | 4 | 10 |
| Difficulty Communication | 23 | 13 | 0 | 1 | 1 | 6 | 0 | 2 | 1 | 2 | 2 | 5 | 1 | 3 | 4 | 5 |
| Urban | 1,156 | 586 | 158 | 88 | 83 | 100 | 118 | 78 | 104 | 205 | 275 | 340 | 371 | 428 | 473 | 1,076 |

| Division | 2-5 | 6-9 | 10-14 | 15-19 | 20-24 | 25-29 | 30-34 | 35-39 | 40-44 | 45-49 | 50-54 | 55-59 | 60-64 | 65-69 | 70-74 | 75+ |
|---------------------------|--------------|--------------|------------|------------|------------|------------|------------|------------|------------|------------|------------|------------|--------------|--------------|--------------|--------------|
| Difficulty seeing | 24 | 8 | 10 | 10 | 17 | 19 | 19 | 21 | 25 | 84 | 128 | 148 | 153 | 157 | 135 | 227 |
| Difficulty hearing | 24 | 17 | 12 | 10 | 9 | 16 | 12 | 9 | 9 | 15 | 21 | 31 | 42 | 44 | 65 | 177 |
| Difficulty walking | 163 | 32 | 17 | 12 | 15 | 12 | 20 | 14 | 18 | 37 | 58 | 81 | 104 | 117 | 115 | 278 |
| Difficulty remembering | 102 | 33 | 11 | 16 | 9 | 16 | 14 | 11 | 17 | 24 | 23 | 26 | 27 | 39 | 62 | 154 |
| Difficulty Communication | 343 | 127 | 35 | 24 | 22 | 26 | 39 | 17 | 25 | 23 | 22 | 28 | 18 | 16 | 28 | 61 |
| Difficulty Selfcare | 500 | 369 | 73 | 16 | 11 | 11 | 14 | 6 | 10 | 22 | 23 | 26 | 27 | 55 | 68 | 179 |
| Rural | 5,284 | 2,863 | 832 | 427 | 348 | 336 | 328 | 371 | 461 | 722 | 826 | 983 | 1,113 | 1,269 | 1,611 | 4,116 |
| Difficulty seeing | 70 | 94 | 56 | 43 | 40 | 47 | 46 | 42 | 81 | 222 | 289 | 330 | 359 | 369 | 382 | 715 |
| Difficulty hearing | 84 | 145 | 103 | 67 | 48 | 43 | 34 | 39 | 49 | 67 | 75 | 79 | 127 | 155 | 236 | 653 |
| Difficulty walking | 705 | 159 | 82 | 66 | 56 | 61 | 63 | 91 | 102 | 168 | 224 | 307 | 343 | 400 | 439 | 1070 |
| Difficulty remembering | 434 | 201 | 73 | 62 | 59 | 51 | 54 | 59 | 61 | 75 | 86 | 84 | 91 | 130 | 221 | 644 |
| Difficulty Communication | 1522 | 578 | 161 | 123 | 97 | 83 | 93 | 91 | 113 | 106 | 71 | 68 | 66 | 60 | 95 | 306 |
| Difficulty Selfcare | 2469 | 1686 | 357 | 66 | 48 | 51 | 38 | 49 | 55 | 84 | 81 | 115 | 127 | 155 | 238 | 728 |
| Greater Nuku'alofa | 2,031 | 967 | 283 | 160 | 147 | 151 | 188 | 133 | 194 | 318 | 389 | 476 | 511 | 566 | 671 | 1,503 |
| Difficulty seeing | 42 | 21 | 17 | 13 | 22 | 24 | 27 | 24 | 38 | 115 | 163 | 190 | 189 | 193 | 169 | 298 |
| Difficulty hearing | 38 | 35 | 22 | 15 | 14 | 22 | 15 | 9 | 18 | 22 | 30 | 37 | 59 | 63 | 93 | 243 |
| Difficulty walking | 299 | 52 | 23 | 19 | 23 | 20 | 30 | 22 | 31 | 56 | 86 | 119 | 149 | 166 | 176 | 397 |
| Difficulty remembering | 180 | 57 | 20 | 23 | 19 | 23 | 29 | 21 | 32 | 42 | 37 | 42 | 40 | 52 | 97 | 222 |
| Difficulty Selfcare | 877 | 590 | 119 | 27 | 19 | 19 | 25 | 13 | 22 | 34 | 33 | 48 | 43 | 72 | 96 | 251 |
| Difficulty Communication | 595 | 212 | 82 | 63 | 50 | 43 | 62 | 44 | 53 | 49 | 40 | 40 | 31 | 20 | 40 | 92 |

Table G 36: Population with two level of difficulties (a lot of difficulty and cannot do at all) by 5 year-age groups

| | Total | 2-5 | 6-9 | 10-14 | 15-19 | 20-24 | 25-29 | 30-34 | 35-39 | 40-44 | 45-49 | 50-54 | 55-59 | 60-64 | 65-69 | 70-74 | 75+ |
|---------------------------|--------------|------------|------------|------------|-----------|-----------|-----------|-----------|-----------|-----------|-----------|-----------|------------|------------|------------|------------|------------|
| SEEING | 858 | 51 | 53 | 24 | 25 | 24 | 22 | 19 | 22 | 19 | 38 | 35 | 51 | 65 | 72 | 92 | 246 |
| Yes a lot of difficulties | 610 | 13 | 15 | 13 | 9 | 12 | 8 | 10 | 15 | 10 | 30 | 27 | 40 | 55 | 63 | 79 | 211 |
| Cannot do at all | 248 | 38 | 38 | 11 | 16 | 12 | 14 | 9 | 7 | 9 | 8 | 8 | 11 | 10 | 9 | 13 | 35 |
| HEARING | 722 | 50 | 65 | 38 | 35 | 23 | 33 | 18 | 16 | 17 | 18 | 20 | 20 | 33 | 44 | 54 | 238 |
| Yes a lot of difficulties | 483 | 11 | 27 | 22 | 18 | 12 | 15 | 8 | 5 | 12 | 9 | 9 | 16 | 26 | 35 | 46 | 212 |
| Cannot do at all | 239 | 39 | 38 | 16 | 17 | 11 | 18 | 10 | 11 | 5 | 9 | 11 | 4 | 7 | 9 | 8 | 26 |
| MOBILITY | 2,178 | 290 | 82 | 60 | 49 | 45 | 36 | 41 | 57 | 50 | 86 | 94 | 141 | 141 | 170 | 202 | 634 |
| Yes a lot of difficulties | 1,248 | 193 | 21 | 11 | 12 | 16 | 8 | 8 | 17 | 11 | 40 | 47 | 73 | 100 | 122 | 132 | 437 |
| Cannot do at all | 930 | 97 | 61 | 49 | 37 | 29 | 28 | 33 | 40 | 39 | 46 | 47 | 68 | 41 | 48 | 70 | 197 |
| MEMORY | 933 | 146 | 68 | 39 | 49 | 43 | 48 | 34 | 40 | 41 | 45 | 31 | 35 | 21 | 28 | 53 | 212 |
| Yes a lot of difficulties | 653 | 99 | 22 | 22 | 23 | 28 | 32 | 24 | 29 | 27 | 35 | 21 | 27 | 14 | 23 | 41 | 186 |
| Cannot do at all | 280 | 47 | 46 | 17 | 26 | 15 | 16 | 10 | 11 | 14 | 10 | 10 | 8 | 7 | 5 | 12 | 26 |
| SELF CARE | 1,797 | 602 | 602 | 84 | 40 | 37 | 42 | 23 | 29 | 37 | 58 | 42 | 61 | 58 | 70 | 96 | 373 |
| Yes a lot of difficulties | 1,752 | 834 | 343 | 38 | 11 | 16 | 19 | 8 | 15 | 16 | 35 | 22 | 39 | 35 | 48 | 52 | 221 |
| Cannot do at all | 1,697 | 963 | 259 | 46 | 29 | 21 | 23 | 15 | 14 | 21 | 23 | 20 | 22 | 23 | 22 | 44 | 152 |
| COMMUNICATION | 1,932 | 722 | 204 | 101 | 82 | 70 | 73 | 87 | 65 | 95 | 83 | 57 | 56 | 41 | 30 | 38 | 128 |
| Yes a lot of difficulties | 1,079 | 508 | 93 | 39 | 31 | 31 | 39 | 35 | 29 | 45 | 41 | 23 | 21 | 15 | 15 | 21 | 93 |
| Cannot do at all | 853 | 214 | 111 | 62 | 51 | 39 | 34 | 52 | 36 | 50 | 42 | 34 | 35 | 26 | 15 | 17 | 35 |

Table G 37: Population (5 years +) experiencing mentally illness by Island, District, and Region

| Division by District | Total response | Total behavioural affected | Affected Mentally | Affected by Evil Spirit | Mental Retardation | Affected by Drugs | Affected by Being Elderly |
|----------------------|----------------|----------------------------|-------------------|-------------------------|--------------------|-------------------|---------------------------|
| Tonga | 87,774 | 2,324 | 392 | 77 | 252 | 1,071 | 532 |
| Tongatapu | 65,016 | 1,783 | 283 | 55 | 168 | 916 | 361 |
| Kolofo'ou | 15,671 | 304 | 65 | 14 | 36 | 140 | 49 |
| Kolomotu'a | 15,010 | 444 | 88 | 26 | 41 | 240 | 49 |
| Vaini | 11,347 | 134 | 45 | 3 | 29 | 21 | 36 |
| Tatakamotonga | 6,114 | 247 | 20 | 2 | 12 | 152 | 61 |
| Lapaha | 6,225 | 130 | 26 | 6 | 19 | 39 | 40 |
| Nukunuku | 6,919 | 447 | 29 | 2 | 20 | 318 | 78 |
| Kolovai | 3,730 | 77 | 10 | 2 | 11 | 6 | 48 |
| Vava'u | 12,036 | 199 | 55 | 9 | 43 | 6 | 86 |
| Neiafu | 4,642 | 81 | 34 | 3 | 15 | 4 | 25 |
| Pangaimotu | 1,071 | 15 | 1 | 0 | 6 | 1 | 7 |
| Hahake | 1,763 | 21 | 6 | 1 | 10 | 0 | 4 |
| Leimatu'a | 2,127 | 32 | 7 | 1 | 6 | 0 | 18 |
| Hihifo | 1,775 | 37 | 6 | 3 | 3 | 1 | 24 |
| Motu | 658 | 13 | 1 | 1 | 3 | 0 | 8 |
| Ha'apai | 5,349 | 241 | 27 | 7 | 27 | 124 | 56 |
| Pangai Hp | 1,982 | 64 | 11 | 5 | 9 | 30 | 9 |
| Foa | 1,194 | 33 | 3 | 2 | 3 | 1 | 24 |
| Lulunga | 778 | 6 | 5 | 0 | 1 | 0 | 0 |
| Mu'omu'a | 375 | 7 | 4 | 0 | 2 | 0 | 1 |
| Ha'ano | 414 | 14 | 3 | 0 | 6 | 0 | 5 |
| Uiha | 606 | 117 | 1 | 0 | 6 | 93 | 17 |
| 'Eua | 4,281 | 48 | 15 | 5 | 5 | 2 | 21 |
| 'Eua Motu'a | 2,417 | 19 | 6 | 5 | 2 | 0 | 6 |
| 'Eua Fo'ou | 1,864 | 29 | 9 | 0 | 3 | 2 | 15 |
| Ongo Niua | 1,092 | 53 | 12 | 1 | 9 | 23 | 8 |
| Niuaotuputu | 654 | 27 | 8 | 0 | 8 | 5 | 6 |
| Niuafo'ou | 438 | 26 | 4 | 1 | 1 | 18 | 2 |
| Urban | 20,291 | 453 | 78 | 9 | 46 | 266 | 54 |
| Rural | 67,483 | 1,871 | 314 | 68 | 206 | 805 | 478 |
| Greater Nukualofa | 30,681 | 748 | 153 | 40 | 77 | 380 | 98 |

Note: one person can have more than one behavioural or mental illness.

Table G 38: Private Household with health complaint, illness or injury by sex, division and district

| Division/District | Total | | With Health Complaint | | Without Health Complaint | | Not Stated | |
|-------------------|---------------|---------------|-----------------------|--------------|--------------------------|---------------|------------|----------|
| | Total | Female | Total | Female | Total | Female | Total | Female |
| TONGA | 99,600 | 49,518 | 3,033 | 1,496 | 96,549 | 48,022 | 18 | 7 |
| Tongatapu | 73,750 | 37,192 | 2,227 | 1,092 | 71,505 | 35,448 | 18 | 7 |
| Kolofo'ou | 17,602 | 8,919 | 474 | 232 | 17,112 | 8,435 | 16 | 6 |
| Kolomotu'a | 16,946 | 8,395 | 546 | 247 | 16,400 | 8,148 | 0 | 0 |
| Vaini | 12,825 | 6,347 | 351 | 176 | 12,472 | 6,171 | 2 | 1 |
| Tatakamotonga | 7,020 | 3,476 | 317 | 162 | 6,703 | 3,314 | 0 | 0 |
| Lapaha | 7,109 | 3,505 | 254 | 133 | 6,855 | 3,372 | 0 | 0 |
| Nukunuku | 7,981 | 4,020 | 187 | 90 | 7,794 | 3,930 | 0 | 0 |
| Kolovai | 4,267 | 2,137 | 98 | 52 | 4,169 | 2,078 | 0 | 0 |
| Vava'u | 13,632 | 6,792 | 410 | 209 | 13,222 | 6,583 | 0 | 0 |
| Neiafu | 5,170 | 2,566 | 140 | 63 | 5,030 | 2,503 | 0 | 0 |
| Pangaimotu | 1,235 | 592 | 44 | 17 | 1,191 | 575 | 0 | 0 |
| Hahake | 2,028 | 1,015 | 63 | 40 | 1,965 | 975 | 0 | 0 |
| Leimatu'a | 2,489 | 1,257 | 90 | 43 | 2,399 | 1,214 | 0 | 0 |
| Hihifo | 1,989 | 1,010 | 55 | 34 | 1,934 | 976 | 0 | 0 |
| Motu | 721 | 352 | 18 | 12 | 703 | 340 | 0 | 0 |
| Ha'apai | 6,085 | 3,086 | 197 | 92 | 5,888 | 2,994 | 0 | 0 |
| Pangai | 2,187 | 1,103 | 73 | 38 | 2,114 | 1,065 | 0 | 0 |
| Foa | 1,383 | 690 | 60 | 27 | 1,323 | 663 | 0 | 0 |
| Lulunga | 923 | 483 | 23 | 9 | 900 | 474 | 0 | 0 |
| Mu'omu'a | 432 | 219 | 14 | 4 | 418 | 215 | 0 | 0 |
| Ha'ano | 478 | 241 | 9 | 4 | 469 | 237 | 0 | 0 |
| 'Uiha | 682 | 350 | 18 | 10 | 664 | 340 | 0 | 0 |
| 'Eua | 4,918 | 2,459 | 164 | 81 | 4,754 | 2,378 | 0 | 0 |
| 'Eua Prope | 2,786 | 1,406 | 72 | 34 | 2,714 | 1,372 | 0 | 0 |
| 'Eua fo'ou | 2,132 | 1,053 | 92 | 47 | 2,040 | 1,006 | 0 | 0 |
| Ongo Niua | 1,215 | 641 | 35 | 22 | 1,180 | 619 | 0 | 0 |
| Niuaotupapu | 722 | 377 | 29 | 17 | 693 | 360 | 0 | 0 |
| Niuafo'ou | 493 | 264 | 6 | 5 | 487 | 259 | 0 | 0 |

Table G 39: Total population with health complaint, illness or injury who sought care by sex, division, region

| Division/Sex | Health complaint with sought care | | | | | | | | | | Reason not seeking care | | | | | |
|-----------------------|-----------------------------------|-------------------|-----------------|----------------|----------|-----------------------------------|------------------------------|-----------|------------|--------------------------|-------------------------|-------------------|-----------------------------|-----------|-----------|--|
| | Total | Did not seek care | Public hospital | Private doctor | Midwife | Self-treated traditional medicine | Self-treated modern medicine | Other | Total | Not ill enough treatment | Cannot afford treatment | Too far to travel | Service at provider is poor | Too busy | Other | |
| Total | 3,033 | 197 | 2,049 | 163 | 8 | 329 | 267 | 20 | 197 | 146 | 3 | 1 | 1 | 21 | 25 | |
| Male | 1,496 | 90 | 1,022 | 83 | 1 | 170 | 120 | 10 | 90 | 61 | 2 | 1 | 0 | 13 | 13 | |
| Female | 1,537 | 107 | 1,027 | 80 | 7 | 159 | 147 | 10 | 107 | 85 | 1 | 0 | 1 | 8 | 12 | |
| Tongatapu | 2,227 | 162 | 1,438 | 154 | 8 | 227 | 220 | 18 | 162 | 122 | 3 | 0 | 1 | 13 | 23 | |
| Male | 1,092 | 74 | 718 | 79 | 1 | 117 | 94 | 9 | 74 | 53 | 2 | 0 | 0 | 7 | 12 | |
| Female | 1,135 | 88 | 720 | 75 | 7 | 110 | 126 | 9 | 88 | 69 | 1 | 0 | 1 | 6 | 11 | |
| Vava'u | 410 | 11 | 338 | 5 | 0 | 28 | 26 | 2 | 11 | 8 | 0 | 0 | 0 | 3 | 0 | |
| Male | 209 | 6 | 169 | 2 | 0 | 15 | 16 | 1 | 6 | 3 | 0 | 0 | 0 | 3 | 0 | |
| Female | 201 | 5 | 169 | 3 | 0 | 13 | 10 | 1 | 5 | 5 | 0 | 0 | 0 | 0 | 0 | |
| Ha'apai | 197 | 14 | 128 | 2 | 0 | 37 | 16 | 0 | 14 | 8 | 0 | 1 | 0 | 3 | 2 | |
| Male | 92 | 6 | 58 | 2 | 0 | 18 | 8 | 0 | 6 | 3 | 0 | 1 | 0 | 1 | 1 | |
| Female | 105 | 8 | 70 | 0 | 0 | 19 | 8 | 0 | 8 | 5 | 0 | 0 | 0 | 2 | 1 | |
| Eua | 164 | 7 | 114 | 2 | 0 | 37 | 4 | 0 | 7 | 5 | 0 | 0 | 0 | 2 | 0 | |
| Male | 81 | 4 | 55 | 0 | 0 | 20 | 2 | 0 | 4 | 2 | 0 | 0 | 0 | 2 | 0 | |
| Female | 83 | 3 | 59 | 2 | 0 | 17 | 2 | 0 | 3 | 3 | 0 | 0 | 0 | 0 | 0 | |
| Ongo Niua | 35 | 3 | 31 | 0 | 0 | 0 | 1 | 0 | 3 | 3 | 0 | 0 | 0 | 0 | 0 | |
| Male | 22 | 0 | 22 | 0 | 0 | 0 | 0 | 0 | 0 | 0 | 0 | 0 | 0 | 0 | 0 | |
| Female | 13 | 3 | 9 | 0 | 0 | 1 | 1 | 0 | 3 | 3 | 0 | 0 | 0 | 0 | 0 | |
| Urban | 650 | 74 | 411 | 55 | 4 | 42 | 58 | 6 | 74 | 57 | 2 | 0 | 1 | 4 | 10 | |
| Male | 305 | 33 | 201 | 24 | 1 | 18 | 24 | 4 | 33 | 23 | 1 | 0 | 0 | 3 | 6 | |
| Female | 345 | 41 | 210 | 31 | 3 | 24 | 34 | 2 | 41 | 34 | 1 | 0 | 1 | 1 | 4 | |
| Rural | 2,383 | 123 | 1,638 | 108 | 4 | 287 | 209 | 14 | 123 | 89 | 1 | 1 | 0 | 17 | 15 | |
| Male | 1,191 | 57 | 821 | 59 | 0 | 152 | 96 | 6 | 57 | 38 | 1 | 1 | 0 | 10 | 7 | |
| Female | 1,192 | 66 | 817 | 49 | 4 | 135 | 113 | 8 | 66 | 51 | 0 | 0 | 0 | 7 | 8 | |
| Grt Nuku'alofa | 1,020 | 102 | 632 | 85 | 4 | 84 | 104 | 9 | 102 | 79 | 3 | 0 | 1 | 7 | 12 | |
| Male | 479 | 45 | 307 | 42 | 1 | 39 | 40 | 5 | 45 | 33 | 2 | 0 | 0 | 4 | 6 | |
| Female | 541 | 57 | 325 | 43 | 3 | 45 | 64 | 4 | 57 | 46 | 1 | 0 | 1 | 3 | 6 | |

Table G 40: Population (10 years +) smoking cigarettes or tobacco on a daily basis by 5-year age and sex

| Age Group/Sex | Total | Not Smoking | Smoking | | | |
|--------------------|--------|-------------|------------------------|---------------------------------|------------------------|-----------------------|
| | | | Little 1 pack per week | Occasional 5 cigarettes per day | Regular 1 pack per day | Heavy 1+ pack per day |
| Total | 75,625 | 62,711 | 4,790 | 4,260 | 2,740 | 1,124 |
| 10 - 14 years | 11,873 | 11,822 | 27 | 13 | 7 | 4 |
| 15 - 19 years | 10,493 | 9,749 | 348 | 256 | 113 | 27 |
| 20 - 24 years | 8,202 | 6,452 | 718 | 593 | 337 | 102 |
| 25 - 29 years | 6,585 | 4,848 | 587 | 642 | 368 | 140 |
| 30 - 34 years | 6,490 | 4,766 | 627 | 573 | 370 | 154 |
| 35 - 39 years | 5,605 | 4,101 | 529 | 500 | 350 | 125 |
| 40 - 44 years | 5,157 | 3,841 | 473 | 417 | 294 | 132 |
| 45 - 49 years | 5,132 | 3,889 | 445 | 411 | 265 | 122 |
| 50 - 54 years | 4,119 | 3,208 | 328 | 293 | 204 | 86 |
| 55 - 59 years | 3,231 | 2,574 | 238 | 198 | 150 | 71 |
| 60 - 64 years | 2,680 | 2,149 | 191 | 151 | 119 | 70 |
| 65 - 69 years | 2,021 | 1,713 | 114 | 93 | 65 | 36 |
| 70 - 74 years | 1,595 | 1,376 | 74 | 64 | 50 | 31 |
| 75 years and above | 2,442 | 2,223 | 91 | 56 | 48 | 24 |
| Male | 37,130 | 26,819 | 3,892 | 3,358 | 2,184 | 877 |
| 10 - 14 years | 6,133 | 6,096 | 19 | 11 | 4 | 3 |
| 15 - 19 years | 5,442 | 4,756 | 320 | 239 | 102 | 25 |
| 20 - 24 years | 4,085 | 2,616 | 595 | 494 | 292 | 88 |
| 25 - 29 years | 3,126 | 1,792 | 443 | 488 | 297 | 106 |
| 30 - 34 years | 2,977 | 1,712 | 465 | 413 | 271 | 116 |
| 35 - 39 years | 2,673 | 1,543 | 410 | 362 | 261 | 97 |
| 40 - 44 years | 2,455 | 1,447 | 367 | 320 | 219 | 102 |
| 45 - 49 years | 2,559 | 1,558 | 367 | 335 | 210 | 89 |
| 50 - 54 years | 2,103 | 1,357 | 276 | 235 | 167 | 68 |
| 55 - 59 years | 1,554 | 1,004 | 207 | 166 | 125 | 52 |
| 60 - 64 years | 1,286 | 839 | 167 | 117 | 102 | 61 |
| 65 - 69 years | 960 | 679 | 107 | 84 | 59 | 31 |
| 70 - 74 years | 731 | 547 | 67 | 52 | 42 | 23 |
| 75 years and above | 1,046 | 873 | 82 | 42 | 33 | 16 |
| Female | 38,495 | 35,892 | 898 | 902 | 556 | 247 |
| 10 - 14 years | 5,740 | 5,726 | 8 | 2 | 3 | 1 |
| 15 - 19 years | 5,051 | 4,993 | 28 | 17 | 11 | 2 |
| 20 - 24 years | 4,117 | 3,836 | 123 | 99 | 45 | 14 |
| 25 - 29 years | 3,459 | 3,056 | 144 | 154 | 71 | 34 |
| 30 - 34 years | 3,513 | 3,054 | 162 | 160 | 99 | 38 |
| 35 - 39 years | 2,932 | 2,558 | 119 | 138 | 89 | 28 |
| 40 - 44 years | 2,702 | 2,394 | 106 | 97 | 75 | 30 |
| 45 - 49 years | 2,573 | 2,331 | 78 | 76 | 55 | 33 |
| 50 - 54 years | 2,016 | 1,851 | 52 | 58 | 37 | 18 |
| 55 - 59 years | 1,677 | 1,570 | 31 | 32 | 25 | 19 |
| 60 - 64 years | 1,394 | 1,310 | 24 | 34 | 17 | 9 |
| 65 - 69 years | 1,061 | 1,034 | 7 | 9 | 6 | 5 |
| 70 - 74 years | 864 | 829 | 7 | 12 | 8 | 8 |
| 75 years and above | 1,396 | 1,350 | 9 | 14 | 15 | 8 |

Table G 41: Population (10 years +) smoking cigarettes and local tobacco on a daily basis by 5-year age group and sex

| Age Group/ Sex | Imported Cigarette | | | | | | Tapaka Tonga | | | | | |
|-------------------|--------------------|---------------|------------------------|---------------------------------|------------------------|-----------------------|---------------|---------------|-------------------------------|---------------------------------|-------------------------------|-----------------------------|
| | Total | Not Smoking | Smoking | | | | Total | Not Smoking | Smoking | | | |
| | | | Little 1 pack per week | Occasional 5 cigarettes per day | Regular 1 pack per day | Heavy 1+ pack per day | | | Little 1-2 cigarettes per day | Occasional 5 cigarettes per day | Regular 10 cigarettes per day | Heavy 15 cigarettes per day |
| Total | 75,625 | 62,711 | 4,790 | 4,260 | 2,740 | 1,124 | 75,625 | 65,228 | 3,355 | 3,054 | 2,483 | 1,505 |
| 10 - 14 | 11,873 | 11,822 | 27 | 13 | 7 | 4 | 11,873 | 11,825 | 20 | 18 | 5 | 5 |
| 15 - 19 | 10,493 | 9,749 | 348 | 256 | 113 | 27 | 10,493 | 9,818 | 249 | 219 | 152 | 55 |
| 20 - 24 | 8,202 | 6,452 | 718 | 593 | 337 | 102 | 8,202 | 6,837 | 463 | 392 | 338 | 172 |
| 25 - 29 | 6,585 | 4,848 | 587 | 642 | 368 | 140 | 6,585 | 5,312 | 421 | 388 | 292 | 172 |
| 30 - 34 | 6,490 | 4,766 | 627 | 573 | 370 | 154 | 6,490 | 5,161 | 434 | 390 | 331 | 174 |
| 35 - 39 | 5,605 | 4,101 | 529 | 500 | 350 | 125 | 5,605 | 4,470 | 375 | 313 | 285 | 162 |
| 40 - 44 | 5,157 | 3,841 | 473 | 417 | 294 | 132 | 5,157 | 4,131 | 325 | 291 | 238 | 172 |
| 45 - 49 | 5,132 | 3,889 | 445 | 411 | 265 | 122 | 5,132 | 4,116 | 310 | 317 | 247 | 142 |
| 50 - 54 | 4,119 | 3,208 | 328 | 293 | 204 | 86 | 4,119 | 3,369 | 199 | 245 | 181 | 125 |
| 55 - 59 | 3,231 | 2,574 | 238 | 198 | 150 | 71 | 3,231 | 2,660 | 193 | 139 | 131 | 108 |
| 60 - 64 | 2,680 | 2,149 | 191 | 151 | 119 | 70 | 2,680 | 2,216 | 129 | 138 | 104 | 93 |
| 65 - 69 | 2,021 | 1,713 | 114 | 93 | 65 | 36 | 2,021 | 1,698 | 94 | 93 | 87 | 49 |
| 70 - 74 | 1,595 | 1,376 | 74 | 64 | 50 | 31 | 1,595 | 1,376 | 74 | 59 | 42 | 44 |
| 75+ | 2,442 | 2,223 | 91 | 56 | 48 | 24 | 2,442 | 2,239 | 69 | 52 | 50 | 32 |
| Male | 37,130 | 26,819 | 3,892 | 3,358 | 2,184 | 877 | 37,130 | 27,897 | 2,906 | 2,720 | 2,257 | 1,350 |
| 10 - 14 | 6,133 | 6,096 | 19 | 11 | 4 | 3 | 6,133 | 6,098 | 13 | 15 | 3 | 4 |
| 15 - 19 | 5,442 | 4,756 | 320 | 239 | 102 | 25 | 5,442 | 4,801 | 231 | 211 | 145 | 54 |
| 20 - 24 | 4,085 | 2,616 | 595 | 494 | 292 | 88 | 4,085 | 2,841 | 411 | 358 | 317 | 158 |
| 25 - 29 | 3,126 | 1,792 | 443 | 488 | 297 | 106 | 3,126 | 2,015 | 356 | 340 | 258 | 157 |
| 30 - 34 | 2,977 | 1,712 | 465 | 413 | 271 | 116 | 2,977 | 1,849 | 352 | 341 | 287 | 148 |
| 35 - 39 | 2,673 | 1,543 | 410 | 362 | 261 | 97 | 2,673 | 1,694 | 311 | 271 | 253 | 144 |
| 40 - 44 | 2,455 | 1,447 | 367 | 320 | 219 | 102 | 2,455 | 1,566 | 274 | 246 | 217 | 152 |
| 45 - 49 | 2,559 | 1,558 | 367 | 335 | 210 | 89 | 2,559 | 1,658 | 272 | 279 | 229 | 121 |
| 50 - 54 | 2,103 | 1,357 | 276 | 235 | 167 | 68 | 2,103 | 1,420 | 178 | 220 | 170 | 115 |
| 55 - 59 | 1,554 | 1,004 | 207 | 166 | 125 | 52 | 1,554 | 1,029 | 175 | 132 | 119 | 99 |
| 60 - 64 | 1,286 | 839 | 167 | 117 | 102 | 61 | 1,286 | 859 | 118 | 125 | 98 | 86 |
| 65 - 69 | 960 | 679 | 107 | 84 | 59 | 31 | 960 | 651 | 89 | 90 | 83 | 47 |
| 70 - 74 | 731 | 547 | 67 | 52 | 42 | 23 | 731 | 535 | 69 | 51 | 35 | 41 |
| 75+ | 1,046 | 873 | 82 | 42 | 33 | 16 | 1,046 | 881 | 57 | 41 | 43 | 24 |
| Female | 38,495 | 35,892 | 898 | 902 | 556 | 247 | 38,495 | 37,331 | 449 | 334 | 226 | 155 |
| 10 - 14 | 5,740 | 5,726 | 8 | 2 | 3 | 1 | 5,740 | 5,727 | 7 | 3 | 2 | 1 |
| 15 - 19 | 5,051 | 4,993 | 28 | 17 | 11 | 2 | 5,051 | 5,017 | 18 | 8 | 7 | 1 |
| 20 - 24 | 4,117 | 3,836 | 123 | 99 | 45 | 14 | 4,117 | 3,996 | 52 | 34 | 21 | 14 |
| 25 - 29 | 3,459 | 3,056 | 144 | 154 | 71 | 34 | 3,459 | 3,297 | 65 | 48 | 34 | 15 |
| 30 - 34 | 3,513 | 3,054 | 162 | 160 | 99 | 38 | 3,513 | 3,312 | 82 | 49 | 44 | 26 |
| 35 - 39 | 2,932 | 2,558 | 119 | 138 | 89 | 28 | 2,932 | 2,776 | 64 | 42 | 32 | 18 |
| 40 - 44 | 2,702 | 2,394 | 106 | 97 | 75 | 30 | 2,702 | 2,565 | 51 | 45 | 21 | 20 |
| 45 - 49 | 2,573 | 2,331 | 78 | 76 | 55 | 33 | 2,573 | 2,458 | 38 | 38 | 18 | 21 |
| 50 - 54 | 2,016 | 1,851 | 52 | 58 | 37 | 18 | 2,016 | 1,949 | 21 | 25 | 11 | 10 |
| 55 - 59 | 1,677 | 1,570 | 31 | 32 | 25 | 19 | 1,677 | 1,631 | 18 | 7 | 12 | 9 |
| 60 - 64 | 1,394 | 1,310 | 24 | 34 | 17 | 9 | 1,394 | 1,357 | 11 | 13 | 6 | 7 |
| 65 - 69 | 1,061 | 1,034 | 7 | 9 | 6 | 5 | 1,061 | 1,047 | 5 | 3 | 4 | 2 |
| 70 - 74 | 864 | 829 | 7 | 12 | 8 | 8 | 864 | 841 | 5 | 8 | 7 | 3 |
| 75+ | 1,396 | 1,350 | 9 | 14 | 15 | 8 | 1,396 | 1,358 | 12 | 11 | 7 | 8 |

Table G 42: Population (10 years +) Smoking Imported Cigarettes and Local Tobacco by Island, District, and Region.

| Division by District | Imported TOBACCO (Cigarettes) | | | | | | | | | | Tapaka Tonga | | | | |
|----------------------|-------------------------------|---------------|------------------------|---------------------------------|------------------------|-----------------------|---------------|---------------|----------------------------------|---------------------------------|-------------------------------|-----------------------------|--|--|--|
| | Total | Not Smoking | Smoking | | | | Total | Not Smoking | Smoking | | | | | | |
| | | | Little 1 pack per week | Occasional 5 cigarettes per day | Regular 1 pack per day | Heavy1 + pack per day | | | Little 1 or 2 cigarettes per day | Occasional 5 cigarettes per day | Regular 10 cigarettes per day | Heavy 15 cigarettes per day | | | |
| Tonga | 75,625 | 62,711 | 4,790 | 4,260 | 2,740 | 1,124 | 75,625 | 65,228 | 3,355 | 3,054 | 2,483 | 1,505 | | | |
| Tongatapu | 56,151 | 46,205 | 3,562 | 3,292 | 2,170 | 922 | 56,151 | 49,367 | 2,618 | 2,039 | 1,367 | 760 | | | |
| Kolofo'ou | 13,661 | 11,178 | 963 | 791 | 531 | 198 | 13,661 | 12,331 | 587 | 388 | 254 | 101 | | | |
| Kolomotu'a | 13,060 | 10,772 | 921 | 705 | 453 | 209 | 13,060 | 11,575 | 629 | 457 | 253 | 146 | | | |
| Vaini | 9,740 | 7,994 | 470 | 682 | 393 | 201 | 9,740 | 8,489 | 468 | 372 | 251 | 160 | | | |
| Tatakamotonga | 5,195 | 4,286 | 384 | 262 | 210 | 53 | 5,195 | 4,470 | 271 | 229 | 132 | 93 | | | |
| Lapaha | 5,313 | 4,205 | 368 | 416 | 218 | 106 | 5,313 | 4,496 | 296 | 253 | 170 | 98 | | | |
| Nukunuku | 5,970 | 5,145 | 313 | 261 | 193 | 58 | 5,970 | 5,245 | 284 | 219 | 147 | 75 | | | |
| Kolovai | 3,212 | 2,625 | 143 | 175 | 172 | 97 | 3,212 | 2,761 | 83 | 121 | 160 | 87 | | | |
| Vava'u | 10,277 | 8,729 | 665 | 494 | 297 | 92 | 10,277 | 8,733 | 412 | 468 | 447 | 217 | | | |
| Neiafu | 4,009 | 3,422 | 257 | 214 | 101 | 15 | 4,009 | 3,475 | 167 | 209 | 122 | 36 | | | |
| Pangaimotu | 921 | 779 | 73 | 41 | 25 | 3 | 921 | 784 | 21 | 38 | 59 | 19 | | | |
| Hahake | 1,502 | 1,321 | 62 | 75 | 21 | 23 | 1,502 | 1,333 | 51 | 35 | 59 | 24 | | | |
| Leimatu'a | 1,751 | 1,458 | 112 | 71 | 84 | 26 | 1,751 | 1,458 | 71 | 66 | 101 | 55 | | | |
| Hihifo | 1,531 | 1,288 | 114 | 67 | 45 | 17 | 1,531 | 1,234 | 57 | 91 | 81 | 68 | | | |
| Motu | 563 | 461 | 47 | 26 | 21 | 8 | 563 | 449 | 45 | 29 | 25 | 15 | | | |
| Ha'apai | 4,563 | 3,823 | 286 | 251 | 166 | 37 | 4,563 | 3,597 | 166 | 274 | 376 | 150 | | | |
| Pangai Hp | 1,752 | 1,476 | 90 | 89 | 81 | 16 | 1,752 | 1,437 | 57 | 62 | 125 | 71 | | | |
| Foa | 996 | 863 | 47 | 54 | 16 | 16 | 996 | 797 | 28 | 67 | 74 | 30 | | | |
| Lulunga | 632 | 513 | 62 | 37 | 18 | 2 | 632 | 452 | 36 | 47 | 69 | 28 | | | |
| Mu'omu'a | 308 | 239 | 27 | 19 | 21 | 2 | 308 | 251 | 18 | 16 | 22 | 1 | | | |
| Ha'ano | 357 | 289 | 12 | 33 | 23 | 0 | 357 | 261 | 9 | 22 | 52 | 13 | | | |
| Uiha | 518 | 443 | 48 | 19 | 7 | 1 | 518 | 399 | 18 | 60 | 34 | 7 | | | |
| 'Eua | 3,671 | 3,116 | 246 | 171 | 77 | 61 | 3,671 | 2,809 | 133 | 230 | 236 | 263 | | | |
| 'Eua Motu'a | 2,052 | 1,832 | 136 | 42 | 34 | 8 | 2,052 | 1,623 | 96 | 116 | 145 | 72 | | | |
| 'Eua Fo'ou | 1,619 | 1,284 | 110 | 129 | 43 | 53 | 1,619 | 1,186 | 37 | 114 | 91 | 191 | | | |
| Ongo Niua | 963 | 838 | 31 | 52 | 30 | 12 | 963 | 722 | 26 | 43 | 57 | 115 | | | |

| Division by District | Imported TOBACCO (Cigarettes) | | | | | Tapaka Tonga | | | | | | |
|----------------------|-------------------------------|-------------|------------------------|---------------------------------|------------------------|--------------|-------------|-----------------------|----------------------------------|---------------------------------|-------------------------------|-----------------------------|
| | Total | Not Smoking | Smoking | | | Total | Not Smoking | Smoking | | | | |
| | | | Little 1 pack per week | Occasional 5 cigarettes per day | Regular 1 pack per day | | | Heavy1 + pack per day | Little 1 or 2 cigarettes per day | Occasional 5 cigarettes per day | Regular 10 cigarettes per day | Heavy 15 cigarettes per day |
| Niuatoputapu | 571 | 523 | 14 | 16 | 9 | 9 | 571 | 453 | 18 | 9 | 20 | 71 |
| Niuafu'ou | 392 | 315 | 17 | 36 | 21 | 3 | 392 | 269 | 8 | 34 | 37 | 44 |
| Urban | 17,737 | 14,599 | 1,254 | 1,006 | 645 | 233 | 17,737 | 16,052 | 775 | 491 | 301 | 118 |
| Rural | 57,888 | 48,112 | 3,536 | 3,254 | 2,095 | 891 | 57,888 | 49,176 | 2,580 | 2,563 | 2,182 | 1,387 |
| Grt Nukualofa | 26,721 | 21,950 | 1,884 | 1,496 | 984 | 407 | 26,721 | 23,906 | 1,216 | 845 | 507 | 247 |

Table G 43: Population (10 years +) and How often they drink Alcoholo and Kava Tonga by Island, District and Region

| Division by District | ALCOHOL | | | | | | | KAVA | | | | | | |
|----------------------|---------------|------------------|----------------------------|--------------------------------|---------------------------|---------------------------------|--------------------------------|---------------|------------------|-------------------|--------------|--------------------|--------------------|-----------------|
| | Total | No, not drinking | Rarely 1-2 drinks per week | Occasional 3-7 drinks per week | Some 8-14 drinks per week | Regularly 15-21 drinks per week | Frequently 22+ drinks per week | Total | No, Not drinking | Special occasions | Once a week | 2-3 times per week | 4-6 times per week | Every day/night |
| | | | | | | | | | | | | | | |
| Tonga | 75,625 | 64,940 | 7,357 | 2,449 | 513 | 264 | 102 | 75,625 | 62,133 | 3,598 | 3,708 | 4,444 | 1,137 | 605 |
| Tongatapu | 56,151 | 47,857 | 5,668 | 1,993 | 343 | 209 | 81 | 56,151 | 46,940 | 2,765 | 2,687 | 2,787 | 594 | 378 |
| Kolofo'ou | 13,661 | 11,179 | 1,630 | 622 | 109 | 90 | 31 | 13,661 | 11,641 | 703 | 625 | 536 | 115 | 41 |
| Kolomotu'a | 13,060 | 11,049 | 1,461 | 431 | 77 | 27 | 15 | 13,060 | 10,861 | 652 | 696 | 615 | 132 | 104 |
| Vaini | 9,740 | 8,429 | 828 | 386 | 49 | 36 | 12 | 9,740 | 8,105 | 412 | 496 | 517 | 120 | 90 |
| Tatakamotonga | 5,195 | 4,520 | 503 | 122 | 32 | 12 | 6 | 5,195 | 4,243 | 307 | 241 | 306 | 64 | 34 |
| Lapaha | 5,313 | 4,424 | 602 | 219 | 43 | 14 | 11 | 5,313 | 4,415 | 303 | 215 | 283 | 60 | 37 |
| Nukunuku | 5,970 | 5,361 | 432 | 129 | 24 | 20 | 4 | 5,970 | 5,095 | 247 | 262 | 267 | 41 | 58 |
| Kolovai | 3,212 | 2,895 | 212 | 84 | 9 | 10 | 2 | 3,212 | 2,580 | 141 | 152 | 263 | 62 | 14 |
| Vava'u | 10,277 | 9,094 | 891 | 189 | 77 | 19 | 7 | 10,277 | 8,159 | 439 | 510 | 822 | 275 | 72 |
| Neiafu | 4,009 | 3,446 | 415 | 101 | 33 | 11 | 3 | 4,009 | 3,255 | 164 | 193 | 280 | 91 | 26 |
| Pangaimotu | 921 | 802 | 92 | 15 | 7 | 4 | 1 | 921 | 711 | 16 | 53 | 103 | 32 | 6 |
| Hahake | 1,502 | 1,409 | 66 | 15 | 11 | 1 | 0 | 1,502 | 1,240 | 77 | 58 | 105 | 18 | 4 |
| Leimatu'a | 1,751 | 1,538 | 157 | 36 | 18 | 1 | 1 | 1,751 | 1,379 | 95 | 79 | 105 | 75 | 18 |
| Hihifo | 1,531 | 1,406 | 108 | 10 | 3 | 2 | 2 | 1,531 | 1,168 | 55 | 93 | 163 | 50 | 2 |
| Motu | 563 | 493 | 53 | 12 | 5 | 0 | 0 | 563 | 406 | 32 | 34 | 66 | 9 | 16 |
| Ha'apai | 4,563 | 4,024 | 373 | 116 | 37 | 9 | 4 | 4,563 | 3,488 | 216 | 276 | 399 | 148 | 36 |
| Pangai Hp | 1,752 | 1,484 | 167 | 68 | 23 | 8 | 2 | 1,752 | 1,385 | 76 | 91 | 140 | 46 | 14 |
| Foa | 996 | 896 | 83 | 15 | 1 | 0 | 1 | 996 | 776 | 46 | 51 | 84 | 31 | 8 |
| Lulunga | 632 | 582 | 34 | 12 | 4 | 0 | 0 | 632 | 440 | 37 | 43 | 66 | 45 | 1 |
| Mu'omu'a | 308 | 279 | 19 | 6 | 2 | 1 | 1 | 308 | 238 | 10 | 18 | 25 | 14 | 3 |
| Ha'ano | 357 | 333 | 22 | 1 | 1 | 0 | 0 | 357 | 262 | 28 | 35 | 32 | 0 | 0 |
| Uiha | 518 | 450 | 48 | 14 | 6 | 0 | 0 | 518 | 387 | 19 | 38 | 52 | 12 | 10 |
| 'Eua | 3,671 | 3,155 | 328 | 120 | 39 | 21 | 8 | 3,671 | 2,873 | 152 | 179 | 328 | 61 | 78 |
| 'Eua Motu'a | 2,052 | 1,794 | 202 | 37 | 15 | 2 | 2 | 2,052 | 1,596 | 83 | 106 | 204 | 42 | 21 |
| 'Eua Fo'ou | 1,619 | 1,361 | 126 | 83 | 24 | 19 | 6 | 1,619 | 1,277 | 69 | 73 | 124 | 19 | 57 |
| Ongo Niua | 963 | 810 | 97 | 31 | 17 | 6 | 2 | 963 | 673 | 26 | 56 | 108 | 59 | 41 |
| Niuaotuputu | 571 | 471 | 54 | 22 | 17 | 5 | 2 | 571 | 400 | 10 | 30 | 50 | 46 | 35 |
| Niuafo'ou | 392 | 339 | 43 | 9 | 0 | 1 | 0 | 392 | 273 | 16 | 26 | 58 | 13 | 6 |
| Urban | 17,737 | 14,519 | 2,227 | 756 | 128 | 74 | 33 | 17,737 | 15,022 | 919 | 871 | 722 | 125 | 78 |
| Rural | 57,888 | 50,421 | 5,130 | 1,693 | 385 | 190 | 69 | 57,888 | 47,111 | 2,679 | 2,837 | 3,722 | 1,012 | 527 |
| Greater Nukualofa | 26,721 | 22,228 | 3,091 | 1,053 | 186 | 117 | 46 | 26,721 | 22,502 | 1,355 | 1,321 | 1,151 | 247 | 145 |

Table G 44: Total population (3 years +) currently attending school or other education by type of school, age and sex

| School Attendance | Total | 3-4 | 5-9 | 10-14 | 15-19 | 20-24 | 25-29 | 30-34 | 35-39 | 40-44 | 45-49 | 50-54 | 55-60 | 60-64 | 65+ |
|---------------------------------|---------------|--------------|---------------|---------------|---------------|--------------|--------------|--------------|--------------|--------------|--------------|--------------|--------------|--------------|--------------|
| Total | 92,846 | 5,072 | 12,149 | 11,873 | 10,493 | 8,202 | 6,585 | 6,490 | 5,605 | 5,157 | 5,132 | 4,119 | 3,231 | 2,680 | 6,058 |
| Currently attending school | 34,119 | 1,135 | 11,069 | 11,652 | 7,653 | 1,565 | 349 | 228 | 143 | 93 | 72 | 66 | 31 | 22 | 41 |
| Not currently attending school | 58,727 | 3,937 | 1,080 | 221 | 2,840 | 6,637 | 6,236 | 6,262 | 5,462 | 5,064 | 5,060 | 4,053 | 3,200 | 2,658 | 6,017 |
| Type of school attending | 34,119 | 1,135 | 11,069 | 11,652 | 7,653 | 1,565 | 349 | 228 | 143 | 93 | 72 | 66 | 31 | 22 | 41 |
| Government or Public School | 20,292 | 207 | 9,139 | 7,128 | 2,722 | 680 | 155 | 101 | 43 | 30 | 23 | 25 | 8 | 10 | 21 |
| Private or Church School | 13,075 | 922 | 1,895 | 4,489 | 4,799 | 597 | 105 | 61 | 70 | 40 | 32 | 28 | 13 | 8 | 16 |
| Overseas school / institution | 752 | 6 | 35 | 35 | 132 | 288 | 89 | 66 | 30 | 23 | 17 | 13 | 10 | 4 | 4 |
| Male | 46,096 | 2,550 | 6,416 | 6,133 | 5,442 | 4,085 | 3,126 | 2,977 | 2,673 | 2,455 | 2,559 | 2,103 | 1,554 | 1,286 | 2,737 |
| Currently attending school | 17,397 | 547 | 5,828 | 6,009 | 3,783 | 718 | 182 | 92 | 74 | 45 | 41 | 37 | 14 | 9 | 18 |
| Not currently attending school | 28,699 | 2,003 | 588 | 124 | 1,659 | 3,367 | 2,944 | 2,885 | 2,599 | 2,410 | 2,518 | 2,066 | 1,540 | 1,277 | 2,719 |
| Type of school attending | 17,397 | 547 | 5,828 | 6,009 | 3,783 | 718 | 182 | 92 | 74 | 45 | 41 | 37 | 14 | 9 | 18 |
| Government or Public School | 10,722 | 105 | 4,842 | 3,758 | 1,485 | 324 | 83 | 44 | 20 | 17 | 16 | 14 | 1 | 3 | 10 |
| Private or Church School | 6,370 | 440 | 966 | 2,235 | 2,248 | 293 | 58 | 21 | 40 | 20 | 18 | 15 | 6 | 4 | 6 |
| Overseas school / institution | 305 | 2 | 20 | 16 | 50 | 101 | 41 | 27 | 14 | 8 | 7 | 8 | 7 | 2 | 2 |
| Female | 46,750 | 2,522 | 5,733 | 5,740 | 5,051 | 4,117 | 3,459 | 3,513 | 2,932 | 2,702 | 2,573 | 2,016 | 1,677 | 1,394 | 3,321 |
| Currently attending school | 16,722 | 588 | 5,241 | 5,643 | 3,870 | 847 | 167 | 136 | 69 | 48 | 31 | 29 | 17 | 13 | 23 |
| Not currently attending school | 30,028 | 1,934 | 492 | 97 | 1,181 | 3,270 | 3,292 | 3,377 | 2,863 | 2,654 | 2,542 | 1,987 | 1,660 | 1,381 | 3,298 |
| Type of school attending | 16,722 | 588 | 5,241 | 5,643 | 3,870 | 847 | 167 | 136 | 69 | 48 | 31 | 29 | 17 | 13 | 23 |
| Government or Public School | 9,570 | 102 | 4,297 | 3,370 | 1,237 | 356 | 72 | 57 | 23 | 13 | 7 | 11 | 7 | 7 | 11 |
| Private or Church School | 6,705 | 482 | 929 | 2,254 | 2,551 | 304 | 47 | 40 | 30 | 20 | 14 | 13 | 7 | 4 | 10 |
| Overseas school / institution | 447 | 4 | 15 | 19 | 82 | 187 | 48 | 39 | 16 | 15 | 10 | 5 | 3 | 2 | 2 |

Note: Excludes non-residents occupying institutions.

Table G 45: Total population (3 year +) currently attending school or other education by type of school, age, and region.

| | Total | Currently attending school | Not currently at school | Type of school attending | | | |
|------------------|---------------|----------------------------|-------------------------|--------------------------|---------------|---------------|------------|
| | | | | Total | Government | Church | Overseas |
| Tonga | 92,846 | 34,119 | 58,727 | 34,119 | 20,292 | 13,075 | 752 |
| 3-4 | 5,072 | 1,135 | 3,937 | 1,135 | 207 | 922 | 6 |
| 5-9 | 12,149 | 11,069 | 1,080 | 11,069 | 9,139 | 1,895 | 35 |
| 10-14 | 11,873 | 11,652 | 221 | 11,652 | 7,128 | 4,489 | 35 |
| 15-19 | 10,493 | 7,653 | 2,840 | 7,653 | 2,722 | 4,799 | 132 |
| 20-24 | 8,202 | 1,565 | 6,637 | 1,565 | 680 | 597 | 288 |
| 25-29 | 6,585 | 349 | 6,236 | 349 | 155 | 105 | 89 |
| 30-34 | 6,490 | 228 | 6,262 | 228 | 101 | 61 | 66 |
| 35-39 | 5,605 | 143 | 5,462 | 143 | 43 | 70 | 30 |
| 40-44 | 5,157 | 93 | 5,064 | 93 | 30 | 40 | 23 |
| 45-49 | 5,132 | 72 | 5,060 | 72 | 23 | 32 | 17 |
| 50-54 | 4,119 | 66 | 4,053 | 66 | 25 | 28 | 13 |
| 55-60 | 3,231 | 31 | 3,200 | 31 | 8 | 13 | 10 |
| 60-64 | 2,680 | 22 | 2,658 | 22 | 10 | 8 | 4 |
| 65+ | 6,058 | 41 | 6,017 | 41 | 21 | 16 | 4 |
| Tongatapu | 68,754 | 25,062 | 43,692 | 25,062 | 14,109 | 10,310 | 643 |
| 3-4 | 3,738 | 745 | 2,993 | 745 | 98 | 642 | 5 |
| 5-9 | 8,865 | 8,067 | 798 | 8,067 | 6,428 | 1,609 | 30 |
| 10-14 | 8,615 | 8,466 | 149 | 8,466 | 4,907 | 3,529 | 30 |
| 15-19 | 7,767 | 5,614 | 2,153 | 5,614 | 1,750 | 3,744 | 120 |
| 20-24 | 6,466 | 1,315 | 5,151 | 1,315 | 587 | 493 | 235 |
| 25-29 | 5,114 | 309 | 4,805 | 309 | 138 | 94 | 77 |
| 30-34 | 4,990 | 189 | 4,801 | 189 | 77 | 52 | 60 |
| 35-39 | 4,227 | 117 | 4,110 | 117 | 35 | 56 | 26 |
| 40-44 | 3,769 | 71 | 3,698 | 71 | 23 | 30 | 18 |
| 45-49 | 3,734 | 56 | 3,678 | 56 | 20 | 22 | 14 |
| 50-54 | 2,991 | 49 | 2,942 | 49 | 20 | 17 | 12 |
| 55-60 | 2,327 | 21 | 2,306 | 21 | 5 | 7 | 9 |
| 60-64 | 1,924 | 15 | 1,909 | 15 | 7 | 5 | 3 |
| 65+ | 4,227 | 28 | 4,199 | 28 | 14 | 10 | 4 |
| Vava'u | 12,712 | 4,885 | 7,827 | 4,885 | 3,144 | 1,678 | 63 |
| 3-4 | 676 | 203 | 473 | 203 | 38 | 164 | 1 |
| 5-9 | 1,759 | 1608 | 151 | 1608 | 1448 | 155 | 5 |
| 10-14 | 1,752 | 1705 | 47 | 1705 | 1123 | 578 | 4 |
| 15-19 | 1,464 | 1111 | 353 | 1111 | 445 | 660 | 6 |
| 20-24 | 923 | 143 | 780 | 143 | 45 | 66 | 32 |
| 25-29 | 728 | 23 | 705 | 23 | 10 | 4 | 9 |
| 30-34 | 763 | 21 | 742 | 21 | 13 | 6 | 2 |
| 35-39 | 685 | 14 | 671 | 14 | 4 | 10 | 0 |
| 40-44 | 741 | 12 | 729 | 12 | 4 | 6 | 2 |
| 45-49 | 750 | 9 | 741 | 9 | 2 | 6 | 1 |
| 50-54 | 606 | 15 | 591 | 15 | 4 | 10 | 1 |
| 55-60 | 460 | 5 | 455 | 5 | 1 | 4 | 0 |
| 60-64 | 391 | 6 | 385 | 6 | 3 | 3 | 0 |

| | Total | Currently attending school | Not currently at school | Type of school attending | | | |
|------------------|--------------|----------------------------|-------------------------|--------------------------|--------------|------------|-----------|
| | | | | Total | Government | Church | Overseas |
| 65+ | 1,014 | 10 | 1004 | 10 | 4 | 6 | 0 |
| Ha'apai | 5,660 | 2,062 | 3,598 | 2,062 | 1,320 | 715 | 27 |
| 3-4 | 311 | 98 | 213 | 98 | 44 | 54 | 0 |
| 5-9 | 786 | 729 | 57 | 729 | 635 | 94 | 0 |
| 10-14 | 696 | 690 | 6 | 690 | 422 | 268 | 0 |
| 15-19 | 616 | 428 | 188 | 428 | 165 | 260 | 3 |
| 20-24 | 416 | 60 | 356 | 60 | 28 | 17 | 15 |
| 25-29 | 384 | 10 | 374 | 10 | 4 | 5 | 1 |
| 30-34 | 375 | 13 | 362 | 13 | 8 | 2 | 3 |
| 35-39 | 370 | 10 | 360 | 10 | 4 | 4 | 2 |
| 40-44 | 337 | 7 | 330 | 7 | 3 | 4 | 0 |
| 45-49 | 312 | 6 | 306 | 6 | 1 | 4 | 1 |
| 50-54 | 243 | 2 | 241 | 2 | 1 | 1 | 0 |
| 55-60 | 215 | 5 | 210 | 5 | 2 | 2 | 1 |
| 60-64 | 180 | 1 | 179 | 1 | 0 | 0 | 1 |
| 65+ | 419 | 3 | 416 | 3 | 3 | 0 | 0 |
| 'Eua | 4,553 | 1,724 | 2,829 | 1,724 | 1,378 | 328 | 18 |
| 3-4 | 272 | 47 | 225 | 47 | 10 | 37 | 0 |
| 5-9 | 610 | 553 | 57 | 553 | 524 | 29 | 0 |
| 10-14 | 651 | 649 | 2 | 649 | 537 | 111 | 1 |
| 15-19 | 521 | 419 | 102 | 419 | 287 | 129 | 3 |
| 20-24 | 323 | 41 | 282 | 41 | 16 | 19 | 6 |
| 25-29 | 286 | 6 | 280 | 6 | 3 | 2 | 1 |
| 30-34 | 303 | 3 | 300 | 3 | 1 | 1 | 1 |
| 35-39 | 254 | 2 | 252 | 2 | 0 | 0 | 2 |
| 40-44 | 245 | 3 | 242 | 3 | 0 | 0 | 3 |
| 45-49 | 272 | 1 | 271 | 1 | 0 | 0 | 1 |
| 50-54 | 211 | 0 | 211 | 0 | 0 | 0 | 0 |
| 55-60 | 165 | 0 | 165 | 0 | 0 | 0 | 0 |
| 60-64 | 141 | 0 | 141 | 0 | 0 | 0 | 0 |
| 65+ | 299 | 0 | 299 | 0 | 0 | 0 | 0 |
| Ongo Niua | 1,167 | 386 | 781 | 386 | 341 | 44 | 1 |
| 3-4 | 75 | 42 | 33 | 42 | 17 | 25 | 0 |
| 5-9 | 129 | 112 | 17 | 112 | 104 | 8 | 0 |
| 10-14 | 159 | 142 | 17 | 142 | 139 | 3 | 0 |
| 15-19 | 125 | 81 | 44 | 81 | 75 | 6 | 0 |
| 20-24 | 74 | 6 | 68 | 6 | 4 | 2 | 0 |
| 25-29 | 73 | 1 | 72 | 1 | 0 | 0 | 1 |
| 30-34 | 59 | 2 | 57 | 2 | 2 | 0 | 0 |
| 35-39 | 69 | 0 | 69 | 0 | 0 | 0 | 0 |
| 40-44 | 65 | 0 | 65 | 0 | 0 | 0 | 0 |
| 45-49 | 64 | 0 | 64 | 0 | 0 | 0 | 0 |
| 50-54 | 68 | 0 | 68 | 0 | 0 | 0 | 0 |
| 55-60 | 64 | 0 | 64 | 0 | 0 | 0 | 0 |
| 60-64 | 44 | 0 | 44 | 0 | 0 | 0 | 0 |

| | Total | Currently attending school | Not currently at school | Type of school attending | | | |
|--------------|---------------|----------------------------|-------------------------|--------------------------|---------------|---------------|------------|
| | | | | Total | Government | Church | Overseas |
| 65+ | 99 | 0 | 99 | 0 | 0 | 0 | 0 |
| Urban | 21,361 | 7,659 | 13,702 | 7,659 | 4,353 | 3,059 | 247 |
| 3-4 | 1,070 | 230 | 840 | 230 | 27 | 201 | 2 |
| 5-9 | 2,554 | 2,374 | 180 | 2,374 | 1,875 | 492 | 7 |
| 10-14 | 2,513 | 2,475 | 38 | 2,475 | 1,464 | 1,001 | 10 |
| 15-19 | 2,367 | 1,827 | 540 | 1,827 | 650 | 1,124 | 53 |
| 20-24 | 2,045 | 466 | 1,579 | 466 | 202 | 169 | 95 |
| 25-29 | 1,726 | 106 | 1,620 | 106 | 47 | 30 | 29 |
| 30-34 | 1,622 | 62 | 1,560 | 62 | 29 | 10 | 23 |
| 35-39 | 1,342 | 33 | 1,309 | 33 | 15 | 13 | 5 |
| 40-44 | 1,184 | 25 | 1,159 | 25 | 11 | 4 | 10 |
| 45-49 | 1,180 | 18 | 1,162 | 18 | 8 | 6 | 4 |
| 50-54 | 989 | 16 | 973 | 16 | 9 | 5 | 2 |
| 55-60 | 786 | 9 | 777 | 9 | 4 | 1 | 4 |
| 60-64 | 621 | 7 | 614 | 7 | 4 | 0 | 3 |
| 65+ | 1,362 | 11 | 1,351 | 11 | 8 | 3 | 0 |
| Rural | 71,485 | 26,460 | 45,025 | 26,460 | 15,939 | 10,016 | 505 |
| 3-4 | 4,002 | 905 | 3,097 | 905 | 180 | 721 | 4 |
| 5-9 | 9,595 | 8,695 | 900 | 8,695 | 7,264 | 1,403 | 28 |
| 10-14 | 9,360 | 9,177 | 183 | 9,177 | 5,664 | 3,488 | 25 |
| 15-19 | 8,126 | 5,826 | 2,300 | 5,826 | 2,072 | 3,675 | 79 |
| 20-24 | 6,157 | 1,099 | 5,058 | 1,099 | 478 | 428 | 193 |
| 25-29 | 4,859 | 243 | 4,616 | 243 | 108 | 75 | 60 |
| 30-34 | 4,868 | 166 | 4,702 | 166 | 72 | 51 | 43 |
| 35-39 | 4,263 | 110 | 4,153 | 110 | 28 | 57 | 25 |
| 40-44 | 3,973 | 68 | 3,905 | 68 | 19 | 36 | 13 |
| 45-49 | 3,952 | 54 | 3,898 | 54 | 15 | 26 | 13 |
| 50-54 | 3,130 | 50 | 3,080 | 50 | 16 | 23 | 11 |
| 55-60 | 2,445 | 22 | 2,423 | 22 | 4 | 12 | 6 |
| 60-64 | 2,059 | 15 | 2,044 | 15 | 6 | 8 | 1 |
| 65+ | 4,696 | 30 | 4,666 | 30 | 13 | 13 | 4 |

Table G 46: Highest level of schooling (3 years +) by 5 year age group, division and region.

| Age group | Total | Pre-school | Primary | Lower secondary | Upper secondary | Technical | Tertiary | Other* |
|------------------|---------------|--------------|---------------|-----------------|-----------------|--------------|--------------|------------|
| Tonga | 92,846 | 3,395 | 18,254 | 25,367 | 26,828 | 4,774 | 6,666 | 270 |
| 3-4 | 5,072 | 1,264 | 0 | 0 | 0 | 0 | 0 | 8 |
| 5-9 | 12,149 | 2,065 | 9,004 | 0 | 0 | 0 | 0 | 0 |
| 10-14 | 11,873 | 36 | 6,107 | 5,509 | 0 | 0 | 0 | 0 |
| 15-19 | 10,493 | 1 | 119 | 5,284 | 4,316 | 383 | 138 | 12 |
| 20-24 | 8,202 | 6 | 114 | 1,539 | 4,312 | 1,058 | 940 | 22 |
| 25-29 | 6,585 | 1 | 94 | 1,168 | 3,272 | 778 | 1,017 | 25 |
| 30-34 | 6,490 | 3 | 118 | 1,374 | 3,082 | 698 | 1,000 | 28 |
| 35-39 | 5,605 | 2 | 114 | 1,286 | 2,791 | 471 | 753 | 31 |
| 40-44 | 5,157 | 2 | 150 | 1,314 | 2,557 | 341 | 609 | 17 |
| 45-49 | 5,132 | 2 | 173 | 1,598 | 2,202 | 330 | 614 | 23 |
| 50-54 | 4,119 | 0 | 239 | 1,473 | 1,510 | 236 | 491 | 22 |
| 55-59 | 3,231 | 1 | 249 | 1,199 | 1,023 | 172 | 405 | 26 |
| 60-64 | 2,680 | 3 | 332 | 1,131 | 651 | 136 | 275 | 19 |
| 65+ | 6,058 | 9 | 1,441 | 2,492 | 1,112 | 171 | 424 | 37 |
| Tongatapu | 68,754 | 2,396 | 12,976 | 17,892 | 20,272 | 3,804 | 5,670 | 239 |
| 3-4 | 3,738 | 821 | 0 | 0 | 0 | 0 | 0 | 8 |
| 5-9 | 8,865 | 1,521 | 6,546 | 0 | 0 | 0 | 0 | 0 |
| 10-14 | 8,615 | 33 | 4,469 | 3,964 | 0 | 0 | 0 | 0 |
| 15-19 | 7,767 | 1 | 80 | 3,861 | 3,184 | 311 | 128 | 12 |
| 20-24 | 6,466 | 5 | 71 | 1,163 | 3,357 | 875 | 821 | 17 |
| 25-29 | 5,114 | 1 | 59 | 836 | 2,517 | 633 | 862 | 24 |
| 30-34 | 4,990 | 2 | 83 | 1,007 | 2,321 | 555 | 848 | 24 |
| 35-39 | 4,227 | 1 | 70 | 904 | 2,116 | 361 | 624 | 29 |
| 40-44 | 3,769 | 2 | 108 | 901 | 1,831 | 264 | 519 | 13 |
| 45-49 | 3,734 | 1 | 114 | 1,051 | 1,644 | 251 | 516 | 19 |
| 50-54 | 2,991 | 0 | 154 | 999 | 1,122 | 179 | 411 | 19 |
| 55-59 | 2,327 | 1 | 144 | 782 | 789 | 133 | 344 | 22 |
| 60-64 | 1,924 | 1 | 221 | 736 | 515 | 103 | 231 | 17 |
| 65+ | 4,227 | 6 | 857 | 1,688 | 876 | 139 | 366 | 35 |
| Vava'u | 12,712 | 488 | 2,633 | 3,749 | 3,823 | 322 | 680 | 29 |
| 3-4 | 676 | 221 | 0 | 0 | 0 | 0 | 0 | 0 |
| 5-9 | 1,759 | 258 | 1,350 | 0 | 0 | 0 | 0 | 0 |
| 10-14 | 1,752 | 3 | 826 | 876 | 0 | 0 | 0 | 0 |
| 15-19 | 1,464 | 0 | 15 | 720 | 651 | 40 | 8 | 0 |
| 20-24 | 923 | 0 | 13 | 166 | 538 | 85 | 87 | 4 |
| 25-29 | 728 | 0 | 12 | 140 | 420 | 42 | 90 | 1 |
| 30-34 | 763 | 1 | 12 | 159 | 433 | 36 | 92 | 4 |
| 35-39 | 685 | 1 | 16 | 152 | 371 | 29 | 90 | 2 |
| 40-44 | 741 | 0 | 7 | 179 | 446 | 25 | 64 | 4 |
| 45-49 | 750 | 1 | 27 | 243 | 354 | 17 | 68 | 4 |
| 50-54 | 606 | 0 | 30 | 229 | 239 | 17 | 60 | 2 |
| 55-59 | 460 | 0 | 31 | 194 | 148 | 11 | 40 | 4 |
| 60-64 | 391 | 1 | 33 | 213 | 78 | 10 | 35 | 2 |
| 65+ | 1,014 | 2 | 261 | 478 | 145 | 10 | 46 | 2 |

| Age group | Total | Pre-school | Primary | Lower secondary | Upper secondary | Technical | Tertiary | Other* |
|------------------|---------------|------------|--------------|-----------------|-----------------|--------------|--------------|-----------|
| Ha'apai | 5,660 | 257 | 1,357 | 1,798 | 1,432 | 267 | 198 | 2 |
| 3-4 | 311 | 123 | 0 | 0 | 0 | 0 | 0 | 0 |
| 5-9 | 786 | 131 | 598 | 0 | 0 | 0 | 0 | 0 |
| 10-14 | 696 | 0 | 356 | 334 | 0 | 0 | 0 | 0 |
| 15-19 | 616 | 0 | 14 | 295 | 288 | 13 | 1 | 0 |
| 20-24 | 416 | 1 | 24 | 95 | 224 | 36 | 22 | 1 |
| 25-29 | 384 | 0 | 15 | 108 | 167 | 38 | 43 | 0 |
| 30-34 | 375 | 0 | 18 | 102 | 178 | 38 | 33 | 0 |
| 35-39 | 370 | 0 | 17 | 120 | 166 | 45 | 17 | 0 |
| 40-44 | 337 | 0 | 24 | 127 | 130 | 26 | 19 | 0 |
| 45-49 | 312 | 0 | 21 | 142 | 99 | 27 | 18 | 0 |
| 50-54 | 243 | 0 | 32 | 112 | 65 | 17 | 12 | 1 |
| 55-59 | 215 | 0 | 40 | 102 | 42 | 10 | 15 | 0 |
| 60-64 | 180 | 1 | 44 | 93 | 21 | 9 | 7 | 0 |
| 65+ | 419 | 1 | 154 | 168 | 52 | 8 | 11 | 0 |
| Eua | 4,553 | 188 | 1,019 | 1,583 | 1,049 | 354 | 64 | 0 |
| 3-4 | 272 | 54 | 0 | 0 | 0 | 0 | 0 | 0 |
| 5-9 | 610 | 134 | 419 | 0 | 0 | 0 | 0 | 0 |
| 10-14 | 651 | 0 | 379 | 270 | 0 | 0 | 0 | 0 |
| 15-19 | 521 | 0 | 7 | 357 | 137 | 18 | 1 | 0 |
| 20-24 | 323 | 0 | 5 | 101 | 151 | 58 | 6 | 0 |
| 25-29 | 286 | 0 | 6 | 69 | 133 | 60 | 15 | 0 |
| 30-34 | 303 | 0 | 5 | 91 | 130 | 64 | 13 | 0 |
| 35-39 | 254 | 0 | 9 | 91 | 110 | 34 | 9 | 0 |
| 40-44 | 245 | 0 | 9 | 90 | 119 | 24 | 3 | 0 |
| 45-49 | 272 | 0 | 10 | 133 | 87 | 33 | 8 | 0 |
| 50-54 | 211 | 0 | 14 | 97 | 75 | 19 | 2 | 0 |
| 55-59 | 165 | 0 | 22 | 86 | 36 | 16 | 5 | 0 |
| 60-64 | 141 | 0 | 19 | 70 | 35 | 14 | 1 | 0 |
| 65+ | 299 | 0 | 115 | 128 | 36 | 14 | 1 | 0 |
| Ongo Niua | 1,167 | 66 | 269 | 345 | 252 | 27 | 54 | 0 |
| 3-4 | 75 | 45 | 0 | 0 | 0 | 0 | 0 | 0 |
| 5-9 | 129 | 21 | 91 | 0 | 0 | 0 | 0 | 0 |
| 10-14 | 159 | 0 | 77 | 65 | 0 | 0 | 0 | 0 |
| 15-19 | 125 | 0 | 3 | 51 | 56 | 1 | 0 | 0 |
| 20-24 | 74 | 0 | 1 | 14 | 42 | 4 | 4 | 0 |
| 25-29 | 73 | 0 | 2 | 15 | 35 | 5 | 7 | 0 |
| 30-34 | 59 | 0 | 0 | 15 | 20 | 5 | 14 | 0 |
| 35-39 | 69 | 0 | 2 | 19 | 28 | 2 | 13 | 0 |
| 40-44 | 65 | 0 | 2 | 17 | 31 | 2 | 4 | 0 |
| 45-49 | 64 | 0 | 1 | 29 | 18 | 2 | 4 | 0 |
| 50-54 | 68 | 0 | 9 | 36 | 9 | 4 | 6 | 0 |
| 55-59 | 64 | 0 | 12 | 35 | 8 | 2 | 1 | 0 |
| 60-64 | 44 | 0 | 15 | 19 | 2 | 0 | 1 | 0 |
| 65+ | 99 | 0 | 54 | 30 | 3 | 0 | 0 | 0 |
| Urban | 21,361 | 690 | 3,676 | 4,853 | 6,657 | 1,400 | 2,459 | 82 |

| Age group | Total | Pre-school | Primary | Lower secondary | Upper secondary | Technical | Tertiary | Other* |
|-----------------------|---------------|--------------|---------------|-----------------|-----------------|--------------|--------------|------------|
| 3-4 | 1,070 | 244 | 0 | 0 | 0 | 0 | 0 | 2 |
| 5-9 | 2,554 | 429 | 1,945 | 0 | 0 | 0 | 0 | 0 |
| 10-14 | 2,513 | 14 | 1,232 | 1,229 | 0 | 0 | 0 | 0 |
| 15-19 | 2,367 | 0 | 23 | 1,055 | 1,061 | 113 | 66 | 1 |
| 20-24 | 2,045 | 2 | 26 | 271 | 1,027 | 313 | 349 | 5 |
| 25-29 | 1,726 | 0 | 27 | 215 | 810 | 233 | 372 | 9 |
| 30-34 | 1,622 | 0 | 16 | 241 | 760 | 199 | 353 | 5 |
| 35-39 | 1,342 | 0 | 16 | 217 | 673 | 122 | 268 | 7 |
| 40-44 | 1,184 | 0 | 39 | 215 | 574 | 101 | 210 | 4 |
| 45-49 | 1,180 | 0 | 29 | 269 | 544 | 93 | 201 | 7 |
| 50-54 | 989 | 0 | 44 | 261 | 388 | 69 | 192 | 2 |
| 55-59 | 786 | 0 | 26 | 194 | 304 | 51 | 161 | 13 |
| 60-64 | 621 | 0 | 44 | 207 | 186 | 40 | 103 | 7 |
| 65+ | 1,362 | 1 | 209 | 479 | 330 | 66 | 184 | 20 |
| Rural | 71,485 | 2,705 | 14,578 | 20,514 | 20,171 | 3,374 | 4,207 | 188 |
| 3-4 | 4,002 | 1,020 | 0 | 0 | 0 | 0 | 0 | 6 |
| 5-9 | 9,595 | 1,636 | 7,059 | 0 | 0 | 0 | 0 | 0 |
| 10-14 | 9,360 | 22 | 4,875 | 4,280 | 0 | 0 | 0 | 0 |
| 15-19 | 8,126 | 1 | 96 | 4,229 | 3,255 | 270 | 72 | 11 |
| 20-24 | 6,157 | 4 | 88 | 1,268 | 3,285 | 745 | 591 | 17 |
| 25-29 | 4,859 | 1 | 67 | 953 | 2,462 | 545 | 645 | 16 |
| 30-34 | 4,868 | 3 | 102 | 1,133 | 2,322 | 499 | 647 | 23 |
| 35-39 | 4,263 | 2 | 98 | 1,069 | 2,118 | 349 | 485 | 24 |
| 40-44 | 3,973 | 2 | 111 | 1,099 | 1,983 | 240 | 399 | 13 |
| 45-49 | 3,952 | 2 | 144 | 1,329 | 1,658 | 237 | 413 | 16 |
| 50-54 | 3,130 | 0 | 195 | 1,212 | 1,122 | 167 | 299 | 20 |
| 55-59 | 2,445 | 1 | 223 | 1,005 | 719 | 121 | 244 | 13 |
| 60-64 | 2,059 | 3 | 288 | 924 | 465 | 96 | 172 | 12 |
| 65+ | 4,696 | 8 | 1,232 | 2,013 | 782 | 105 | 240 | 17 |
| Grt Nuku'alofa | 32,389 | 975 | 5,730 | 7,457 | 9,821 | 1,936 | 3,717 | 142 |
| 3-4 | 1,708 | 370 | 0 | 0 | 0 | 0 | 0 | 3 |
| 5-9 | 3,960 | 588 | 3,035 | 0 | 0 | 0 | 0 | 0 |
| 10-14 | 3,876 | 14 | 1,911 | 1,875 | 0 | 0 | 0 | 0 |
| 15-19 | 3,598 | 0 | 29 | 1,572 | 1,625 | 168 | 96 | 6 |
| 20-24 | 3,116 | 2 | 34 | 436 | 1,566 | 446 | 529 | 11 |
| 25-29 | 2,568 | 0 | 32 | 325 | 1,200 | 322 | 572 | 13 |
| 30-34 | 2,459 | 0 | 34 | 391 | 1,114 | 277 | 543 | 11 |
| 35-39 | 2,058 | 0 | 30 | 348 | 1,021 | 175 | 407 | 17 |
| 40-44 | 1,790 | 0 | 61 | 326 | 850 | 142 | 334 | 7 |
| 45-49 | 1,743 | 0 | 47 | 402 | 769 | 119 | 320 | 12 |
| 50-54 | 1,442 | 0 | 64 | 395 | 552 | 88 | 281 | 7 |
| 55-59 | 1,153 | 0 | 42 | 327 | 414 | 73 | 227 | 18 |
| 60-64 | 918 | 0 | 78 | 316 | 261 | 47 | 153 | 10 |
| 65+ | 2,000 | 1 | 333 | 744 | 449 | 79 | 255 | 27 |
| Rest of Tonga | 60,457 | 2,420 | 12,524 | 17,910 | 17,007 | 2,838 | 2,949 | 128 |

| Age group | Total | Pre-school | Primary | Lower secondary | Upper secondary | Technical | Tertiary | Other* |
|-----------|-------|------------|---------|-----------------|-----------------|-----------|----------|--------|
| 3-4 | 3,364 | 894 | 0 | 0 | 0 | 0 | 0 | 5 |
| 5-9 | 8,189 | 1,477 | 5,969 | 0 | 0 | 0 | 0 | 0 |
| 10-14 | 7,997 | 22 | 4,196 | 3,634 | 0 | 0 | 0 | 0 |
| 15-19 | 6,895 | 1 | 90 | 3,712 | 2,691 | 215 | 42 | 6 |
| 20-24 | 5,086 | 4 | 80 | 1,103 | 2,746 | 612 | 411 | 11 |
| 25-29 | 4,017 | 1 | 62 | 843 | 2,072 | 456 | 445 | 12 |
| 30-34 | 4,031 | 3 | 84 | 983 | 1,968 | 421 | 457 | 17 |
| 35-39 | 3,547 | 2 | 84 | 938 | 1,770 | 296 | 346 | 14 |
| 40-44 | 3,367 | 2 | 89 | 988 | 1,707 | 199 | 275 | 10 |
| 45-49 | 3,389 | 2 | 126 | 1,196 | 1,433 | 211 | 294 | 11 |
| 50-54 | 2,677 | 0 | 175 | 1,078 | 958 | 148 | 210 | 15 |
| 55-59 | 2,078 | 1 | 207 | 872 | 609 | 99 | 178 | 8 |
| 60-64 | 1,762 | 3 | 254 | 815 | 390 | 89 | 122 | 9 |
| 65+ | 4,058 | 8 | 1,108 | 1,748 | 663 | 92 | 169 | 10 |

Noted: Excludes non-residents occupying residents

Table G 47: Currently attending school or other education (3 years +) by highest level and grade of schooling, by 5 year age group and sex

| Level of school | Total | | 3-4 | | 5-9 | | 10-14 | | 15-19 | | 20-24 | | 25-29 | | 30-34 | | 35+ | | | | | | | | | |
|-----------------------------------|--------------|--------------|--------------|----------|----------|----------|----------|--------------|--------------|--------------|--------------|--------------|--------------|--------------|------------|------------|------------|------------|-----------|------------|------------|-----------|-----------|------------|------------|------------|
| | T | M | T | M | T | M | T | M | T | M | T | M | T | M | T | M | T | M | F | | | | | | | |
| | F | | F | | F | | F | | F | | F | | F | | F | | F | | F | | | | | | | |
| Total | 34,119 | 17,397 | 16,722 | 941 | 1,135 | 547 | 588 | 11,069 | 5,828 | 5,241 | 5,643 | 3,870 | 7,653 | 3,783 | 1,565 | 718 | 847 | 349 | 182 | 167 | 228 | 92 | 136 | 468 | 238 | 230 |
| Pre-school | 1,849 | 908 | 941 | 587 | 716 | 362 | 354 | 0 | 0 | 0 | 0 | 0 | 0 | 0 | 0 | 0 | 0 | 0 | 0 | 0 | 0 | 0 | 0 | 0 | 0 | 0 |
| Primary | 15,079 | 7,954 | 7,125 | 4,887 | 10,353 | 5,466 | 4,887 | 4,726 | 2,488 | 2,238 | 2,238 | 2,238 | 0 | 0 | 0 | 0 | 0 | 0 | 0 | 0 | 0 | 0 | 0 | 0 | 0 | 0 |
| Class 1 | 2,692 | 1,463 | 1,229 | 1,229 | 2,692 | 1,463 | 1,229 | 0 | 0 | 0 | 0 | 0 | 0 | 0 | 0 | 0 | 0 | 0 | 0 | 0 | 0 | 0 | 0 | 0 | 0 | 0 |
| Class 2 | 2,391 | 1,323 | 1,068 | 1,068 | 2,391 | 1,323 | 1,068 | 0 | 0 | 0 | 0 | 0 | 0 | 0 | 0 | 0 | 0 | 0 | 0 | 0 | 0 | 0 | 0 | 0 | 0 | 0 |
| Class 3 | 2,279 | 1,171 | 1,108 | 1,093 | 2,252 | 1,159 | 1,093 | 27 | 12 | 15 | 15 | 0 | 0 | 0 | 0 | 0 | 0 | 0 | 0 | 0 | 0 | 0 | 0 | 0 | 0 | 0 |
| Class 4 | 2,326 | 1,175 | 1,151 | 1,074 | 2,164 | 1,090 | 1,074 | 162 | 85 | 77 | 77 | 0 | 0 | 0 | 0 | 0 | 0 | 0 | 0 | 0 | 0 | 0 | 0 | 0 | 0 | 0 |
| Class 5 | 2,341 | 1,252 | 1,089 | 403 | 806 | 403 | 403 | 1,535 | 849 | 686 | 686 | 0 | 0 | 0 | 0 | 0 | 0 | 0 | 0 | 0 | 0 | 0 | 0 | 0 | 0 | 0 |
| Class 6 | 3,050 | 1,570 | 1,480 | 20 | 48 | 28 | 20 | 3,002 | 1,542 | 1,460 | 1,460 | 0 | 0 | 0 | 0 | 0 | 0 | 0 | 0 | 0 | 0 | 0 | 0 | 0 | 0 | 0 |
| Lower secondary | 9,457 | 4,940 | 4,517 | 0 | 0 | 0 | 0 | 6,869 | 3,492 | 3,377 | 3,377 | 1,137 | 2,582 | 1,445 | 6 | 3 | 3 | 0 | 0 | 0 | 0 | 0 | 0 | 0 | 0 | 0 |
| Form 1 | 2,067 | 1,054 | 1,013 | 0 | 0 | 0 | 0 | 2,052 | 1,048 | 1,004 | 1,004 | 9 | 15 | 6 | 0 | 0 | 0 | 0 | 0 | 0 | 0 | 0 | 0 | 0 | 0 | 0 |
| Form 2 | 2,552 | 1,308 | 1,244 | 0 | 0 | 0 | 0 | 2,462 | 1,254 | 1,208 | 1,208 | 36 | 90 | 54 | 0 | 0 | 0 | 0 | 0 | 0 | 0 | 0 | 0 | 0 | 0 | 0 |
| Form 3 | 2,395 | 1,295 | 1,100 | 0 | 0 | 0 | 0 | 1,813 | 942 | 871 | 871 | 229 | 582 | 353 | 0 | 0 | 0 | 0 | 0 | 0 | 0 | 0 | 0 | 0 | 0 | 0 |
| Form 4 | 2,443 | 1,283 | 1,160 | 0 | 0 | 0 | 0 | 542 | 248 | 294 | 294 | 863 | 1,895 | 1,032 | 6 | 3 | 3 | 0 | 0 | 0 | 0 | 0 | 0 | 0 | 0 | 0 |
| Upper secondary | 4,558 | 2,068 | 2,490 | 0 | 0 | 0 | 0 | 57 | 29 | 28 | 28 | 2,372 | 4,325 | 1,953 | 176 | 86 | 90 | 0 | 0 | 0 | 0 | 0 | 0 | 0 | 0 | 0 |
| Form 5 | 2,475 | 1,164 | 1,311 | 0 | 0 | 0 | 0 | 56 | 29 | 27 | 27 | 1,269 | 2,389 | 1,120 | 30 | 15 | 15 | 0 | 0 | 0 | 0 | 0 | 0 | 0 | 0 | 0 |
| Form 6 | 1,343 | 588 | 755 | 0 | 0 | 0 | 0 | 1 | 0 | 1 | 1 | 721 | 1,276 | 555 | 66 | 33 | 33 | 0 | 0 | 0 | 0 | 0 | 0 | 0 | 0 | 0 |
| Form 7 | 740 | 316 | 424 | 0 | 0 | 0 | 0 | 0 | 0 | 0 | 0 | 382 | 660 | 278 | 80 | 38 | 42 | 0 | 0 | 0 | 0 | 0 | 0 | 0 | 0 | 0 |
| Technical & Vocational | 1,390 | 846 | 544 | 0 | 0 | 0 | 0 | 0 | 0 | 0 | 0 | 178 | 478 | 300 | 582 | 344 | 238 | 123 | 83 | 40 | 68 | 43 | 25 | 139 | 76 | 63 |
| Year 1 | 708 | 403 | 305 | 0 | 0 | 0 | 0 | 0 | 0 | 0 | 0 | 124 | 312 | 188 | 244 | 134 | 110 | 42 | 24 | 18 | 25 | 16 | 9 | 85 | 41 | 44 |
| Year 2 | 378 | 237 | 141 | 0 | 0 | 0 | 0 | 0 | 0 | 0 | 0 | 44 | 124 | 80 | 187 | 116 | 71 | 30 | 20 | 10 | 13 | 7 | 6 | 24 | 14 | 10 |
| Year 3 | 304 | 206 | 98 | 0 | 0 | 0 | 0 | 0 | 0 | 0 | 0 | 10 | 42 | 32 | 151 | 94 | 57 | 51 | 39 | 12 | 30 | 20 | 10 | 30 | 21 | 9 |
| Tertiary* | 1,589 | 606 | 983 | 0 | 0 | 0 | 0 | 0 | 0 | 0 | 0 | 167 | 245 | 78 | 752 | 269 | 483 | 204 | 91 | 113 | 136 | 42 | 94 | 252 | 126 | 126 |
| Certificate | 491 | 194 | 297 | 0 | 0 | 0 | 0 | 0 | 0 | 0 | 0 | 86 | 120 | 34 | 239 | 89 | 150 | 47 | 29 | 18 | 27 | 9 | 18 | 58 | 33 | 25 |
| Diploma | 585 | 199 | 386 | 0 | 0 | 0 | 0 | 0 | 0 | 0 | 0 | 54 | 83 | 29 | 308 | 103 | 205 | 74 | 24 | 50 | 43 | 7 | 36 | 77 | 36 | 41 |
| Bachelor's degree | 439 | 181 | 258 | 0 | 0 | 0 | 0 | 0 | 0 | 0 | 0 | 25 | 39 | 14 | 192 | 73 | 119 | 72 | 32 | 40 | 55 | 23 | 32 | 81 | 39 | 42 |
| Master's degree | 48 | 19 | 29 | 0 | 0 | 0 | 0 | 0 | 0 | 0 | 0 | 1 | 1 | 0 | 7 | 2 | 5 | 7 | 5 | 2 | 9 | 3 | 6 | 24 | 9 | 15 |
| Other professional degree | 22 | 11 | 11 | 0 | 0 | 0 | 0 | 0 | 0 | 0 | 0 | 0 | 1 | 1 | 6 | 2 | 4 | 4 | 1 | 3 | 2 | 0 | 2 | 9 | 7 | 2 |

Tonga 2016 Census of Population and Housing

| Level of school | Total | | 3-4 | | 5-9 | | 10-14 | | 15-19 | | 20-24 | | 25-29 | | 30-34 | | 35+ | | |
|------------------|------------|------------|----------|----------|----------|----------|----------|----------|-----------|----------|-----------|-----------|-----------|-----------|----------|-----------|----------|-----------|-----------|
| | T | F | T | F | T | F | T | F | T | F | T | F | T | F | T | F | T | F | |
| Doctorate degree | 4 | 2 | 0 | 0 | 0 | 0 | 0 | 0 | 1 | 0 | 0 | 0 | 0 | 0 | 0 | 0 | 0 | 3 | 2 |
| Others | 197 | 122 | 2 | 1 | 0 | 0 | 0 | 0 | 23 | 7 | 49 | 16 | 33 | 22 | 8 | 24 | 7 | 77 | 36 |

* Refers to the type of tertiary education level which includes certificate, diploma, bachelor's degree, master's degree or doctorate degree.

Table G 48: Tertiary qualification achieved (15 years +) by sex, division, district, village and region.

| | Total | | | Certificate | | | Diploma | | | Bachelor's degree | | | Master's degree | | | Other professional qualifications | | | Doctorate degree | | |
|----------------------|--------------|-------|-------|-------------|-------|-----|---------|-------|-------|-------------------|-------|-----|-----------------|-----|-----|-----------------------------------|------|----|------------------|----|----|
| | Total | M | F | Total | M | F | Total | M | F | Total | M | F | Total | M | F | Total | M | F | Total | M | F |
| | TONGA | 6,666 | 2,941 | 3,725 | 1,554 | 674 | 880 | 2,962 | 1,180 | 1,782 | 1,424 | 686 | 738 | 534 | 285 | 249 | 1,06 | 60 | 46 | 86 | 56 |
| Tongatapu | 5,670 | 2,488 | 3,182 | 1,275 | 542 | 733 | 2,444 | 960 | 1,484 | 1,279 | 613 | 666 | 499 | 270 | 229 | 94 | 52 | 42 | 79 | 51 | 28 |
| Kolofo'ou | 1,628 | 740 | 888 | 341 | 154 | 187 | 635 | 242 | 393 | 410 | 214 | 196 | 178 | 96 | 82 | 33 | 17 | 16 | 31 | 17 | 14 |
| Kolofo'ou | 806 | 390 | 416 | 140 | 68 | 72 | 249 | 107 | 142 | 258 | 126 | 132 | 117 | 67 | 50 | 19 | 9 | 10 | 23 | 13 | 10 |
| Ma'ufanga | 629 | 270 | 359 | 150 | 65 | 85 | 303 | 111 | 192 | 114 | 61 | 53 | 45 | 23 | 22 | 11 | 8 | 3 | 6 | 2 | 4 |
| Popua | 187 | 78 | 109 | 48 | 21 | 27 | 81 | 23 | 58 | 38 | 27 | 11 | 15 | 5 | 10 | 3 | 0 | 3 | 2 | 2 | 0 |
| Tukutonga | 5 | 1 | 4 | 3 | 0 | 3 | 2 | 1 | 1 | 0 | 0 | 0 | 0 | 0 | 0 | 0 | 0 | 0 | 0 | 0 | 0 |
| Pangaimotu | 1 | 1 | 0 | 0 | 0 | 0 | 0 | 0 | 0 | 0 | 0 | 0 | 1 | 1 | 0 | 0 | 0 | 0 | 0 | 0 | 0 |
| Kolomotu'a | 2,089 | 924 | 1,165 | 460 | 206 | 254 | 923 | 356 | 567 | 440 | 209 | 231 | 194 | 109 | 85 | 45 | 24 | 21 | 27 | 20 | 7 |
| Kolomotu'a | 1,024 | 456 | 568 | 206 | 99 | 107 | 452 | 171 | 281 | 229 | 107 | 122 | 91 | 51 | 40 | 31 | 18 | 13 | 15 | 10 | 5 |
| Havelu | 415 | 168 | 247 | 98 | 37 | 61 | 190 | 66 | 124 | 84 | 40 | 44 | 33 | 20 | 13 | 7 | 3 | 4 | 3 | 2 | 1 |
| Tofoa | 481 | 212 | 269 | 129 | 52 | 77 | 192 | 78 | 114 | 96 | 44 | 52 | 55 | 31 | 24 | 4 | 2 | 2 | 5 | 5 | 0 |
| Hofoa | 57 | 28 | 29 | 8 | 6 | 2 | 33 | 14 | 19 | 7 | 3 | 4 | 5 | 2 | 3 | 1 | 0 | 1 | 3 | 3 | 0 |
| Puke | 47 | 23 | 24 | 8 | 5 | 3 | 25 | 12 | 13 | 9 | 5 | 4 | 3 | 1 | 2 | 1 | 0 | 1 | 1 | 0 | 1 |
| Sia'atoutai | 65 | 37 | 28 | 11 | 7 | 4 | 31 | 15 | 16 | 15 | 10 | 5 | 7 | 4 | 3 | 1 | 1 | 0 | 0 | 0 | 0 |
| Vaini | 731 | 318 | 413 | 155 | 60 | 95 | 312 | 138 | 174 | 186 | 79 | 107 | 59 | 29 | 30 | 8 | 6 | 2 | 11 | 6 | 5 |
| Vaini | 236 | 105 | 131 | 53 | 23 | 30 | 113 | 50 | 63 | 52 | 20 | 32 | 16 | 10 | 6 | 1 | 1 | 0 | 1 | 1 | 0 |
| Malapo | 25 | 7 | 18 | 3 | 1 | 2 | 12 | 4 | 8 | 8 | 2 | 6 | 2 | 0 | 2 | 0 | 0 | 0 | 0 | 0 | 0 |
| Longoteme | 13 | 9 | 4 | 4 | 2 | 2 | 5 | 4 | 1 | 1 | 0 | 1 | 2 | 2 | 0 | 1 | 1 | 0 | 0 | 0 | 0 |
| Folaha | 38 | 15 | 23 | 14 | 6 | 8 | 16 | 5 | 11 | 7 | 3 | 4 | 0 | 0 | 0 | 0 | 0 | 0 | 1 | 1 | 0 |
| Nukuhetulu | 13 | 6 | 7 | 2 | 1 | 1 | 11 | 5 | 6 | 0 | 0 | 0 | 0 | 0 | 0 | 0 | 0 | 0 | 0 | 0 | 0 |
| Veitongo | 42 | 24 | 18 | 13 | 8 | 5 | 15 | 11 | 4 | 12 | 4 | 8 | 0 | 0 | 0 | 0 | 0 | 0 | 2 | 1 | 1 |
| Ha'ateiho | 179 | 71 | 108 | 33 | 7 | 26 | 65 | 26 | 39 | 52 | 27 | 25 | 17 | 4 | 13 | 6 | 4 | 2 | 6 | 3 | 3 |
| Pea | 122 | 51 | 71 | 17 | 6 | 11 | 51 | 21 | 30 | 39 | 15 | 24 | 14 | 9 | 5 | 0 | 0 | 0 | 1 | 0 | 1 |
| Tokomololo | 63 | 30 | 33 | 16 | 6 | 10 | 24 | 12 | 12 | 15 | 8 | 7 | 8 | 4 | 4 | 0 | 0 | 0 | 0 | 0 | 0 |
| Tatakamotonga | 238 | 118 | 120 | 56 | 27 | 29 | 82 | 41 | 41 | 76 | 36 | 40 | 20 | 12 | 8 | 2 | 1 | 1 | 2 | 1 | 1 |
| Tatakamotonga | 60 | 29 | 31 | 13 | 5 | 8 | 17 | 7 | 10 | 20 | 9 | 11 | 10 | 8 | 2 | 0 | 0 | 0 | 0 | 0 | 0 |
| Holonga | 10 | 5 | 5 | 1 | 1 | 0 | 0 | 0 | 0 | 6 | 2 | 4 | 2 | 1 | 1 | 0 | 0 | 0 | 1 | 1 | 0 |
| Pelehake | 14 | 5 | 9 | 3 | 1 | 2 | 0 | 0 | 0 | 9 | 4 | 5 | 1 | 0 | 1 | 0 | 0 | 0 | 1 | 0 | 1 |
| Fua'amotu | 110 | 64 | 46 | 27 | 16 | 11 | 47 | 28 | 19 | 30 | 17 | 13 | 6 | 3 | 3 | 0 | 0 | 0 | 0 | 0 | 0 |
| Nakolo | 13 | 4 | 9 | 6 | 1 | 5 | 7 | 3 | 4 | 0 | 0 | 0 | 0 | 0 | 0 | 0 | 0 | 0 | 0 | 0 | 0 |
| Ha'asini | 10 | 3 | 7 | 2 | 0 | 2 | 4 | 1 | 3 | 3 | 1 | 2 | 0 | 0 | 0 | 1 | 1 | 0 | 0 | 0 | 0 |
| Lavengatonga | 7 | 4 | 3 | 2 | 2 | 0 | 1 | 0 | 1 | 4 | 2 | 2 | 0 | 0 | 0 | 0 | 0 | 0 | 0 | 0 | 0 |
| Haveluliku | 0 | 0 | 0 | 0 | 0 | 0 | 0 | 0 | 0 | 0 | 0 | 0 | 0 | 0 | 0 | 0 | 0 | 0 | 0 | 0 | 0 |
| Fatumu | 14 | 4 | 10 | 2 | 1 | 1 | 6 | 2 | 4 | 4 | 1 | 3 | 1 | 0 | 1 | 1 | 0 | 1 | 0 | 0 | 0 |
| Lapaha | 221 | 89 | 132 | 48 | 17 | 31 | 107 | 40 | 67 | 45 | 19 | 26 | 18 | 10 | 8 | 1 | 1 | 0 | 2 | 2 | 0 |
| Lapaha | 75 | 33 | 42 | 22 | 9 | 13 | 26 | 11 | 15 | 18 | 9 | 9 | 8 | 3 | 5 | 0 | 0 | 0 | 1 | 1 | 0 |
| Talasiu | 2 | 1 | 1 | 1 | 0 | 1 | 0 | 0 | 0 | 1 | 1 | 0 | 0 | 0 | 0 | 0 | 0 | 0 | 0 | 0 | 0 |
| Hoi | 9 | 3 | 6 | 1 | 1 | 0 | 5 | 1 | 4 | 2 | 0 | 2 | 1 | 1 | 0 | 0 | 0 | 0 | 0 | 0 | 0 |
| Nukuleka | 1 | 1 | 0 | 0 | 0 | 0 | 1 | 1 | 0 | 0 | 0 | 0 | 0 | 0 | 0 | 0 | 0 | 0 | 0 | 0 | 0 |
| Makaunga | 3 | 0 | 3 | 1 | 0 | 1 | 1 | 0 | 1 | 1 | 0 | 1 | 0 | 0 | 0 | 0 | 0 | 0 | 0 | 0 | 0 |
| Talafo'ou | 10 | 6 | 4 | 3 | 1 | 2 | 4 | 3 | 1 | 1 | 0 | 1 | 1 | 1 | 0 | 0 | 0 | 0 | 1 | 1 | 0 |
| Manuka | 5 | 1 | 4 | 1 | 0 | 1 | 4 | 1 | 3 | 0 | 0 | 0 | 0 | 0 | 0 | 0 | 0 | 0 | 0 | 0 | 0 |

| | Total | | | Certificate | | | Diploma | | | Bachelor's degree | | | Master's degree | | | Other professional qualifications | | | Doctorate degree | | | |
|-------------------|-------|-----|-----|-------------|----|-----|---------|-----|-----|-------------------|----|----|-----------------|----|----|-----------------------------------|---|---|------------------|---|---|---|
| | Total | M | F | Total | M | F | Total | M | F | Total | M | F | Total | M | F | Total | M | F | Total | M | F | |
| | | | | | | | | | | | | | | | | | | | | | | |
| Navutoka | 38 | 11 | 27 | 7 | 2 | 5 | 26 | 6 | 20 | 3 | 1 | 2 | 1 | 1 | 0 | 1 | 1 | 0 | 0 | 0 | 0 | 0 |
| Kolonga | 33 | 12 | 21 | 6 | 0 | 6 | 18 | 9 | 9 | 6 | 2 | 4 | 3 | 1 | 2 | 0 | 0 | 0 | 0 | 0 | 0 | 0 |
| Afa | 4 | 3 | 1 | 0 | 0 | 0 | 2 | 1 | 1 | 1 | 1 | 0 | 1 | 1 | 0 | 0 | 0 | 0 | 0 | 0 | 0 | 0 |
| Niutoua | 41 | 18 | 23 | 6 | 4 | 2 | 20 | 7 | 13 | 12 | 5 | 7 | 3 | 2 | 1 | 0 | 0 | 0 | 0 | 0 | 0 | 0 |
| Eueiki | 0 | 0 | 0 | 0 | 0 | 0 | 0 | 0 | 0 | 0 | 0 | 0 | 0 | 0 | 0 | 0 | 0 | 0 | 0 | 0 | 0 | 0 |
| Fukave | 0 | 0 | 0 | 0 | 0 | 0 | 0 | 0 | 0 | 0 | 0 | 0 | 0 | 0 | 0 | 0 | 0 | 0 | 0 | 0 | 0 | 0 |
| Nukunuku | 505 | 211 | 294 | 127 | 55 | 72 | 256 | 101 | 155 | 89 | 38 | 51 | 24 | 10 | 14 | 3 | 2 | 1 | 6 | 5 | 1 | 1 |
| Nukunuku | 154 | 63 | 91 | 40 | 15 | 25 | 78 | 32 | 46 | 23 | 8 | 15 | 7 | 3 | 4 | 3 | 2 | 1 | 3 | 3 | 0 | 0 |
| Matahau | 17 | 6 | 11 | 3 | 2 | 1 | 11 | 3 | 8 | 3 | 1 | 2 | 0 | 0 | 0 | 0 | 0 | 0 | 0 | 0 | 0 | 0 |
| Matafonua | 10 | 3 | 7 | 4 | 1 | 3 | 6 | 2 | 4 | 0 | 0 | 0 | 0 | 0 | 0 | 0 | 0 | 0 | 0 | 0 | 0 | 0 |
| Fatai | 19 | 7 | 12 | 4 | 0 | 4 | 11 | 4 | 7 | 3 | 3 | 0 | 1 | 0 | 1 | 0 | 0 | 0 | 0 | 0 | 0 | 0 |
| Lakepa | 12 | 7 | 5 | 2 | 2 | 0 | 9 | 4 | 5 | 1 | 1 | 0 | 0 | 0 | 0 | 0 | 0 | 0 | 0 | 0 | 0 | 0 |
| Vaotu'u | 44 | 18 | 26 | 11 | 7 | 4 | 20 | 7 | 13 | 9 | 1 | 8 | 2 | 2 | 0 | 0 | 0 | 0 | 0 | 2 | 1 | 1 |
| Utulau | 60 | 25 | 35 | 14 | 5 | 9 | 33 | 14 | 19 | 10 | 6 | 4 | 3 | 0 | 3 | 0 | 0 | 0 | 0 | 0 | 0 | 0 |
| Ha'alalo | 16 | 7 | 9 | 2 | 0 | 2 | 10 | 5 | 5 | 4 | 2 | 2 | 0 | 0 | 0 | 0 | 0 | 0 | 0 | 0 | 0 | 0 |
| Ha'akame | 27 | 13 | 14 | 5 | 4 | 1 | 15 | 5 | 10 | 7 | 4 | 3 | 0 | 0 | 0 | 0 | 0 | 0 | 0 | 0 | 0 | 0 |
| Houma | 146 | 62 | 84 | 42 | 19 | 23 | 63 | 25 | 38 | 29 | 12 | 17 | 11 | 5 | 6 | 0 | 0 | 0 | 1 | 1 | 0 | 0 |
| Kolovai | 258 | 88 | 170 | 88 | 23 | 65 | 129 | 42 | 87 | 33 | 18 | 15 | 6 | 4 | 2 | 2 | 2 | 1 | 0 | 0 | 0 | 0 |
| Kolovai | 43 | 14 | 29 | 16 | 4 | 12 | 17 | 5 | 12 | 8 | 4 | 4 | 0 | 0 | 0 | 2 | 1 | 1 | 0 | 0 | 0 | 0 |
| Telekiu | 40 | 15 | 25 | 11 | 4 | 7 | 20 | 7 | 13 | 5 | 1 | 4 | 4 | 3 | 1 | 0 | 0 | 0 | 0 | 0 | 0 | 0 |
| Masilamea | 6 | 3 | 3 | 3 | 1 | 2 | 1 | 0 | 1 | 2 | 2 | 0 | 0 | 0 | 0 | 0 | 0 | 0 | 0 | 0 | 0 | 0 |
| Fahefa | 19 | 8 | 11 | 7 | 2 | 5 | 10 | 5 | 5 | 2 | 1 | 1 | 0 | 0 | 0 | 0 | 0 | 0 | 0 | 0 | 0 | 0 |
| Ha'utu | 17 | 6 | 11 | 6 | 2 | 4 | 10 | 3 | 7 | 1 | 1 | 0 | 0 | 0 | 0 | 0 | 0 | 0 | 0 | 0 | 0 | 0 |
| Kala'au | 8 | 2 | 6 | 4 | 1 | 3 | 4 | 1 | 3 | 0 | 0 | 0 | 0 | 0 | 0 | 0 | 0 | 0 | 0 | 0 | 0 | 0 |
| Fo'ui | 33 | 13 | 20 | 13 | 4 | 9 | 16 | 5 | 11 | 4 | 4 | 0 | 0 | 0 | 0 | 0 | 0 | 0 | 0 | 0 | 0 | 0 |
| Ha'avakatolo | 32 | 11 | 21 | 5 | 1 | 4 | 23 | 9 | 14 | 3 | 1 | 2 | 1 | 0 | 1 | 0 | 0 | 0 | 0 | 0 | 0 | 0 |
| Ahau | 26 | 5 | 21 | 13 | 2 | 11 | 11 | 3 | 8 | 2 | 0 | 2 | 0 | 0 | 0 | 0 | 0 | 0 | 0 | 0 | 0 | 0 |
| Kanokupolu | 22 | 6 | 16 | 4 | 0 | 4 | 12 | 2 | 10 | 5 | 3 | 2 | 1 | 1 | 0 | 1 | 1 | 0 | 0 | 0 | 0 | 0 |
| Ha'atafu | 8 | 3 | 5 | 4 | 1 | 3 | 3 | 1 | 2 | 1 | 1 | 0 | 0 | 0 | 0 | 0 | 0 | 0 | 0 | 0 | 0 | 0 |
| Atata | 4 | 2 | 2 | 2 | 1 | 1 | 2 | 1 | 1 | 0 | 0 | 0 | 0 | 0 | 0 | 0 | 0 | 0 | 0 | 0 | 0 | 0 |
| Vava'u | 680 | 302 | 378 | 203 | 96 | 107 | 371 | 151 | 220 | 84 | 44 | 40 | 9 | 1 | 8 | 10 | 7 | 3 | 3 | 3 | 0 | 0 |
| Neiafu | 386 | 171 | 215 | 120 | 57 | 63 | 193 | 73 | 120 | 58 | 33 | 25 | 5 | 1 | 4 | 8 | 5 | 3 | 2 | 2 | 2 | 0 |
| Neiafu | 309 | 141 | 168 | 90 | 44 | 46 | 157 | 60 | 97 | 49 | 30 | 19 | 4 | 1 | 3 | 7 | 4 | 3 | 2 | 2 | 0 | 0 |
| Makave | 27 | 9 | 18 | 7 | 3 | 4 | 13 | 3 | 10 | 6 | 3 | 3 | 1 | 0 | 1 | 0 | 0 | 0 | 0 | 0 | 0 | 0 |
| Toula | 21 | 11 | 10 | 9 | 5 | 4 | 9 | 5 | 4 | 2 | 0 | 2 | 0 | 0 | 0 | 1 | 1 | 0 | 0 | 0 | 0 | 0 |
| Utui | 11 | 6 | 5 | 2 | 1 | 1 | 9 | 5 | 4 | 0 | 0 | 0 | 0 | 0 | 0 | 0 | 0 | 0 | 0 | 0 | 0 | 0 |
| Ofu | 9 | 3 | 6 | 7 | 3 | 4 | 1 | 0 | 1 | 1 | 0 | 1 | 0 | 0 | 0 | 0 | 0 | 0 | 0 | 0 | 0 | 0 |
| Okoa | 5 | 0 | 5 | 3 | 0 | 3 | 2 | 0 | 2 | 0 | 0 | 0 | 0 | 0 | 0 | 0 | 0 | 0 | 0 | 0 | 0 | 0 |
| Olo'ua | 4 | 1 | 3 | 2 | 1 | 1 | 2 | 0 | 2 | 0 | 0 | 0 | 0 | 0 | 0 | 0 | 0 | 0 | 0 | 0 | 0 | 0 |
| Pangaimotu | 51 | 21 | 30 | 12 | 6 | 6 | 32 | 12 | 20 | 5 | 2 | 3 | 1 | 0 | 1 | 1 | 1 | 0 | 0 | 0 | 0 | 0 |
| Pangaimotu | 24 | 9 | 15 | 5 | 4 | 1 | 13 | 3 | 10 | 4 | 1 | 3 | 1 | 0 | 1 | 0 | 0 | 0 | 0 | 0 | 0 | 0 |
| Utulei | 9 | 6 | 3 | 3 | 1 | 2 | 6 | 5 | 1 | 0 | 0 | 0 | 0 | 0 | 0 | 0 | 0 | 0 | 0 | 0 | 0 | 0 |
| Nga'unoho | 3 | 2 | 1 | 0 | 0 | 0 | 2 | 1 | 1 | 1 | 1 | 0 | 0 | 0 | 0 | 0 | 0 | 0 | 0 | 0 | 0 | 0 |
| Utungake | 15 | 4 | 11 | 4 | 1 | 3 | 11 | 3 | 8 | 0 | 0 | 0 | 0 | 0 | 0 | 0 | 0 | 0 | 0 | 0 | 0 | 0 |
| Tapana | 0 | 0 | 0 | 0 | 0 | 0 | 0 | 0 | 0 | 0 | 0 | 0 | 0 | 0 | 0 | 0 | 0 | 0 | 0 | 0 | 0 | 0 |

| | Total | | | Certificate | | | Diploma | | | Bachelor's degree | | | Master's degree | | | Other professional qualifications | | | Doctorate degree | | | |
|------------------|-------|----|-----|-------------|----|----|---------|----|----|-------------------|----|----|-----------------|---|---|-----------------------------------|---|---|------------------|---|---|---|
| | Total | M | F | Total | M | F | Total | M | F | Total | M | F | Total | M | F | Total | M | F | Total | M | F | |
| | | | | | | | | | | | | | | | | | | | | | | |
| Hahake | 73 | 32 | 41 | 23 | 10 | 13 | 41 | 18 | 23 | 8 | 4 | 4 | 1 | 0 | 1 | 0 | 0 | 0 | 0 | 0 | 0 | 0 |
| Ha'alaufuli | 6 | 4 | 2 | 2 | 1 | 1 | 2 | 1 | 1 | 2 | 2 | 0 | 0 | 0 | 0 | 0 | 0 | 0 | 0 | 0 | 0 | 0 |
| Ha'akio | 10 | 4 | 6 | 5 | 2 | 3 | 5 | 2 | 3 | 0 | 0 | 0 | 0 | 0 | 0 | 0 | 0 | 0 | 0 | 0 | 0 | 0 |
| Houma | 3 | 2 | 1 | 0 | 0 | 0 | 2 | 2 | 0 | 1 | 0 | 1 | 0 | 0 | 0 | 0 | 0 | 0 | 0 | 0 | 0 | 0 |
| Mangia | 3 | 2 | 1 | 2 | 1 | 1 | 1 | 1 | 0 | 0 | 0 | 0 | 0 | 0 | 0 | 0 | 0 | 0 | 0 | 0 | 0 | 0 |
| Ta'anea | 16 | 4 | 12 | 5 | 1 | 4 | 8 | 2 | 6 | 3 | 1 | 2 | 0 | 0 | 0 | 0 | 0 | 0 | 0 | 0 | 0 | 0 |
| Tu'anekeviale | 25 | 12 | 13 | 6 | 3 | 3 | 16 | 8 | 8 | 2 | 1 | 1 | 1 | 0 | 1 | 0 | 0 | 0 | 0 | 0 | 0 | 0 |
| Koloa | 4 | 2 | 2 | 2 | 2 | 0 | 2 | 0 | 2 | 0 | 0 | 0 | 0 | 0 | 0 | 0 | 0 | 0 | 0 | 0 | 0 | 0 |
| Holeva | 6 | 2 | 4 | 1 | 0 | 1 | 5 | 2 | 3 | 0 | 0 | 0 | 0 | 0 | 0 | 0 | 0 | 0 | 0 | 0 | 0 | 0 |
| Leimatu'a | 66 | 25 | 41 | 16 | 5 | 11 | 45 | 18 | 27 | 4 | 2 | 2 | 1 | 0 | 1 | 0 | 0 | 0 | 0 | 0 | 0 | 0 |
| Leimatu'a | 22 | 11 | 11 | 4 | 2 | 2 | 18 | 9 | 9 | 0 | 0 | 0 | 0 | 0 | 0 | 0 | 0 | 0 | 0 | 0 | 0 | 0 |
| Holonga | 19 | 4 | 15 | 5 | 1 | 4 | 11 | 3 | 8 | 2 | 0 | 2 | 1 | 0 | 1 | 0 | 0 | 0 | 0 | 0 | 0 | 0 |
| Feletoa | 13 | 5 | 8 | 4 | 1 | 3 | 7 | 2 | 5 | 2 | 2 | 0 | 0 | 0 | 0 | 0 | 0 | 0 | 0 | 0 | 0 | 0 |
| Mataika | 12 | 5 | 7 | 3 | 1 | 2 | 9 | 4 | 5 | 0 | 0 | 0 | 0 | 0 | 0 | 0 | 0 | 0 | 0 | 0 | 0 | 0 |
| Hihifo | 79 | 38 | 41 | 24 | 13 | 11 | 46 | 22 | 24 | 8 | 3 | 5 | 1 | 0 | 1 | 0 | 0 | 0 | 0 | 0 | 0 | 0 |
| Longomapu | 19 | 10 | 9 | 7 | 4 | 3 | 11 | 6 | 5 | 1 | 0 | 1 | 0 | 0 | 0 | 0 | 0 | 0 | 0 | 0 | 0 | 0 |
| Taosa | 25 | 10 | 15 | 8 | 5 | 3 | 15 | 4 | 11 | 2 | 1 | 1 | 0 | 0 | 0 | 0 | 0 | 0 | 0 | 0 | 0 | 0 |
| Tefisi | 18 | 10 | 8 | 4 | 2 | 2 | 11 | 7 | 4 | 2 | 1 | 1 | 1 | 0 | 1 | 0 | 0 | 0 | 0 | 0 | 0 | 0 |
| Vaimalo | 6 | 3 | 3 | 2 | 1 | 1 | 2 | 1 | 1 | 2 | 1 | 1 | 1 | 0 | 0 | 0 | 0 | 0 | 0 | 0 | 0 | 0 |
| Tu'anuku | 11 | 5 | 6 | 3 | 1 | 2 | 7 | 4 | 3 | 1 | 0 | 1 | 0 | 0 | 0 | 0 | 0 | 0 | 0 | 0 | 0 | 0 |
| Motu | 25 | 15 | 10 | 8 | 5 | 3 | 14 | 8 | 6 | 1 | 0 | 1 | 0 | 0 | 0 | 0 | 1 | 1 | 0 | 0 | 1 | 0 |
| Kapa | 5 | 2 | 3 | 1 | 0 | 1 | 4 | 2 | 2 | 0 | 0 | 0 | 0 | 0 | 0 | 0 | 0 | 0 | 0 | 0 | 0 | 0 |
| Falevai | 6 | 3 | 3 | 2 | 2 | 0 | 3 | 1 | 2 | 1 | 0 | 1 | 0 | 0 | 0 | 0 | 0 | 0 | 0 | 0 | 0 | 0 |
| Otea | 2 | 2 | 0 | 0 | 0 | 0 | 2 | 2 | 0 | 0 | 0 | 0 | 0 | 0 | 0 | 0 | 0 | 0 | 0 | 0 | 0 | 0 |
| Lape | 0 | 0 | 0 | 0 | 0 | 0 | 0 | 0 | 0 | 0 | 0 | 0 | 0 | 0 | 0 | 0 | 0 | 0 | 0 | 0 | 0 | 0 |
| Matamaka | 2 | 2 | 0 | 0 | 0 | 0 | 0 | 0 | 0 | 0 | 0 | 0 | 0 | 0 | 0 | 0 | 0 | 0 | 0 | 0 | 0 | 0 |
| Nuapapu | 2 | 1 | 1 | 2 | 1 | 1 | 0 | 0 | 0 | 0 | 0 | 0 | 0 | 0 | 0 | 0 | 0 | 0 | 0 | 0 | 0 | 0 |
| Ovaka | 2 | 2 | 0 | 2 | 2 | 0 | 0 | 0 | 0 | 0 | 0 | 0 | 0 | 0 | 0 | 0 | 0 | 0 | 0 | 0 | 0 | 0 |
| Taunga | 0 | 0 | 0 | 0 | 0 | 0 | 0 | 0 | 0 | 0 | 0 | 0 | 0 | 0 | 0 | 0 | 0 | 0 | 0 | 0 | 0 | 0 |
| Hunga | 5 | 2 | 3 | 1 | 0 | 1 | 3 | 1 | 2 | 0 | 0 | 0 | 0 | 0 | 0 | 0 | 0 | 0 | 0 | 0 | 1 | 0 |
| Foeta Island | 0 | 0 | 0 | 0 | 0 | 0 | 0 | 0 | 0 | 0 | 0 | 0 | 0 | 0 | 0 | 0 | 0 | 0 | 0 | 0 | 0 | 0 |
| Vaka'eitu Island | 0 | 0 | 0 | 0 | 0 | 0 | 0 | 0 | 0 | 0 | 0 | 0 | 0 | 0 | 0 | 0 | 0 | 0 | 0 | 0 | 0 | 0 |
| Mounu | 0 | 0 | 0 | 0 | 0 | 0 | 0 | 0 | 0 | 0 | 0 | 0 | 0 | 0 | 0 | 0 | 0 | 0 | 0 | 0 | 0 | 0 |
| Eueiki | 1 | 1 | 0 | 0 | 0 | 0 | 1 | 1 | 0 | 0 | 0 | 0 | 0 | 0 | 0 | 0 | 0 | 0 | 0 | 0 | 0 | 0 |
| Mala | 0 | 0 | 0 | 0 | 0 | 0 | 0 | 0 | 0 | 0 | 0 | 0 | 0 | 0 | 0 | 0 | 0 | 0 | 0 | 0 | 0 | 0 |
| Fofoa Island | 0 | 0 | 0 | 0 | 0 | 0 | 0 | 0 | 0 | 0 | 0 | 0 | 0 | 0 | 0 | 0 | 0 | 0 | 0 | 0 | 0 | 0 |
| Ha'apai | 198 | 91 | 107 | 59 | 32 | 27 | 90 | 38 | 52 | 29 | 12 | 17 | 17 | 9 | 8 | 1 | 1 | 0 | 1 | 2 | 0 | 2 |
| Pangai Hp | 109 | 46 | 63 | 31 | 14 | 17 | 43 | 17 | 26 | 22 | 10 | 12 | 12 | 5 | 7 | 0 | 0 | 0 | 0 | 1 | 0 | 1 |
| Pangai | 66 | 29 | 37 | 15 | 8 | 7 | 28 | 12 | 16 | 15 | 7 | 8 | 8 | 2 | 6 | 0 | 0 | 0 | 0 | 0 | 0 | 0 |
| Hihifo | 27 | 11 | 16 | 7 | 1 | 6 | 11 | 5 | 6 | 5 | 2 | 3 | 3 | 3 | 0 | 0 | 0 | 0 | 0 | 1 | 0 | 1 |
| Holopeka | 2 | 0 | 2 | 2 | 0 | 2 | 0 | 0 | 0 | 0 | 0 | 0 | 0 | 0 | 0 | 0 | 0 | 0 | 0 | 0 | 0 | 0 |
| Koulo | 14 | 6 | 8 | 7 | 5 | 2 | 4 | 0 | 4 | 2 | 1 | 1 | 1 | 0 | 1 | 0 | 0 | 0 | 0 | 0 | 0 | 0 |
| Foa | 29 | 15 | 14 | 8 | 4 | 4 | 16 | 9 | 7 | 3 | 1 | 2 | 1 | 1 | 0 | 1 | 0 | 0 | 0 | 0 | 0 | 0 |
| Fangale'ounga | 3 | 2 | 1 | 0 | 0 | 0 | 3 | 2 | 1 | 0 | 0 | 0 | 0 | 0 | 0 | 0 | 0 | 0 | 0 | 0 | 0 | 0 |
| Fotua | 5 | 2 | 3 | 0 | 0 | 0 | 4 | 2 | 2 | 1 | 0 | 1 | 0 | 0 | 0 | 0 | 0 | 0 | 0 | 0 | 0 | 0 |

| | Total | | | Certificate | | | Diploma | | | Bachelor's degree | | | Master's degree | | | Other professional qualifications | | | Doctorate degree | | | |
|--------------------------|-------|----|----|-------------|---|---|---------|----|----|-------------------|----|----|-----------------|---|---|-----------------------------------|---|---|------------------|---|---|---|
| | Total | M | F | Total | M | F | Total | M | F | Total | M | F | Total | M | F | Total | M | F | Total | M | F | |
| | | | | | | | | | | | | | | | | | | | | | | |
| Lotofoa | 11 | 4 | 7 | 5 | 2 | 3 | 6 | 2 | 4 | 0 | 0 | 0 | 0 | 0 | 0 | 0 | 0 | 0 | 0 | 0 | 0 | 0 |
| faleloa | 9 | 6 | 3 | 3 | 2 | 1 | 2 | 2 | 0 | 2 | 1 | 1 | 1 | 1 | 0 | 0 | 0 | 0 | 0 | 1 | 0 | 0 |
| Ha'afakahenga | 0 | 0 | 0 | 0 | 0 | 0 | 0 | 0 | 0 | 0 | 0 | 0 | 0 | 0 | 0 | 0 | 0 | 0 | 0 | 0 | 0 | 0 |
| Ha'ateiho Si'i | 1 | 1 | 0 | 0 | 0 | 0 | 1 | 1 | 0 | 0 | 0 | 0 | 0 | 0 | 0 | 0 | 0 | 0 | 0 | 0 | 0 | 0 |
| Lulunga | 12 | 8 | 4 | 3 | 3 | 0 | 8 | 5 | 3 | 0 | 0 | 0 | 0 | 0 | 0 | 0 | 0 | 0 | 0 | 0 | 0 | 1 |
| Ha'afeva island | 4 | 2 | 2 | 2 | 2 | 0 | 1 | 0 | 1 | 0 | 0 | 0 | 0 | 0 | 0 | 0 | 0 | 0 | 0 | 0 | 0 | 1 |
| Tungua | 2 | 1 | 1 | 0 | 0 | 0 | 2 | 1 | 1 | 0 | 0 | 0 | 0 | 0 | 0 | 0 | 0 | 0 | 0 | 0 | 0 | 0 |
| Fotuha'a | 1 | 1 | 0 | 1 | 1 | 0 | 0 | 0 | 0 | 0 | 0 | 0 | 0 | 0 | 0 | 0 | 0 | 0 | 0 | 0 | 0 | 0 |
| ua | 3 | 3 | 0 | 0 | 0 | 0 | 3 | 3 | 0 | 0 | 0 | 0 | 0 | 0 | 0 | 0 | 0 | 0 | 0 | 0 | 0 | 0 |
| Matuku | 2 | 1 | 1 | 0 | 0 | 0 | 2 | 1 | 1 | 0 | 0 | 0 | 0 | 0 | 0 | 0 | 0 | 0 | 0 | 0 | 0 | 0 |
| Kotu | 0 | 0 | 0 | 0 | 0 | 0 | 0 | 0 | 0 | 0 | 0 | 0 | 0 | 0 | 0 | 0 | 0 | 0 | 0 | 0 | 0 | 0 |
| Mu'omu'a | 9 | 7 | 2 | 2 | 2 | 0 | 2 | 2 | 0 | 2 | 0 | 2 | 3 | 3 | 0 | 0 | 0 | 0 | 0 | 0 | 0 | 0 |
| Nomuka | 7 | 5 | 2 | 2 | 2 | 0 | 1 | 1 | 0 | 2 | 0 | 2 | 2 | 2 | 0 | 0 | 0 | 0 | 0 | 0 | 0 | 0 |
| Mango | 2 | 2 | 0 | 0 | 0 | 0 | 1 | 1 | 0 | 0 | 0 | 0 | 1 | 1 | 0 | 0 | 0 | 0 | 0 | 0 | 0 | 0 |
| Fonoifua | 0 | 0 | 0 | 0 | 0 | 0 | 0 | 0 | 0 | 0 | 0 | 0 | 0 | 0 | 0 | 0 | 0 | 0 | 0 | 0 | 0 | 0 |
| Ha'ano | 17 | 6 | 11 | 7 | 5 | 2 | 9 | 1 | 8 | 0 | 0 | 0 | 1 | 0 | 1 | 0 | 0 | 0 | 0 | 0 | 0 | 0 |
| Fakakai | 6 | 2 | 4 | 2 | 2 | 0 | 4 | 0 | 4 | 0 | 0 | 0 | 0 | 0 | 0 | 0 | 0 | 0 | 0 | 0 | 0 | 0 |
| Pukotala | 1 | 0 | 1 | 1 | 0 | 1 | 0 | 0 | 0 | 0 | 0 | 0 | 0 | 0 | 0 | 0 | 0 | 0 | 0 | 0 | 0 | 0 |
| Ha'ano | 5 | 1 | 4 | 1 | 1 | 0 | 3 | 0 | 3 | 0 | 0 | 0 | 1 | 0 | 1 | 0 | 0 | 0 | 0 | 0 | 0 | 0 |
| Muitoa | 2 | 1 | 1 | 2 | 1 | 1 | 0 | 0 | 0 | 0 | 0 | 0 | 0 | 0 | 0 | 0 | 0 | 0 | 0 | 0 | 0 | 0 |
| Mo'unga'one | 3 | 2 | 1 | 1 | 1 | 0 | 2 | 1 | 1 | 0 | 0 | 0 | 0 | 0 | 0 | 0 | 0 | 0 | 0 | 0 | 0 | 0 |
| Uiha | 22 | 9 | 13 | 8 | 4 | 4 | 12 | 4 | 8 | 2 | 1 | 1 | 0 | 0 | 0 | 0 | 0 | 0 | 0 | 0 | 0 | 0 |
| Uiha | 8 | 2 | 6 | 1 | 1 | 0 | 6 | 1 | 5 | 1 | 0 | 1 | 0 | 0 | 0 | 0 | 0 | 0 | 0 | 0 | 0 | 0 |
| Felemea | 4 | 2 | 2 | 2 | 1 | 1 | 2 | 1 | 1 | 0 | 0 | 0 | 0 | 0 | 0 | 0 | 0 | 0 | 0 | 0 | 0 | 0 |
| Lofanga | 10 | 5 | 5 | 5 | 2 | 3 | 4 | 2 | 2 | 1 | 1 | 0 | 0 | 0 | 0 | 0 | 0 | 0 | 0 | 0 | 0 | 0 |
| 'Eua | 64 | 25 | 39 | 11 | 2 | 9 | 19 | 6 | 13 | 24 | 10 | 14 | 7 | 4 | 3 | 1 | 1 | 0 | 0 | 2 | 2 | 0 |
| 'Eua Motu'a | 43 | 15 | 28 | 5 | 1 | 4 | 17 | 5 | 12 | 15 | 4 | 11 | 4 | 3 | 1 | 0 | 0 | 0 | 0 | 2 | 2 | 0 |
| Ohonua | 14 | 4 | 10 | 1 | 1 | 0 | 4 | 0 | 4 | 6 | 1 | 5 | 3 | 2 | 1 | 0 | 0 | 0 | 0 | 0 | 0 | 0 |
| Tufuvai | 4 | 4 | 0 | 1 | 0 | 1 | 10 | 3 | 7 | 2 | 0 | 2 | 0 | 0 | 0 | 0 | 0 | 0 | 0 | 1 | 1 | 0 |
| Pangai | 4 | 2 | 2 | 0 | 0 | 0 | 1 | 0 | 1 | 2 | 1 | 1 | 0 | 0 | 0 | 0 | 0 | 0 | 0 | 0 | 0 | 0 |
| Houma | 5 | 2 | 3 | 2 | 0 | 2 | 0 | 0 | 0 | 3 | 2 | 1 | 0 | 0 | 0 | 0 | 0 | 0 | 0 | 0 | 0 | 0 |
| Ha'atu'a / Kolomaille | 5 | 2 | 3 | 1 | 0 | 1 | 2 | 2 | 0 | 2 | 0 | 2 | 0 | 0 | 0 | 0 | 0 | 0 | 0 | 0 | 0 | 0 |
| Ta'anga | 1 | 1 | 0 | 0 | 0 | 0 | 0 | 0 | 0 | 0 | 0 | 0 | 1 | 1 | 0 | 0 | 0 | 0 | 0 | 0 | 0 | 0 |
| 'Eua Fo'ou | 21 | 10 | 11 | 6 | 1 | 5 | 2 | 1 | 1 | 9 | 6 | 3 | 3 | 1 | 2 | 1 | 1 | 0 | 0 | 0 | 0 | 0 |
| Angaha | 5 | 3 | 2 | 0 | 0 | 0 | 0 | 0 | 0 | 2 | 2 | 0 | 3 | 1 | 2 | 0 | 0 | 0 | 0 | 0 | 0 | 0 |
| Futu | 2 | 0 | 2 | 0 | 0 | 0 | 0 | 0 | 0 | 2 | 0 | 2 | 0 | 0 | 0 | 0 | 0 | 0 | 0 | 0 | 0 | 0 |
| Esia | 6 | 3 | 3 | 4 | 1 | 3 | 0 | 0 | 0 | 1 | 1 | 0 | 0 | 0 | 0 | 1 | 1 | 0 | 0 | 0 | 0 | 0 |
| Sapa'ata | 1 | 1 | 0 | 0 | 0 | 0 | 0 | 0 | 0 | 1 | 1 | 0 | 0 | 0 | 0 | 0 | 0 | 0 | 0 | 0 | 0 | 0 |
| Fata'ulua | 0 | 0 | 0 | 0 | 0 | 0 | 0 | 0 | 0 | 0 | 0 | 0 | 0 | 0 | 0 | 0 | 0 | 0 | 0 | 0 | 0 | 0 |
| Mu'a | 0 | 0 | 0 | 0 | 0 | 0 | 0 | 0 | 0 | 0 | 0 | 0 | 0 | 0 | 0 | 0 | 0 | 0 | 0 | 0 | 0 | 0 |
| Tongamama'o | 3 | 1 | 2 | 2 | 0 | 2 | 1 | 1 | 0 | 0 | 0 | 0 | 0 | 0 | 0 | 0 | 0 | 0 | 0 | 0 | 0 | 0 |
| Petani | 3 | 2 | 1 | 0 | 0 | 0 | 1 | 0 | 1 | 2 | 2 | 0 | 0 | 0 | 0 | 0 | 0 | 0 | 0 | 0 | 0 | 0 |
| Mata'aho | 1 | 0 | 1 | 0 | 0 | 0 | 0 | 0 | 0 | 1 | 0 | 1 | 0 | 0 | 0 | 0 | 0 | 0 | 0 | 0 | 0 | 0 |
| Ongo Niua | 54 | 35 | 19 | 6 | 2 | 4 | 38 | 25 | 13 | 8 | 7 | 1 | 2 | 1 | 1 | 0 | 0 | 0 | 0 | 0 | 0 | 0 |

| | Total | | | Certificate | | | Diploma | | | Bachelor's degree | | | Master's degree | | | Other professional qualifications | | | Doctorate degree | | | |
|--------------------------|---------------------|-------|-------|-------------|-----|-----|---------|-----|-------|-------------------|-----|-----|-----------------|-----|-----|-----------------------------------|----|----|------------------|----|----|----|
| | Total | M | F | Total | M | F | Total | M | F | Total | M | F | Total | M | F | Total | M | F | Total | M | F | |
| | Niuatoputapu | 30 | 19 | 11 | 3 | 1 | 2 | 23 | 15 | 8 | 3 | 3 | 0 | 1 | 0 | 1 | 0 | 0 | 0 | 0 | 0 | 0 |
| Hihifo | 14 | 9 | 5 | 2 | 1 | 1 | 10 | 7 | 3 | 1 | 1 | 0 | 1 | 0 | 1 | 0 | 0 | 0 | 0 | 0 | 0 | 0 |
| Vaipoa | 2 | 1 | 1 | 0 | 0 | 0 | 1 | 0 | 1 | 1 | 1 | 0 | 0 | 0 | 0 | 0 | 0 | 0 | 0 | 0 | 0 | 0 |
| Falehau | 14 | 9 | 5 | 1 | 0 | 1 | 12 | 8 | 4 | 1 | 1 | 0 | 0 | 0 | 0 | 0 | 0 | 0 | 0 | 0 | 0 | 0 |
| Tafahi | 0 | 0 | 0 | 0 | 0 | 0 | 0 | 0 | 0 | 0 | 0 | 0 | 0 | 0 | 0 | 0 | 0 | 0 | 0 | 0 | 0 | 0 |
| Niuafu'ou | 24 | 16 | 8 | 3 | 1 | 2 | 15 | 10 | 5 | 5 | 4 | 1 | 1 | 1 | 0 | 0 | 0 | 0 | 0 | 0 | 0 | 0 |
| Esia | 2 | 2 | 0 | 0 | 0 | 0 | 1 | 1 | 0 | 1 | 1 | 0 | 0 | 0 | 0 | 0 | 0 | 0 | 0 | 0 | 0 | 0 |
| Kolofo'ou | 3 | 2 | 1 | 1 | 1 | 0 | 0 | 0 | 0 | 2 | 1 | 1 | 0 | 0 | 0 | 0 | 0 | 0 | 0 | 0 | 0 | 0 |
| Sapaata | 17 | 11 | 6 | 2 | 0 | 2 | 12 | 8 | 4 | 2 | 2 | 0 | 1 | 1 | 0 | 0 | 0 | 0 | 0 | 0 | 0 | 0 |
| Fata'ulua | 0 | 0 | 0 | 0 | 0 | 0 | 0 | 0 | 0 | 0 | 0 | 0 | 0 | 0 | 0 | 0 | 0 | 0 | 0 | 0 | 0 | 0 |
| Mata'aho | 0 | 0 | 0 | 0 | 0 | 0 | 0 | 0 | 0 | 0 | 0 | 0 | 0 | 0 | 0 | 0 | 0 | 0 | 0 | 0 | 0 | 0 |
| Mu'a | 0 | 0 | 0 | 0 | 0 | 0 | 0 | 0 | 0 | 0 | 0 | 0 | 0 | 0 | 0 | 0 | 0 | 0 | 0 | 0 | 0 | 0 |
| Tongamama'o | 0 | 0 | 0 | 0 | 0 | 0 | 0 | 0 | 0 | 0 | 0 | 0 | 0 | 0 | 0 | 0 | 0 | 0 | 0 | 0 | 0 | 0 |
| Petani | 2 | 1 | 1 | 0 | 0 | 0 | 2 | 1 | 1 | 0 | 0 | 0 | 0 | 0 | 0 | 0 | 0 | 0 | 0 | 0 | 0 | 0 |
| Urban | 2,459 | 1,116 | 1,343 | 496 | 232 | 264 | 1,004 | 389 | 615 | 601 | 294 | 307 | 253 | 141 | 112 | 61 | 35 | 26 | 44 | 25 | 19 | 19 |
| Rural | 4,207 | 1,825 | 2,382 | 1,058 | 442 | 616 | 1,958 | 791 | 1,167 | 823 | 392 | 431 | 281 | 144 | 137 | 45 | 25 | 20 | 42 | 31 | 11 | 11 |
| Greater Nukualofa | 3,717 | 1,664 | 2,053 | 801 | 360 | 441 | 1,558 | 598 | 960 | 850 | 423 | 427 | 372 | 205 | 167 | 78 | 41 | 37 | 58 | 37 | 21 | 21 |

Table G 49: Tertiary qualification achieved (population 15 years +) by age and sex

| AGE | Total | | | Certificate | | | Diploma | | | Bachelor's degree | | | Master's degree | | | Other professional qualification | | | Doctorate degree | | |
|-----|-------|-------|-------|-------------|-----|-----|---------|-------|-------|-------------------|-----|-----|-----------------|-----|-----|----------------------------------|----|----|------------------|----|----|
| | Total | M | F | Total | M | F | Total | M | F | Total | M | F | Total | M | F | Total | M | F | Total | M | F |
| | 6,666 | 2,941 | 3,725 | 1,554 | 674 | 880 | 2,962 | 1,180 | 1,782 | 1,424 | 686 | 738 | 534 | 285 | 249 | 106 | 60 | 46 | 86 | 56 | 30 |
| 15 | 0 | 0 | 0 | 0 | 0 | 0 | 0 | 0 | 0 | 0 | 0 | 0 | 0 | 0 | 0 | 0 | 0 | 0 | 0 | 0 | 0 |
| 16 | 0 | 0 | 0 | 0 | 0 | 0 | 0 | 0 | 0 | 0 | 0 | 0 | 0 | 0 | 0 | 0 | 0 | 0 | 0 | 0 | 0 |
| 17 | 11 | 5 | 6 | 9 | 4 | 5 | 2 | 1 | 1 | 0 | 0 | 0 | 0 | 0 | 0 | 0 | 0 | 0 | 0 | 0 | 0 |
| 18 | 41 | 13 | 28 | 24 | 8 | 16 | 17 | 5 | 12 | 0 | 0 | 0 | 0 | 0 | 0 | 0 | 0 | 0 | 0 | 0 | 0 |
| 19 | 86 | 23 | 63 | 54 | 11 | 43 | 27 | 9 | 18 | 3 | 2 | 0 | 0 | 0 | 0 | 0 | 0 | 0 | 0 | 0 | 0 |
| 20 | 146 | 53 | 93 | 77 | 26 | 51 | 58 | 24 | 34 | 10 | 8 | 0 | 0 | 0 | 1 | 1 | 0 | 0 | 0 | 0 | 0 |
| 21 | 160 | 45 | 115 | 71 | 24 | 47 | 70 | 18 | 52 | 15 | 12 | 0 | 0 | 0 | 4 | 0 | 4 | 0 | 0 | 0 | 0 |
| 22 | 208 | 82 | 126 | 75 | 32 | 43 | 102 | 39 | 63 | 27 | 17 | 1 | 0 | 1 | 1 | 3 | 1 | 2 | 0 | 0 | 0 |
| 23 | 214 | 82 | 132 | 62 | 28 | 34 | 103 | 38 | 65 | 46 | 31 | 3 | 1 | 2 | 0 | 0 | 0 | 0 | 0 | 0 | 0 |
| 24 | 212 | 71 | 141 | 57 | 20 | 37 | 112 | 37 | 74 | 39 | 29 | 3 | 2 | 1 | 1 | 1 | 0 | 0 | 0 | 0 | 0 |
| 25 | 193 | 72 | 121 | 46 | 16 | 30 | 98 | 37 | 61 | 41 | 23 | 5 | 1 | 4 | 1 | 0 | 1 | 2 | 2 | 0 | 2 |
| 26 | 220 | 93 | 127 | 49 | 25 | 24 | 100 | 38 | 62 | 57 | 33 | 7 | 2 | 5 | 4 | 4 | 2 | 3 | 3 | 2 | 1 |
| 27 | 195 | 70 | 125 | 44 | 19 | 25 | 101 | 35 | 66 | 40 | 26 | 6 | 1 | 5 | 3 | 1 | 2 | 1 | 1 | 0 | 1 |
| 28 | 209 | 75 | 134 | 53 | 21 | 32 | 88 | 22 | 66 | 55 | 31 | 6 | 2 | 4 | 2 | 2 | 0 | 5 | 4 | 1 | 1 |
| 29 | 200 | 74 | 126 | 43 | 22 | 21 | 108 | 34 | 74 | 42 | 27 | 5 | 2 | 3 | 1 | 1 | 1 | 0 | 0 | 0 | 0 |
| 30 | 211 | 72 | 139 | 46 | 11 | 35 | 110 | 37 | 73 | 40 | 21 | 13 | 4 | 9 | 0 | 0 | 0 | 2 | 1 | 1 | 1 |
| 31 | 211 | 75 | 136 | 33 | 19 | 14 | 113 | 38 | 75 | 49 | 37 | 13 | 5 | 8 | 2 | 0 | 2 | 1 | 1 | 0 | 0 |
| 32 | 215 | 75 | 140 | 38 | 15 | 23 | 115 | 38 | 77 | 48 | 31 | 8 | 2 | 6 | 3 | 2 | 1 | 3 | 1 | 2 | 2 |
| 33 | 176 | 64 | 112 | 27 | 11 | 16 | 99 | 32 | 67 | 36 | 18 | 11 | 2 | 9 | 1 | 0 | 1 | 2 | 1 | 1 | 1 |
| 34 | 187 | 76 | 111 | 37 | 18 | 19 | 91 | 29 | 62 | 49 | 26 | 9 | 3 | 6 | 0 | 0 | 0 | 1 | 0 | 1 | 0 |
| 35 | 166 | 68 | 98 | 32 | 11 | 21 | 88 | 33 | 55 | 34 | 16 | 10 | 4 | 6 | 1 | 1 | 0 | 1 | 1 | 0 | 0 |
| 36 | 177 | 79 | 98 | 25 | 6 | 19 | 94 | 45 | 49 | 44 | 23 | 12 | 4 | 8 | 1 | 0 | 1 | 1 | 1 | 0 | 0 |
| 37 | 136 | 58 | 78 | 21 | 9 | 12 | 67 | 24 | 43 | 36 | 15 | 12 | 4 | 8 | 0 | 0 | 0 | 0 | 0 | 0 | 0 |
| 38 | 148 | 68 | 80 | 33 | 18 | 15 | 61 | 28 | 33 | 29 | 16 | 20 | 5 | 15 | 4 | 1 | 3 | 1 | 0 | 1 | 1 |
| 39 | 126 | 47 | 79 | 22 | 4 | 18 | 56 | 24 | 32 | 33 | 20 | 13 | 6 | 7 | 2 | 0 | 2 | 0 | 0 | 0 | 0 |
| 40 | 123 | 48 | 75 | 18 | 6 | 12 | 54 | 20 | 34 | 24 | 14 | 14 | 9 | 12 | 4 | 2 | 2 | 2 | 1 | 1 | 1 |
| 41 | 120 | 57 | 63 | 25 | 11 | 14 | 44 | 20 | 24 | 33 | 17 | 16 | 8 | 8 | 2 | 1 | 1 | 0 | 0 | 0 | 0 |
| 42 | 135 | 65 | 70 | 12 | 8 | 4 | 64 | 26 | 38 | 34 | 16 | 19 | 11 | 8 | 0 | 0 | 0 | 6 | 2 | 4 | 0 |
| 43 | 115 | 46 | 69 | 21 | 12 | 9 | 47 | 19 | 28 | 31 | 8 | 16 | 7 | 9 | 0 | 0 | 0 | 0 | 0 | 0 | 0 |
| 44 | 116 | 59 | 57 | 24 | 14 | 10 | 50 | 23 | 27 | 27 | 13 | 14 | 8 | 5 | 1 | 0 | 1 | 1 | 1 | 0 | 0 |
| 45 | 126 | 64 | 62 | 19 | 7 | 12 | 49 | 26 | 23 | 38 | 23 | 15 | 11 | 6 | 6 | 1 | 5 | 3 | 1 | 2 | 2 |
| 46 | 128 | 65 | 63 | 32 | 15 | 17 | 51 | 28 | 23 | 25 | 11 | 14 | 10 | 8 | 2 | 1 | 1 | 0 | 0 | 0 | 0 |
| 47 | 119 | 70 | 49 | 29 | 16 | 13 | 43 | 24 | 19 | 27 | 17 | 10 | 14 | 6 | 3 | 2 | 1 | 3 | 3 | 0 | 0 |
| 48 | 129 | 79 | 50 | 24 | 14 | 10 | 55 | 32 | 23 | 29 | 21 | 8 | 14 | 7 | 4 | 3 | 1 | 3 | 2 | 1 | 1 |
| 49 | 112 | 59 | 53 | 20 | 8 | 12 | 44 | 20 | 24 | 28 | 15 | 13 | 19 | 16 | 3 | 0 | 0 | 1 | 0 | 1 | 1 |
| 50 | 125 | 69 | 56 | 28 | 17 | 11 | 46 | 25 | 21 | 26 | 15 | 11 | 20 | 9 | 11 | 2 | 0 | 3 | 1 | 2 | 2 |
| 51 | 102 | 47 | 55 | 15 | 9 | 6 | 36 | 16 | 20 | 26 | 8 | 18 | 21 | 12 | 9 | 3 | 1 | 3 | 3 | 1 | 0 |
| 52 | 75 | 44 | 31 | 15 | 9 | 6 | 35 | 18 | 17 | 13 | 8 | 5 | 6 | 0 | 2 | 1 | 2 | 3 | 2 | 1 | 1 |
| 53 | 87 | 51 | 36 | 16 | 11 | 5 | 25 | 7 | 18 | 30 | 21 | 9 | 12 | 10 | 1 | 0 | 1 | 3 | 2 | 1 | 1 |
| 54 | 102 | 54 | 48 | 20 | 13 | 7 | 43 | 17 | 26 | 22 | 15 | 7 | 9 | 4 | 5 | 4 | 1 | 3 | 1 | 2 | 2 |
| 55 | 81 | 48 | 33 | 26 | 13 | 13 | 21 | 13 | 8 | 17 | 12 | 5 | 15 | 8 | 7 | 2 | 0 | 0 | 0 | 0 | 0 |
| 56 | 92 | 53 | 39 | 16 | 11 | 5 | 38 | 16 | 22 | 22 | 14 | 8 | 9 | 7 | 2 | 2 | 1 | 4 | 3 | 1 | 1 |
| 57 | 85 | 48 | 37 | 17 | 9 | 8 | 32 | 16 | 16 | 22 | 14 | 8 | 11 | 7 | 4 | 2 | 1 | 1 | 1 | 1 | 0 |

| AGE | Total | | Certificate | | Diploma | | Bachelor's degree | | Master's degree | | Other professional qualification | | Doctorate degree | | | | | | | | |
|-----|-------|----|-------------|-------|---------|----|-------------------|----|-----------------|-------|----------------------------------|----|------------------|----|----|----|---|---|---|---|---|
| | Total | M | F | Total | M | F | Total | M | F | Total | M | F | Total | M | F | | | | | | |
| 58 | 84 | 45 | 39 | 20 | 9 | 11 | 28 | 12 | 16 | 6 | 3 | 7 | 18 | 11 | 7 | 6 | 3 | 3 | 6 | 1 | |
| 59 | 63 | 36 | 27 | 8 | 5 | 3 | 24 | 10 | 14 | 15 | 9 | 6 | 15 | 11 | 4 | 1 | 1 | 1 | 1 | 0 | 0 |
| 60 | 66 | 32 | 34 | 19 | 11 | 8 | 29 | 12 | 17 | 8 | 2 | 6 | 8 | 5 | 3 | 2 | 2 | 2 | 2 | 0 | 0 |
| 61 | 51 | 29 | 22 | 8 | 4 | 4 | 19 | 8 | 11 | 10 | 8 | 2 | 10 | 8 | 4 | 0 | 0 | 0 | 0 | 0 | 1 |
| 62 | 61 | 39 | 22 | 15 | 11 | 4 | 24 | 14 | 10 | 11 | 8 | 3 | 11 | 5 | 5 | 1 | 1 | 0 | 0 | 0 | 0 |
| 63 | 55 | 31 | 24 | 14 | 6 | 8 | 16 | 8 | 8 | 18 | 12 | 6 | 4 | 2 | 2 | 3 | 0 | 0 | 0 | 0 | 0 |
| 64 | 42 | 24 | 18 | 7 | 3 | 4 | 11 | 5 | 6 | 14 | 9 | 5 | 7 | 4 | 3 | 0 | 0 | 0 | 0 | 0 | 0 |
| 65 | 43 | 29 | 14 | 8 | 4 | 4 | 16 | 10 | 6 | 9 | 5 | 4 | 9 | 5 | 5 | 0 | 0 | 0 | 0 | 0 | 0 |
| 66 | 31 | 21 | 10 | 4 | 2 | 2 | 12 | 5 | 7 | 7 | 7 | 0 | 7 | 4 | 4 | 1 | 1 | 0 | 0 | 0 | 0 |
| 67 | 33 | 17 | 16 | 7 | 3 | 4 | 9 | 2 | 7 | 8 | 4 | 4 | 8 | 4 | 4 | 7 | 7 | 0 | 0 | 1 | 1 |
| 68 | 37 | 21 | 16 | 9 | 4 | 5 | 10 | 5 | 5 | 11 | 5 | 6 | 11 | 5 | 6 | 4 | 4 | 0 | 0 | 0 | 0 |
| 69 | 31 | 19 | 12 | 7 | 2 | 5 | 10 | 6 | 4 | 7 | 5 | 2 | 7 | 5 | 2 | 4 | 4 | 0 | 0 | 1 | 1 |
| 70 | 36 | 18 | 18 | 5 | 1 | 4 | 17 | 9 | 8 | 5 | 7 | 3 | 7 | 3 | 4 | 3 | 2 | 2 | 1 | 1 | 1 |
| 71 | 24 | 11 | 13 | 8 | 4 | 4 | 10 | 5 | 5 | 3 | 0 | 3 | 3 | 0 | 1 | 1 | 0 | 0 | 1 | 1 | 0 |
| 72 | 16 | 9 | 7 | 3 | 1 | 2 | 6 | 2 | 4 | 1 | 1 | 0 | 1 | 4 | 1 | 1 | 1 | 0 | 0 | 0 | 0 |
| 73 | 15 | 10 | 5 | 4 | 2 | 2 | 4 | 3 | 1 | 4 | 2 | 2 | 4 | 3 | 0 | 3 | 3 | 0 | 0 | 0 | 0 |
| 74 | 20 | 9 | 11 | 10 | 3 | 7 | 6 | 2 | 4 | 1 | 1 | 0 | 1 | 3 | 0 | 0 | 0 | 0 | 0 | 0 | 0 |
| 75+ | 138 | 75 | 63 | 43 | 18 | 25 | 54 | 30 | 24 | 23 | 13 | 10 | 23 | 13 | 10 | 11 | 8 | 3 | 3 | 2 | 4 |

Table G 50: Total Population aged 5 and older by level of Reading and Writing in Tongan, English and Other languages, age groups and sex

| AGE/SEX | READ TONGAN | | | | READ ENGLISH | | | | READ OTHER | | | | | | |
|---------------|---------------|---------------|-----------------------|---------------------------|------------------|---------------|---------------|-----------------------|---------------------------|------------------|---------------|---------------|-----------------------|---------------------------|------------------|
| | Total | No difficulty | Yes Some difficulties | Yes a lot of difficulties | Cannot do at all | Total | No difficulty | Yes Some difficulties | Yes a lot of difficulties | Cannot do at all | Total | No difficulty | Yes Some difficulties | Yes a lot of difficulties | Cannot do at all |
| Total | 87,774 | 76,995 | 5,810 | 2,547 | 2,482 | 87,774 | 44,987 | 22,327 | 12,245 | 8,215 | 87,774 | 6,546 | 2,947 | 2,783 | 75,498 |
| 5 - 9 | 12,149 | 6,614 | 2,997 | 1,442 | 1,096 | 12,149 | 1,763 | 2,468 | 3,395 | 4,523 | 12,149 | 361 | 339 | 395 | 11,054 |
| 10 - 14 | 11,873 | 10,837 | 793 | 155 | 88 | 11,873 | 5,077 | 4,671 | 1,940 | 185 | 11,873 | 655 | 428 | 366 | 10,424 |
| 15 - 19 | 10,493 | 10,066 | 233 | 100 | 94 | 10,493 | 7,152 | 2,515 | 642 | 184 | 10,493 | 802 | 329 | 343 | 9,019 |
| 20 - 24 | 8,202 | 7,861 | 159 | 77 | 105 | 8,202 | 5,768 | 1,673 | 582 | 179 | 8,202 | 716 | 268 | 260 | 6,958 |
| 25 - 29 | 6,585 | 6,247 | 113 | 86 | 139 | 6,585 | 4,576 | 1,391 | 447 | 171 | 6,585 | 662 | 221 | 219 | 5,483 |
| 30 - 34 | 6,490 | 6,135 | 137 | 86 | 132 | 6,490 | 4,345 | 1,449 | 508 | 188 | 6,490 | 645 | 237 | 198 | 5,410 |
| 35 - 39 | 5,605 | 5,297 | 111 | 88 | 109 | 5,605 | 3,555 | 1,355 | 501 | 194 | 5,605 | 545 | 198 | 163 | 4,699 |
| 40 - 44 | 5,157 | 4,795 | 144 | 75 | 143 | 5,157 | 3,092 | 1,298 | 537 | 230 | 5,157 | 483 | 171 | 145 | 4,358 |
| 45 - 49 | 5,132 | 4,789 | 146 | 70 | 127 | 5,132 | 2,892 | 1,378 | 605 | 257 | 5,132 | 483 | 172 | 146 | 4,331 |
| 50 - 54 | 4,119 | 3,829 | 112 | 68 | 110 | 4,119 | 2,188 | 1,114 | 568 | 249 | 4,119 | 384 | 140 | 128 | 3,467 |
| 55 - 59 | 3,231 | 2,970 | 124 | 48 | 89 | 3,231 | 1,613 | 853 | 505 | 260 | 3,231 | 276 | 141 | 122 | 2,692 |
| 60 - 64 | 2,680 | 2,404 | 148 | 54 | 74 | 2,680 | 1,160 | 684 | 519 | 317 | 2,680 | 225 | 99 | 76 | 2,280 |
| 65 - 69 | 2,021 | 1,800 | 141 | 35 | 45 | 2,021 | 747 | 514 | 466 | 294 | 2,021 | 110 | 63 | 66 | 1,782 |
| 70 - 74 | 1,595 | 1,360 | 158 | 41 | 36 | 1,595 | 466 | 420 | 410 | 299 | 1,595 | 93 | 48 | 64 | 1,390 |
| 75+ | 2,442 | 1,931 | 294 | 122 | 95 | 2,442 | 593 | 544 | 620 | 685 | 2,442 | 106 | 93 | 92 | 2,151 |
| Male | | | | | | | | | | | | | | | |
| Total | 43,546 | 37,727 | 3,137 | 1,362 | 1,320 | 43,546 | 20,886 | 11,699 | 6,664 | 4,297 | 43,546 | 3,169 | 1,466 | 1,368 | 37,543 |
| 5 - 9 | 6,416 | 3,383 | 1,656 | 797 | 580 | 6,416 | 878 | 1,238 | 1,801 | 2,499 | 6,416 | 185 | 175 | 198 | 5,858 |
| 10 - 14 | 6,133 | 5,579 | 434 | 77 | 43 | 6,133 | 2,415 | 2,489 | 1,128 | 101 | 6,133 | 314 | 207 | 207 | 5,405 |
| 15 - 19 | 5,442 | 5,180 | 151 | 61 | 50 | 5,442 | 3,364 | 1,517 | 448 | 113 | 5,442 | 396 | 161 | 173 | 4,712 |
| 20 - 24 | 4,085 | 3,894 | 85 | 45 | 61 | 4,085 | 2,608 | 983 | 385 | 109 | 4,085 | 334 | 134 | 119 | 3,498 |
| 25 - 29 | 3,126 | 2,961 | 58 | 40 | 67 | 3,126 | 2,027 | 732 | 267 | 100 | 3,126 | 305 | 102 | 113 | 2,606 |
| 30 - 34 | 2,977 | 2,792 | 75 | 40 | 70 | 2,977 | 1,804 | 778 | 294 | 101 | 2,977 | 274 | 104 | 95 | 2,504 |
| 35 - 39 | 2,673 | 2,497 | 67 | 51 | 58 | 2,673 | 1,563 | 682 | 309 | 119 | 2,673 | 273 | 96 | 72 | 2,232 |
| 40 - 44 | 2,455 | 2,264 | 71 | 38 | 82 | 2,455 | 1,407 | 641 | 286 | 121 | 2,455 | 224 | 86 | 64 | 2,081 |
| 45 - 49 | 2,559 | 2,366 | 84 | 37 | 72 | 2,559 | 1,427 | 684 | 310 | 138 | 2,559 | 264 | 95 | 73 | 2,127 |
| 50 - 54 | 2,103 | 1,933 | 63 | 36 | 71 | 2,103 | 1,103 | 561 | 311 | 128 | 2,103 | 202 | 75 | 65 | 1,761 |
| 55 - 59 | 1,554 | 1,427 | 55 | 30 | 42 | 1,554 | 798 | 391 | 243 | 122 | 1,554 | 130 | 76 | 57 | 1,291 |
| 60 - 64 | 1,286 | 1,133 | 82 | 25 | 46 | 1,286 | 578 | 315 | 250 | 143 | 1,286 | 109 | 55 | 38 | 1,084 |
| 65 - 69 | 960 | 842 | 72 | 19 | 27 | 960 | 385 | 248 | 197 | 130 | 960 | 54 | 34 | 28 | 844 |
| 70 - 74 | 731 | 627 | 71 | 13 | 20 | 731 | 239 | 198 | 180 | 114 | 731 | 46 | 22 | 35 | 628 |
| 75+ | 1,046 | 849 | 113 | 53 | 31 | 1,046 | 290 | 242 | 255 | 259 | 1,046 | 59 | 44 | 31 | 912 |
| Female | | | | | | | | | | | | | | | |
| Total | 44,228 | 39,208 | 2,673 | 1,185 | 1,162 | 44,228 | 24,101 | 10,628 | 5,581 | 3,918 | 44,228 | 3,377 | 1,481 | 1,415 | 37,955 |
| 5 - 9 | 5,733 | 3,231 | 1,341 | 645 | 516 | 5,733 | 885 | 1,230 | 1,594 | 2,024 | 5,733 | 176 | 164 | 197 | 5,196 |
| 10 - 14 | 5,740 | 5,258 | 359 | 78 | 45 | 5,740 | 2,662 | 2,182 | 812 | 84 | 5,740 | 341 | 221 | 159 | 5,019 |

| AGE/SEX | READ TONGAN | | | | | READ ENGLISH | | | | | READ OTHER | | | | |
|---------|-------------|---------------|-----------------------|---------------------------|------------------|--------------|---------------|-----------------------|---------------------------|------------------|------------|---------------|-----------------------|---------------------------|------------------|
| | Total | No difficulty | Yes Some difficulties | Yes a lot of difficulties | Cannot do at all | Total | No difficulty | Yes Some difficulties | Yes a lot of difficulties | Cannot do at all | Total | No difficulty | Yes Some difficulties | Yes a lot of difficulties | Cannot do at all |
| 15 - 19 | 5,051 | 4,886 | 82 | 39 | 44 | 5,051 | 3,788 | 998 | 194 | 71 | 5,051 | 406 | 168 | 170 | 4,307 |
| 20 - 24 | 4,117 | 3,967 | 74 | 32 | 44 | 4,117 | 3,160 | 690 | 197 | 70 | 4,117 | 382 | 134 | 141 | 3,460 |
| 25 - 29 | 3,459 | 3,286 | 55 | 46 | 72 | 3,459 | 2,549 | 659 | 180 | 71 | 3,459 | 357 | 119 | 106 | 2,877 |
| 30 - 34 | 3,513 | 3,343 | 62 | 46 | 62 | 3,513 | 2,541 | 671 | 214 | 87 | 3,513 | 371 | 133 | 103 | 2,906 |
| 35 - 39 | 2,932 | 2,800 | 44 | 37 | 51 | 2,932 | 1,992 | 673 | 192 | 75 | 2,932 | 272 | 102 | 91 | 2,467 |
| 40 - 44 | 2,702 | 2,531 | 73 | 37 | 61 | 2,702 | 1,685 | 657 | 251 | 109 | 2,702 | 259 | 85 | 81 | 2,277 |
| 45 - 49 | 2,573 | 2,423 | 62 | 33 | 55 | 2,573 | 1,465 | 694 | 295 | 119 | 2,573 | 219 | 77 | 73 | 2,204 |
| 50 - 54 | 2,016 | 1,896 | 49 | 32 | 39 | 2,016 | 1,085 | 553 | 257 | 121 | 2,016 | 182 | 65 | 63 | 1,706 |
| 55 - 59 | 1,677 | 1,543 | 69 | 18 | 47 | 1,677 | 815 | 462 | 262 | 138 | 1,677 | 146 | 65 | 65 | 1,401 |
| 60 - 64 | 1,394 | 1,271 | 66 | 29 | 28 | 1,394 | 582 | 369 | 269 | 174 | 1,394 | 116 | 44 | 38 | 1,196 |
| 65 - 69 | 1,061 | 958 | 69 | 16 | 18 | 1,061 | 362 | 266 | 269 | 164 | 1,061 | 56 | 29 | 38 | 938 |
| 70 - 74 | 864 | 733 | 87 | 28 | 16 | 864 | 227 | 222 | 230 | 185 | 864 | 47 | 26 | 29 | 762 |
| 75+ | 1,396 | 1,082 | 181 | 69 | 64 | 1,396 | 303 | 302 | 365 | 426 | 1,396 | 47 | 49 | 61 | 1,239 |

| AGE/SEX | WRITE TONGAN | | | | | WRITE ENGLISH | | | | | WRITE OTHER | | | | |
|-------------|--------------|---------------|-----------------------|---------------------------|------------------|---------------|---------------|-----------------------|---------------------------|------------------|-------------|---------------|-----------------------|---------------------------|------------------|
| | Total | No difficulty | Yes Some difficulties | Yes a lot of difficulties | Cannot do at all | Total | No difficulty | Yes Some difficulties | Yes a lot of difficulties | Cannot do at all | Total | No difficulty | Yes Some difficulties | Yes a lot of difficulties | Cannot do at all |
| Total | 87,774 | 74,829 | 7,088 | 2,783 | 3,074 | 87,774 | 41,758 | 22,530 | 14,118 | 9,368 | 87,774 | 5,646 | 2,761 | 2,627 | 76,740 |
| 5 - 9 | 12,149 | 6,272 | 3,203 | 1,474 | 1,200 | 12,149 | 1,628 | 2,352 | 3,367 | 4,802 | 12,149 | 316 | 296 | 355 | 11,182 |
| 10 - 14 | 11,873 | 10,501 | 1,030 | 208 | 134 | 11,873 | 4,639 | 4,532 | 2,400 | 302 | 11,873 | 535 | 393 | 325 | 10,620 |
| 15 - 19 | 10,493 | 9,874 | 361 | 106 | 152 | 10,493 | 6,623 | 2,743 | 879 | 248 | 10,493 | 659 | 324 | 324 | 9,186 |
| 20 - 24 | 8,202 | 7,712 | 258 | 93 | 139 | 8,202 | 5,432 | 1,779 | 764 | 227 | 8,202 | 595 | 257 | 248 | 7,102 |
| 25 - 29 | 6,585 | 6,131 | 184 | 91 | 179 | 6,585 | 4,260 | 1,518 | 600 | 207 | 6,585 | 582 | 214 | 210 | 5,579 |
| 30 - 34 | 6,490 | 5,995 | 215 | 98 | 182 | 6,490 | 4,017 | 1,574 | 681 | 218 | 6,490 | 558 | 232 | 212 | 5,488 |
| 35 - 39 | 5,605 | 5,196 | 184 | 74 | 151 | 5,605 | 3,286 | 1,417 | 636 | 266 | 5,605 | 494 | 174 | 176 | 4,761 |
| 40 - 44 | 5,157 | 4,725 | 171 | 87 | 174 | 5,157 | 2,850 | 1,340 | 681 | 286 | 5,157 | 436 | 146 | 154 | 4,421 |
| 45 - 49 | 5,132 | 4,693 | 207 | 77 | 155 | 5,132 | 2,685 | 1,386 | 733 | 328 | 5,132 | 435 | 174 | 133 | 4,390 |
| 50 - 54 | 4,119 | 3,751 | 153 | 73 | 142 | 4,119 | 2,032 | 1,085 | 695 | 307 | 4,119 | 333 | 133 | 113 | 3,540 |
| 55 - 59 | 3,231 | 2,893 | 169 | 67 | 102 | 3,231 | 1,523 | 819 | 566 | 323 | 3,231 | 235 | 132 | 108 | 2,756 |
| 60 - 64 | 2,680 | 2,311 | 195 | 65 | 109 | 2,680 | 1,077 | 639 | 580 | 384 | 2,680 | 193 | 100 | 73 | 2,314 |
| 65 - 69 | 2,021 | 1,736 | 163 | 53 | 69 | 2,021 | 712 | 484 | 479 | 346 | 2,021 | 101 | 60 | 60 | 1,800 |
| 70 - 74 | 1,595 | 1,299 | 196 | 48 | 52 | 1,595 | 448 | 376 | 417 | 354 | 1,595 | 74 | 56 | 54 | 1,411 |
| 75+ | 2,442 | 1,740 | 399 | 169 | 134 | 2,442 | 546 | 486 | 640 | 770 | 2,442 | 100 | 70 | 82 | 2,190 |
| Male | | | | | | | | | | | | | | | |
| Total | 43,546 | 36,632 | 3,780 | 1,481 | 1,653 | 43,546 | 19,387 | 11,551 | 7,672 | 4,936 | 43,546 | 2,775 | 1,364 | 1,282 | 38,125 |
| 5 - 9 | 6,416 | 3,189 | 1,757 | 812 | 658 | 6,416 | 803 | 1,180 | 1,787 | 2,646 | 6,416 | 167 | 142 | 180 | 5,927 |
| 10 - 14 | 6,133 | 5,410 | 543 | 111 | 69 | 6,133 | 2,238 | 2,340 | 1,384 | 171 | 6,133 | 267 | 189 | 182 | 5,495 |
| 15 - 19 | 5,442 | 5,068 | 229 | 58 | 87 | 5,442 | 3,108 | 1,588 | 591 | 155 | 5,442 | 320 | 161 | 153 | 4,808 |

| AGE/SEX | WRITE TONGAN | | | | | WRITE ENGLISH | | | | | WRITE OTHER | | | | |
|---------------|--------------|---------------|-----------------------|---------------------------|------------------|---------------|---------------|-----------------------|---------------------------|------------------|-------------|---------------|-----------------------|---------------------------|------------------|
| | Total | No difficulty | Yes Some difficulties | Yes a lot of difficulties | Cannot do at all | Total | No difficulty | Yes Some difficulties | Yes a lot of difficulties | Cannot do at all | Total | No difficulty | Yes Some difficulties | Yes a lot of difficulties | Cannot do at all |
| 20 - 24 | 4,085 | 3,807 | 156 | 50 | 72 | 4,085 | 2,446 | 1,005 | 493 | 141 | 4,085 | 278 | 128 | 116 | 3,563 |
| 25 - 29 | 3,126 | 2,892 | 99 | 45 | 90 | 3,126 | 1,883 | 750 | 365 | 128 | 3,126 | 266 | 90 | 114 | 2,656 |
| 30 - 34 | 2,977 | 2,717 | 108 | 56 | 96 | 2,977 | 1,665 | 797 | 392 | 123 | 2,977 | 240 | 114 | 92 | 2,531 |
| 35 - 39 | 2,673 | 2,432 | 112 | 46 | 83 | 2,673 | 1,423 | 709 | 375 | 166 | 2,673 | 250 | 84 | 80 | 2,259 |
| 40 - 44 | 2,455 | 2,225 | 89 | 44 | 97 | 2,455 | 1,300 | 653 | 347 | 155 | 2,455 | 213 | 68 | 69 | 2,105 |
| 45 - 49 | 2,559 | 2,318 | 110 | 41 | 90 | 2,559 | 1,313 | 686 | 380 | 180 | 2,559 | 236 | 97 | 69 | 2,157 |
| 50 - 54 | 2,103 | 1,894 | 88 | 34 | 87 | 2,103 | 1,038 | 535 | 376 | 154 | 2,103 | 180 | 76 | 55 | 1,792 |
| 55 - 59 | 1,554 | 1,385 | 75 | 41 | 53 | 1,554 | 764 | 371 | 261 | 158 | 1,554 | 119 | 67 | 54 | 1,314 |
| 60 - 64 | 1,286 | 1,096 | 97 | 29 | 64 | 1,286 | 547 | 291 | 274 | 174 | 1,286 | 98 | 55 | 33 | 1,100 |
| 65 - 69 | 960 | 829 | 69 | 26 | 36 | 960 | 367 | 242 | 198 | 153 | 960 | 45 | 36 | 27 | 852 |
| 70 - 74 | 731 | 604 | 80 | 19 | 28 | 731 | 229 | 178 | 188 | 136 | 731 | 41 | 26 | 28 | 636 |
| 75+ | 1,046 | 766 | 168 | 69 | 43 | 1,046 | 263 | 226 | 261 | 296 | 1,046 | 55 | 31 | 30 | 930 |
| Female | | | | | | | | | | | | | | | |
| Total | 44,228 | 38,197 | 3,308 | 1,302 | 1,421 | 44,228 | 22,371 | 10,979 | 6,446 | 4,432 | 44,228 | 2,871 | 1,397 | 1,345 | 38,615 |
| 5 - 9 | 5,733 | 3,083 | 1,446 | 662 | 542 | 5,733 | 825 | 1,172 | 1,580 | 2,156 | 5,733 | 149 | 154 | 175 | 5,255 |
| 10 - 14 | 5,740 | 5,091 | 487 | 97 | 65 | 5,740 | 2,401 | 2,192 | 1,016 | 131 | 5,740 | 268 | 204 | 143 | 5,125 |
| 15 - 19 | 5,051 | 4,806 | 132 | 48 | 65 | 5,051 | 3,515 | 1,155 | 288 | 93 | 5,051 | 339 | 163 | 171 | 4,378 |
| 20 - 24 | 4,117 | 3,905 | 102 | 43 | 67 | 4,117 | 2,986 | 774 | 271 | 86 | 4,117 | 317 | 129 | 132 | 3,539 |
| 25 - 29 | 3,459 | 3,239 | 85 | 46 | 89 | 3,459 | 2,377 | 768 | 235 | 79 | 3,459 | 316 | 124 | 96 | 2,923 |
| 30 - 34 | 3,513 | 3,278 | 107 | 42 | 86 | 3,513 | 2,352 | 777 | 289 | 95 | 3,513 | 318 | 118 | 120 | 2,957 |
| 35 - 39 | 2,932 | 2,764 | 72 | 28 | 68 | 2,932 | 1,863 | 708 | 261 | 100 | 2,932 | 244 | 90 | 96 | 2,502 |
| 40 - 44 | 2,702 | 2,500 | 82 | 43 | 77 | 2,702 | 1,550 | 687 | 334 | 131 | 2,702 | 223 | 78 | 85 | 2,316 |
| 45 - 49 | 2,573 | 2,375 | 97 | 36 | 65 | 2,573 | 1,372 | 700 | 353 | 148 | 2,573 | 199 | 77 | 64 | 2,233 |
| 50 - 54 | 2,016 | 1,857 | 65 | 39 | 55 | 2,016 | 994 | 550 | 319 | 153 | 2,016 | 153 | 57 | 58 | 1,748 |
| 55 - 59 | 1,677 | 1,508 | 94 | 26 | 49 | 1,677 | 759 | 448 | 305 | 165 | 1,677 | 116 | 65 | 54 | 1,442 |
| 60 - 64 | 1,394 | 1,215 | 98 | 36 | 45 | 1,394 | 530 | 348 | 306 | 210 | 1,394 | 95 | 45 | 40 | 1,214 |
| 65 - 69 | 1,061 | 907 | 94 | 27 | 33 | 1,061 | 345 | 242 | 281 | 193 | 1,061 | 56 | 24 | 33 | 948 |
| 70 - 74 | 864 | 695 | 116 | 29 | 24 | 864 | 219 | 198 | 229 | 218 | 864 | 33 | 30 | 26 | 775 |
| 75+ | 1,396 | 974 | 231 | 100 | 91 | 1,396 | 283 | 260 | 379 | 474 | 1,396 | 45 | 39 | 52 | 1,260 |

Table G 51: Tongan Population aged 5 and older by level of Reading and Writing in Tongan, English and Other languages, age groups and sex

| AGE BY SEX | READ IN TONGAN | | | | | READ IN ENGLISH | | | | | READ OTHER LANGUAGE | | | | |
|---------------|----------------|---------------|-----------------------|---------------------------|------------------|-----------------|---------------|-----------------------|---------------------------|------------------|---------------------|---------------|-----------------------|---------------------------|------------------|
| | Total | No difficulty | Yes Some difficulties | Yes a lot of difficulties | Cannot do at all | Total | No difficulty | Yes Some difficulties | Yes a lot of difficulties | Cannot do at all | Total | No difficulty | Yes Some difficulties | Yes a lot of difficulties | Cannot do at all |
| Total | 85,413 | 76,206 | 5,471 | 2,045 | 1,691 | 85,413 | 43,585 | 21,959 | 11,987 | 7,882 | 85,413 | 5,390 | 2,706 | 2,659 | 74,658 |
| 5 - 9 | 11,915 | 6,545 | 2,943 | 1,404 | 1,023 | 11,915 | 1,672 | 2,404 | 3,360 | 4,479 | 11,915 | 319 | 316 | 379 | 10,901 |
| 10 - 14 | 11,656 | 10,704 | 762 | 128 | 62 | 11,656 | 4,922 | 4,623 | 1,928 | 183 | 11,656 | 597 | 401 | 356 | 10,302 |
| 15 - 19 | 10,292 | 9,961 | 207 | 68 | 56 | 10,292 | 7,003 | 2,490 | 631 | 168 | 10,292 | 729 | 313 | 335 | 8,915 |
| 20 - 24 | 8,027 | 7,791 | 127 | 38 | 71 | 8,027 | 5,650 | 1,646 | 569 | 162 | 8,027 | 634 | 254 | 249 | 6,890 |
| 25 - 29 | 6,348 | 6,185 | 82 | 28 | 53 | 6,348 | 4,438 | 1,358 | 409 | 143 | 6,348 | 532 | 189 | 208 | 5,419 |
| 30 - 34 | 6,248 | 6,078 | 103 | 26 | 41 | 6,248 | 4,216 | 1,407 | 479 | 146 | 6,248 | 508 | 203 | 186 | 5,351 |
| 35 - 39 | 5,397 | 5,247 | 90 | 26 | 34 | 5,397 | 3,446 | 1,334 | 464 | 153 | 5,397 | 407 | 179 | 154 | 4,657 |
| 40 - 44 | 4,960 | 4,756 | 124 | 30 | 50 | 4,960 | 2,979 | 1,277 | 515 | 189 | 4,960 | 361 | 157 | 131 | 4,311 |
| 45 - 49 | 4,960 | 4,761 | 121 | 29 | 49 | 4,960 | 2,801 | 1,357 | 587 | 215 | 4,960 | 369 | 157 | 138 | 4,296 |
| 50 - 54 | 3,970 | 3,798 | 96 | 25 | 51 | 3,970 | 2,115 | 1,089 | 546 | 220 | 3,970 | 283 | 130 | 120 | 3,437 |
| 55 - 59 | 3,110 | 2,939 | 104 | 28 | 39 | 3,110 | 1,523 | 834 | 500 | 253 | 3,110 | 210 | 126 | 116 | 2,658 |
| 60 - 64 | 2,574 | 2,382 | 132 | 32 | 28 | 2,574 | 1,083 | 674 | 513 | 304 | 2,574 | 166 | 86 | 73 | 2,249 |
| 65 - 69 | 1,976 | 1,786 | 137 | 30 | 23 | 1,976 | 712 | 511 | 460 | 293 | 1,976 | 94 | 60 | 64 | 1,758 |
| 70 - 74 | 1,574 | 1,355 | 156 | 37 | 26 | 1,574 | 454 | 418 | 408 | 294 | 1,574 | 86 | 46 | 61 | 1,381 |
| 75+ | 2,406 | 1,918 | 287 | 116 | 85 | 2,406 | 571 | 537 | 618 | 680 | 2,406 | 95 | 89 | 89 | 2,133 |
| Male | 42,284 | 37,356 | 2,957 | 1,095 | 876 | 42,284 | 20,183 | 11,499 | 6,502 | 4,100 | 42,284 | 2,538 | 1,338 | 1,304 | 37,104 |
| 5 - 9 | 6,278 | 3,339 | 1,628 | 778 | 533 | 6,278 | 819 | 1,206 | 1,779 | 2,474 | 6,278 | 156 | 165 | 192 | 5,765 |
| 10 - 14 | 6,016 | 5,509 | 417 | 59 | 31 | 6,016 | 2,335 | 2,464 | 1,118 | 99 | 6,016 | 286 | 192 | 203 | 5,335 |
| 15 - 19 | 5,328 | 5,123 | 133 | 41 | 31 | 5,328 | 3,282 | 1,502 | 439 | 105 | 5,328 | 353 | 151 | 166 | 4,658 |
| 20 - 24 | 3,999 | 3,861 | 75 | 21 | 42 | 3,999 | 2,560 | 963 | 378 | 98 | 3,999 | 291 | 128 | 110 | 3,470 |
| 25 - 29 | 3,035 | 2,938 | 48 | 20 | 29 | 3,035 | 1,980 | 721 | 248 | 86 | 3,035 | 255 | 87 | 107 | 2,586 |
| 30 - 34 | 2,854 | 2,769 | 56 | 9 | 20 | 2,854 | 1,744 | 756 | 278 | 76 | 2,854 | 198 | 90 | 90 | 2,476 |
| 35 - 39 | 2,556 | 2,468 | 53 | 15 | 20 | 2,556 | 1,510 | 668 | 284 | 94 | 2,556 | 196 | 82 | 66 | 2,212 |
| 40 - 44 | 2,352 | 2,245 | 60 | 18 | 29 | 2,352 | 1,350 | 632 | 273 | 97 | 2,352 | 160 | 77 | 58 | 2,057 |
| 45 - 49 | 2,461 | 2,351 | 71 | 15 | 24 | 2,461 | 1,381 | 671 | 297 | 112 | 2,461 | 191 | 88 | 70 | 2,112 |
| 50 - 54 | 2,015 | 1,913 | 54 | 16 | 32 | 2,015 | 1,064 | 546 | 296 | 109 | 2,015 | 142 | 71 | 60 | 1,742 |
| 55 - 59 | 1,495 | 1,417 | 44 | 17 | 17 | 1,495 | 757 | 381 | 239 | 118 | 1,495 | 96 | 68 | 56 | 1,275 |
| 60 - 64 | 1,223 | 1,120 | 72 | 11 | 20 | 1,223 | 534 | 307 | 246 | 136 | 1,223 | 76 | 46 | 36 | 1,065 |
| 65 - 69 | 930 | 834 | 69 | 15 | 12 | 930 | 361 | 246 | 193 | 130 | 930 | 46 | 31 | 27 | 826 |
| 70 - 74 | 716 | 625 | 69 | 11 | 11 | 716 | 230 | 198 | 179 | 109 | 716 | 42 | 21 | 32 | 621 |
| 75+ | 1,026 | 844 | 108 | 49 | 25 | 1,026 | 276 | 238 | 255 | 257 | 1,026 | 50 | 41 | 31 | 904 |
| Female | 43,129 | 38,850 | 2,514 | 950 | 815 | 43,129 | 23,402 | 10,460 | 5,485 | 3,782 | 43,129 | 2,852 | 1,368 | 1,355 | 37,554 |
| 5 - 9 | 5,637 | 3,206 | 1,315 | 626 | 490 | 5,637 | 853 | 1,198 | 1,581 | 2,005 | 5,637 | 163 | 151 | 187 | 5,136 |

| AGE by SEX | READ IN TONGAN | | | | | READ IN ENGLISH | | | | | READ OTHER LANGUAGE | | | | |
|------------|----------------|---------------|-----------------------|---------------------------|------------------|-----------------|---------------|-----------------------|---------------------------|------------------|---------------------|---------------|-----------------------|---------------------------|------------------|
| | Total | No difficulty | Yes Some difficulties | Yes a lot of difficulties | Cannot do at all | Total | No difficulty | Yes Some difficulties | Yes a lot of difficulties | Cannot do at all | Total | No difficulty | Yes Some difficulties | Yes a lot of difficulties | Cannot do at all |
| 10 - 14 | 5,640 | 5,195 | 345 | 69 | 31 | 5,640 | 2,587 | 2,159 | 810 | 84 | 5,640 | 311 | 209 | 153 | 4,967 |
| 15 - 19 | 4,964 | 4,838 | 74 | 27 | 25 | 4,964 | 3,721 | 988 | 192 | 63 | 4,964 | 376 | 162 | 169 | 4,257 |
| 20 - 24 | 4,028 | 3,930 | 52 | 17 | 29 | 4,028 | 3,090 | 683 | 191 | 64 | 4,028 | 343 | 126 | 139 | 3,420 |
| 25 - 29 | 3,313 | 3,247 | 34 | 8 | 24 | 3,313 | 2,458 | 637 | 161 | 57 | 3,313 | 277 | 102 | 101 | 2,833 |
| 30 - 34 | 3,394 | 3,309 | 47 | 17 | 21 | 3,394 | 2,472 | 651 | 201 | 70 | 3,394 | 310 | 113 | 96 | 2,875 |
| 35 - 39 | 2,841 | 2,779 | 37 | 11 | 14 | 2,841 | 1,936 | 666 | 180 | 59 | 2,841 | 211 | 97 | 88 | 2,445 |
| 40 - 44 | 2,608 | 2,511 | 64 | 12 | 21 | 2,608 | 1,629 | 645 | 242 | 92 | 2,608 | 201 | 80 | 73 | 2,254 |
| 45 - 49 | 2,499 | 2,410 | 50 | 14 | 25 | 2,499 | 1,420 | 686 | 290 | 103 | 2,499 | 178 | 69 | 68 | 2,184 |
| 50 - 54 | 1,955 | 1,885 | 42 | 9 | 19 | 1,955 | 1,051 | 543 | 250 | 111 | 1,955 | 141 | 59 | 60 | 1,695 |
| 55 - 59 | 1,615 | 1,522 | 60 | 11 | 22 | 1,615 | 766 | 453 | 261 | 135 | 1,615 | 114 | 58 | 60 | 1,383 |
| 60 - 64 | 1,351 | 1,262 | 60 | 21 | 8 | 1,351 | 549 | 367 | 267 | 168 | 1,351 | 90 | 40 | 37 | 1,184 |
| 65 - 69 | 1,046 | 952 | 68 | 15 | 11 | 1,046 | 351 | 265 | 267 | 163 | 1,046 | 48 | 29 | 37 | 932 |
| 70 - 74 | 858 | 730 | 87 | 26 | 15 | 858 | 224 | 220 | 229 | 185 | 858 | 44 | 25 | 29 | 760 |
| 75+ | 1,380 | 1,074 | 179 | 67 | 60 | 1,380 | 295 | 299 | 363 | 423 | 1,380 | 45 | 48 | 58 | 1,229 |

| AGE by SEX | WRITE IN TONGAN | | | | | WRITE IN ENGLISH | | | | | WRITE IN OTHER LANGUAGE | | | | |
|--------------|-----------------|---------------|-----------------------|---------------------------|------------------|------------------|---------------|-----------------------|---------------------------|------------------|-------------------------|---------------|-----------------------|---------------------------|------------------|
| | Total | No difficulty | Yes Some difficulties | Yes a lot of difficulties | Cannot do at all | Total | No difficulty | Yes Some difficulties | Yes a lot of difficulties | Cannot do at all | Total | No difficulty | Yes Some difficulties | Yes a lot of difficulties | Cannot do at all |
| Total | 85,413 | 74,140 | 6,751 | 2,331 | 2,191 | 85,413 | 40,413 | 22,143 | 13,834 | 9,023 | 85,413 | 4,533 | 2,533 | 2,512 | 75,835 |
| 5 - 9 | 11,915 | 6,210 | 3,145 | 1,431 | 1,129 | 11,915 | 1,551 | 2,283 | 3,324 | 4,757 | 11,915 | 281 | 268 | 342 | 11,024 |
| 10 - 14 | 11,656 | 10,380 | 990 | 180 | 106 | 11,656 | 4,492 | 4,480 | 2,384 | 300 | 11,656 | 488 | 369 | 314 | 10,485 |
| 15 - 19 | 10,292 | 9,775 | 333 | 78 | 106 | 10,292 | 6,481 | 2,711 | 869 | 231 | 10,292 | 590 | 310 | 316 | 9,076 |
| 20 - 24 | 8,027 | 7,647 | 231 | 51 | 98 | 8,027 | 5,322 | 1,750 | 747 | 208 | 8,027 | 515 | 243 | 239 | 7,030 |
| 25 - 29 | 6,348 | 6,070 | 154 | 41 | 83 | 6,348 | 4,124 | 1,486 | 562 | 176 | 6,348 | 454 | 188 | 204 | 5,502 |
| 30 - 34 | 6,248 | 5,943 | 178 | 45 | 82 | 6,248 | 3,889 | 1,534 | 649 | 176 | 6,248 | 417 | 203 | 197 | 5,431 |
| 35 - 39 | 5,397 | 5,146 | 157 | 34 | 60 | 5,397 | 3,181 | 1,391 | 603 | 222 | 5,397 | 354 | 157 | 168 | 4,718 |
| 40 - 44 | 4,960 | 4,686 | 153 | 45 | 76 | 4,960 | 2,737 | 1,321 | 558 | 244 | 4,960 | 321 | 129 | 142 | 4,368 |
| 45 - 49 | 4,960 | 4,662 | 189 | 42 | 67 | 4,960 | 2,599 | 1,364 | 713 | 284 | 4,960 | 332 | 156 | 123 | 4,349 |
| 50 - 54 | 3,970 | 3,723 | 137 | 37 | 73 | 3,970 | 1,959 | 1,059 | 673 | 279 | 3,970 | 232 | 125 | 108 | 3,505 |
| 55 - 59 | 3,110 | 2,861 | 156 | 46 | 47 | 3,110 | 1,435 | 800 | 558 | 317 | 3,110 | 168 | 120 | 103 | 2,719 |
| 60 - 64 | 2,574 | 2,292 | 180 | 45 | 57 | 2,574 | 1,005 | 629 | 571 | 369 | 2,574 | 137 | 88 | 68 | 2,281 |
| 65 - 69 | 1,976 | 1,722 | 161 | 49 | 44 | 1,976 | 678 | 480 | 472 | 346 | 1,976 | 86 | 56 | 59 | 1,775 |
| 70 - 74 | 1,574 | 1,294 | 193 | 46 | 41 | 1,574 | 434 | 375 | 416 | 349 | 1,574 | 67 | 54 | 51 | 1,402 |
| 75+ | 2,406 | 1,729 | 394 | 161 | 122 | 2,406 | 526 | 480 | 635 | 765 | 2,406 | 91 | 67 | 78 | 2,170 |
| Male | 42,284 | 36,279 | 3,600 | 1,248 | 1,157 | 42,284 | 18,711 | 11,339 | 7,503 | 4,731 | 42,284 | 2,172 | 1,241 | 1,223 | 37,648 |

| AGE by SEX | WRITE IN TONGAN | | | | | WRITE IN ENGLISH | | | | | WRITE IN OTHER LANGUAGE | | | | |
|---------------|-----------------|---------------|-----------------------|---------------------------|------------------|------------------|---------------|-----------------------|---------------------------|------------------|-------------------------|---------------|-----------------------|---------------------------|------------------|
| | Total | No difficulty | Yes Some difficulties | Yes a lot of difficulties | Cannot do at all | Total | No difficulty | Yes Some difficulties | Yes a lot of difficulties | Cannot do at all | Total | No difficulty | Yes Some difficulties | Yes a lot of difficulties | Cannot do at all |
| | 5 - 9 | 6,278 | 3,149 | 1,728 | 788 | 613 | 6,278 | 753 | 1,143 | 1,760 | 2,622 | 6,278 | 143 | 127 | 176 |
| 10 - 14 | 6,016 | 5,342 | 524 | 94 | 56 | 6,016 | 2,161 | 2,312 | 1,374 | 169 | 6,016 | 245 | 175 | 177 | 5,419 |
| 15 - 19 | 5,328 | 5,014 | 208 | 42 | 64 | 5,328 | 3,029 | 1,570 | 583 | 146 | 5,328 | 281 | 151 | 147 | 4,749 |
| 20 - 24 | 3,999 | 3,777 | 145 | 26 | 51 | 3,999 | 2,403 | 984 | 483 | 129 | 3,999 | 235 | 122 | 108 | 3,534 |
| 25 - 29 | 3,035 | 2,871 | 91 | 30 | 43 | 3,035 | 1,837 | 739 | 347 | 112 | 3,035 | 215 | 80 | 110 | 2,630 |
| 30 - 34 | 2,854 | 2,698 | 88 | 26 | 42 | 2,854 | 1,605 | 777 | 373 | 99 | 2,854 | 164 | 99 | 88 | 2,503 |
| 35 - 39 | 2,556 | 2,401 | 94 | 24 | 37 | 2,556 | 1,372 | 691 | 355 | 138 | 2,556 | 169 | 74 | 75 | 2,238 |
| 40 - 44 | 2,352 | 2,206 | 78 | 26 | 42 | 2,352 | 1,244 | 644 | 334 | 130 | 2,352 | 154 | 58 | 63 | 2,077 |
| 45 - 49 | 2,461 | 2,302 | 99 | 22 | 38 | 2,461 | 1,269 | 673 | 367 | 152 | 2,461 | 169 | 89 | 64 | 2,139 |
| 50 - 54 | 2,015 | 1,876 | 77 | 19 | 43 | 2,015 | 999 | 520 | 360 | 136 | 2,015 | 124 | 72 | 52 | 1,767 |
| 55 - 59 | 1,495 | 1,373 | 69 | 29 | 24 | 1,495 | 722 | 362 | 257 | 154 | 1,495 | 84 | 61 | 52 | 1,298 |
| 60 - 64 | 1,223 | 1,085 | 90 | 16 | 32 | 1,223 | 504 | 284 | 269 | 166 | 1,223 | 67 | 46 | 31 | 1,079 |
| 65 - 69 | 930 | 821 | 67 | 24 | 18 | 930 | 344 | 240 | 193 | 153 | 930 | 37 | 33 | 26 | 834 |
| 70 - 74 | 716 | 602 | 78 | 17 | 19 | 716 | 219 | 178 | 188 | 131 | 716 | 37 | 25 | 25 | 629 |
| 75+ | 1,026 | 762 | 164 | 65 | 35 | 1,026 | 250 | 222 | 260 | 294 | 1,026 | 48 | 29 | 29 | 920 |
| Female | | | | | | | | | | | | | | | |
| Total | 43,129 | 37,861 | 3,151 | 1,083 | 1,034 | 43,129 | 21,702 | 10,804 | 6,331 | 4,292 | 43,129 | 2,361 | 1,292 | 1,289 | 38,187 |
| 5 - 9 | 5,637 | 3,061 | 1,417 | 643 | 516 | 5,637 | 798 | 1,140 | 1,564 | 2,135 | 5,637 | 138 | 141 | 166 | 5,192 |
| 10 - 14 | 5,640 | 5,038 | 466 | 86 | 50 | 5,640 | 2,331 | 2,168 | 1,010 | 131 | 5,640 | 243 | 194 | 137 | 5,066 |
| 15 - 19 | 4,964 | 4,761 | 125 | 36 | 42 | 4,964 | 3,452 | 1,141 | 286 | 85 | 4,964 | 309 | 159 | 169 | 4,327 |
| 20 - 24 | 4,028 | 3,870 | 86 | 25 | 47 | 4,028 | 2,919 | 766 | 264 | 79 | 4,028 | 280 | 121 | 131 | 3,496 |
| 25 - 29 | 3,313 | 3,199 | 63 | 11 | 40 | 3,313 | 2,287 | 747 | 215 | 64 | 3,313 | 239 | 108 | 94 | 2,872 |
| 30 - 34 | 3,394 | 3,245 | 90 | 19 | 40 | 3,394 | 2,284 | 757 | 276 | 77 | 3,394 | 253 | 104 | 109 | 2,928 |
| 35 - 39 | 2,841 | 2,745 | 63 | 10 | 23 | 2,841 | 1,809 | 700 | 248 | 84 | 2,841 | 185 | 83 | 93 | 2,480 |
| 40 - 44 | 2,608 | 2,480 | 75 | 19 | 34 | 2,608 | 1,493 | 677 | 324 | 114 | 2,608 | 167 | 71 | 79 | 2,291 |
| 45 - 49 | 2,499 | 2,360 | 90 | 20 | 29 | 2,499 | 1,330 | 691 | 346 | 132 | 2,499 | 163 | 67 | 59 | 2,210 |
| 50 - 54 | 1,955 | 1,847 | 60 | 18 | 30 | 1,955 | 960 | 539 | 313 | 143 | 1,955 | 108 | 53 | 56 | 1,738 |
| 55 - 59 | 1,615 | 1,488 | 87 | 17 | 23 | 1,615 | 713 | 438 | 301 | 163 | 1,615 | 84 | 59 | 51 | 1,421 |
| 60 - 64 | 1,351 | 1,207 | 90 | 29 | 25 | 1,351 | 501 | 345 | 302 | 203 | 1,351 | 70 | 42 | 37 | 1,202 |
| 65 - 69 | 1,046 | 901 | 94 | 25 | 26 | 1,046 | 334 | 240 | 279 | 193 | 1,046 | 49 | 23 | 33 | 941 |
| 70 - 74 | 858 | 692 | 115 | 29 | 22 | 858 | 215 | 197 | 228 | 218 | 858 | 30 | 29 | 26 | 773 |
| 75+ | 1,380 | 967 | 230 | 96 | 87 | 1,380 | 276 | 258 | 375 | 471 | 1,380 | 43 | 38 | 49 | 1,250 |

Table G 52: Total population aged 5 and older by literacy, age groups, division and sex

| Age Group | Total | | Tongan language only | | English language only | | Other language only | | Both Tongan & English | | Both Tongan & Other languages | | Both English & Other languages | | All languages (Tongan, English & other) | | None (neither Tongan, English nor other) | | | | | | | | | | |
|------------------|---------------|---------------|----------------------|--------------|-----------------------|--------------|---------------------|------------|-----------------------|------------|-------------------------------|---------------|--------------------------------|---------------|---|-----------|--|------------|------------|------------|--------------|--------------|--------------|--------------|--------------|------------|-----|
| | T | M | T | M | T | M | T | M | T | M | T | M | T | M | T | M | T | M | F | | | | | | | | |
| Tonga | 87,774 | 43,546 | 7,652 | 4,013 | 3,639 | 652 | 337 | 315 | 241 | 148 | 93 | 67,416 | 33,229 | 34,187 | 105 | 51 | 54 | 474 | 255 | 219 | 9,265 | 4,473 | 4,792 | 1,969 | 1,040 | 979 | |
| 5-9 | 12,149 | 6,416 | 5,733 | 3,915 | 2,164 | 1,751 | 149 | 84 | 65 | 3 | 2 | 1 | 6,095 | 3,122 | 2,973 | 18 | 8 | 10 | 36 | 18 | 18 | 787 | 396 | 391 | 1,146 | 622 | 524 |
| 10-14 | 11,873 | 6,133 | 5,740 | 266 | 152 | 114 | 69 | 29 | 40 | 0 | 0 | 10,341 | 5,350 | 4,991 | 6 | 3 | 3 | 16 | 9 | 7 | 1,112 | 557 | 555 | 63 | 33 | 30 | |
| 15-19 | 10,493 | 5,442 | 5,051 | 183 | 125 | 58 | 59 | 38 | 21 | 16 | 9 | 8,987 | 4,670 | 4,317 | 7 | 2 | 5 | 23 | 14 | 9 | 1,157 | 553 | 604 | 61 | 31 | 30 | |
| 20-24 | 8,202 | 4,085 | 4,117 | 160 | 98 | 62 | 44 | 17 | 27 | 14 | 11 | 6,903 | 3,443 | 3,460 | 8 | 4 | 4 | 30 | 15 | 15 | 974 | 456 | 518 | 69 | 41 | 28 | |
| 25-29 | 6,585 | 3,126 | 3,459 | 132 | 84 | 48 | 48 | 18 | 30 | 24 | 13 | 5,410 | 2,548 | 2,862 | 9 | 4 | 5 | 58 | 28 | 30 | 843 | 394 | 449 | 61 | 37 | 24 | |
| 30-34 | 6,490 | 2,977 | 3,513 | 153 | 84 | 69 | 56 | 26 | 30 | 34 | 21 | 5,315 | 2,438 | 2,877 | 6 | 4 | 2 | 52 | 24 | 28 | 823 | 352 | 471 | 51 | 28 | 23 | |
| 35-39 | 5,605 | 2,673 | 2,932 | 188 | 119 | 69 | 27 | 17 | 10 | 30 | 20 | 4,572 | 2,132 | 2,440 | 9 | 4 | 5 | 47 | 20 | 27 | 679 | 331 | 348 | 53 | 30 | 23 | |
| 40-44 | 5,157 | 2,455 | 2,702 | 197 | 107 | 90 | 39 | 21 | 18 | 29 | 16 | 4,174 | 1,974 | 2,200 | 12 | 8 | 4 | 54 | 30 | 24 | 586 | 263 | 323 | 66 | 36 | 30 | |
| 45-49 | 5,132 | 2,559 | 2,573 | 249 | 130 | 119 | 35 | 16 | 19 | 40 | 26 | 4,107 | 2,011 | 2,096 | 7 | 5 | 2 | 35 | 24 | 11 | 602 | 316 | 286 | 57 | 31 | 26 | |
| 50-54 | 4,119 | 2,103 | 2,016 | 232 | 106 | 126 | 27 | 16 | 11 | 26 | 15 | 3,266 | 1,657 | 1,609 | 5 | 3 | 2 | 38 | 23 | 15 | 466 | 246 | 220 | 59 | 37 | 22 | |
| 55-60 | 3,231 | 1,554 | 1,677 | 294 | 146 | 148 | 29 | 15 | 14 | 6 | 4 | 2,424 | 1,152 | 1,272 | 4 | 1 | 3 | 32 | 18 | 14 | 399 | 199 | 200 | 43 | 19 | 24 | |
| 60-64 | 2,680 | 1,286 | 1,394 | 337 | 145 | 192 | 28 | 14 | 14 | 13 | 8 | 1,940 | 929 | 1,011 | 1 | 1 | 0 | 27 | 16 | 11 | 289 | 146 | 143 | 45 | 27 | 18 | |
| 65-69 | 2,021 | 960 | 1,061 | 335 | 149 | 186 | 18 | 11 | 7 | 2 | 1 | 1,435 | 688 | 747 | 0 | 0 | 0 | 17 | 9 | 8 | 180 | 86 | 94 | 34 | 16 | 18 | |
| 70-74 | 1,595 | 731 | 864 | 330 | 127 | 203 | 10 | 6 | 4 | 2 | 2 | 1,052 | 496 | 556 | 6 | 2 | 4 | 4 | 3 | 1 | 151 | 77 | 74 | 40 | 18 | 22 | |
| 75+ | 2,442 | 1,046 | 1,396 | 681 | 277 | 404 | 14 | 9 | 5 | 2 | 0 | 1,395 | 619 | 776 | 7 | 2 | 5 | 5 | 4 | 1 | 217 | 101 | 116 | 121 | 34 | 87 | |
| Tongatapu | 65,016 | 32,093 | 32,923 | 5,020 | 2,584 | 2,436 | 527 | 278 | 249 | 200 | 123 | 49,609 | 24,369 | 25,240 | 95 | 45 | 50 | 426 | 228 | 198 | 7,731 | 3,720 | 4,011 | 1,408 | 746 | 662 | |
| 5-9 | 8,865 | 4,683 | 4,182 | 2,630 | 1,420 | 1,210 | 125 | 70 | 55 | 2 | 1 | 4,560 | 2,376 | 2,184 | 16 | 7 | 9 | 33 | 18 | 15 | 659 | 331 | 328 | 840 | 460 | 380 | |
| 10-14 | 8,615 | 4,405 | 4,210 | 195 | 110 | 85 | 49 | 21 | 28 | 0 | 0 | 7,403 | 3,794 | 3,609 | 6 | 3 | 3 | 16 | 9 | 7 | 897 | 439 | 458 | 49 | 29 | 20 | |
| 15-19 | 7,767 | 4,036 | 3,731 | 124 | 88 | 36 | 46 | 30 | 16 | 9 | 6 | 6,560 | 3,415 | 3,145 | 6 | 1 | 5 | 22 | 14 | 8 | 955 | 459 | 496 | 45 | 23 | 22 | |
| 20-24 | 6,466 | 3,190 | 3,276 | 109 | 64 | 45 | 36 | 15 | 21 | 12 | 9 | 5,404 | 2,677 | 2,727 | 7 | 3 | 4 | 27 | 13 | 14 | 829 | 387 | 442 | 42 | 22 | 20 | |
| 25-29 | 5,114 | 2,471 | 2,643 | 89 | 57 | 32 | 42 | 16 | 26 | 18 | 10 | 4,136 | 1,978 | 2,158 | 9 | 4 | 5 | 50 | 24 | 26 | 730 | 357 | 373 | 40 | 25 | 15 | |
| 30-34 | 4,990 | 2,298 | 2,692 | 108 | 61 | 47 | 50 | 25 | 25 | 28 | 17 | 4,016 | 1,852 | 2,164 | 5 | 3 | 2 | 46 | 21 | 25 | 694 | 296 | 398 | 43 | 23 | 20 | |
| 35-39 | 4,227 | 1,996 | 2,231 | 119 | 73 | 46 | 22 | 15 | 7 | 24 | 17 | 3,382 | 1,560 | 1,822 | 8 | 4 | 4 | 44 | 19 | 25 | 590 | 286 | 304 | 38 | 22 | 16 | |
| 40-44 | 3,769 | 1,776 | 1,993 | 139 | 78 | 61 | 30 | 19 | 11 | 22 | 12 | 2,976 | 1,382 | 1,594 | 12 | 8 | 4 | 50 | 27 | 23 | 485 | 221 | 264 | 55 | 29 | 26 | |
| 45-49 | 3,734 | 1,840 | 1,894 | 148 | 74 | 74 | 25 | 12 | 13 | 38 | 24 | 2,957 | 1,436 | 1,521 | 6 | 4 | 2 | 29 | 20 | 9 | 486 | 248 | 238 | 45 | 22 | 23 | |

| Age Group | Total | | Tongan language only | | English language only | | Other language only | | Both Tongan & English | | Both Tongan & Other languages | | Both English & Other languages | | All languages (Tongan, English & other) | | None (neither Tongan, English nor other) | | | | | | | | | | |
|----------------|---------------|--------------|----------------------|--------------|-----------------------|------------|---------------------|-----------|-----------------------|-----------|-------------------------------|----------|--------------------------------|--------------|---|----------|--|----------|-----------|-----------|-----------|--------------|------------|------------|------------|------------|------------|
| | T | M | T | M | T | M | T | M | T | M | T | M | T | M | T | M | T | M | F | | | | | | | | |
| | F | | F | | F | | F | | F | | F | | F | | F | | F | | | | | | | | | | |
| 50-54 | 2,991 | 1,517 | 1,474 | 134 | 64 | 70 | 20 | 12 | 8 | 26 | 15 | 11 | 2,338 | 1,172 | 1,166 | 5 | 3 | 2 | 38 | 23 | 15 | 393 | 205 | 188 | 37 | 23 | 14 |
| 55-60 | 2,327 | 1,103 | 1,224 | 178 | 82 | 96 | 23 | 11 | 12 | 5 | 3 | 2 | 1,729 | 815 | 914 | 4 | 1 | 3 | 28 | 15 | 13 | 327 | 162 | 165 | 33 | 14 | 19 |
| 60-64 | 1,924 | 917 | 1,007 | 205 | 87 | 118 | 25 | 11 | 14 | 12 | 7 | 5 | 1,397 | 668 | 729 | 1 | 1 | 0 | 24 | 15 | 9 | 236 | 115 | 121 | 24 | 13 | 11 |
| 65-69 | 1,398 | 643 | 755 | 206 | 89 | 117 | 13 | 8 | 5 | 1 | 0 | 1 | 997 | 462 | 535 | 0 | 0 | 0 | 14 | 6 | 8 | 147 | 69 | 78 | 20 | 9 | 11 |
| 70-74 | 1,129 | 505 | 624 | 206 | 70 | 136 | 9 | 5 | 4 | 2 | 2 | 0 | 756 | 352 | 404 | 4 | 1 | 3 | 2 | 1 | 1 | 126 | 64 | 62 | 24 | 10 | 14 |
| 75+ | 1,700 | 713 | 987 | 430 | 167 | 263 | 12 | 8 | 4 | 1 | 0 | 1 | 998 | 430 | 568 | 6 | 2 | 4 | 3 | 3 | 0 | 177 | 81 | 96 | 73 | 22 | 51 |
| Vava'u | 12,036 | 5,988 | 6,048 | 1,290 | 701 | 589 | 90 | 45 | 45 | 14 | 9 | 5 | 9,153 | 4,494 | 4,659 | 5 | 3 | 2 | 33 | 20 | 13 | 1,140 | 554 | 586 | 311 | 162 | 149 |
| 5-9 | 1,759 | 925 | 834 | 640 | 367 | 273 | 22 | 13 | 9 | 0 | 0 | 0 | 845 | 403 | 442 | 0 | 0 | 0 | 1 | 0 | 1 | 88 | 47 | 41 | 163 | 95 | 68 |
| 10-14 | 1,752 | 945 | 807 | 37 | 20 | 17 | 10 | 3 | 7 | 0 | 0 | 0 | 1,534 | 827 | 707 | 0 | 0 | 0 | 0 | 0 | 0 | 162 | 93 | 69 | 9 | 2 | 7 |
| 15-19 | 1,464 | 742 | 722 | 26 | 16 | 10 | 9 | 5 | 4 | 1 | 0 | 1 | 1,264 | 651 | 613 | 1 | 1 | 0 | 1 | 0 | 1 | 153 | 66 | 87 | 9 | 3 | 6 |
| 20-24 | 923 | 435 | 488 | 21 | 15 | 6 | 3 | 1 | 2 | 1 | 1 | 0 | 769 | 355 | 414 | 1 | 1 | 0 | 2 | 2 | 0 | 115 | 52 | 63 | 11 | 8 | 3 |
| 25-29 | 728 | 315 | 413 | 18 | 12 | 6 | 4 | 1 | 3 | 1 | 0 | 1 | 617 | 268 | 349 | 0 | 0 | 0 | 5 | 3 | 2 | 76 | 26 | 50 | 7 | 5 | 2 |
| 30-34 | 763 | 340 | 423 | 23 | 15 | 8 | 4 | 1 | 3 | 3 | 3 | 0 | 629 | 276 | 353 | 0 | 0 | 0 | 4 | 1 | 3 | 95 | 41 | 54 | 5 | 3 | 2 |
| 35-39 | 685 | 337 | 348 | 35 | 23 | 12 | 3 | 1 | 2 | 1 | 0 | 1 | 573 | 277 | 296 | 0 | 0 | 0 | 1 | 0 | 1 | 61 | 30 | 31 | 11 | 6 | 5 |
| 40-44 | 741 | 356 | 385 | 17 | 11 | 6 | 6 | 1 | 5 | 4 | 3 | 1 | 630 | 306 | 324 | 0 | 0 | 0 | 3 | 2 | 1 | 77 | 30 | 47 | 4 | 3 | 1 |
| 45-49 | 750 | 383 | 367 | 44 | 27 | 17 | 7 | 4 | 3 | 1 | 1 | 0 | 609 | 300 | 309 | 1 | 1 | 0 | 3 | 3 | 0 | 80 | 44 | 36 | 5 | 3 | 2 |
| 50-54 | 606 | 318 | 288 | 48 | 19 | 29 | 6 | 4 | 2 | 0 | 0 | 0 | 477 | 249 | 228 | 0 | 0 | 0 | 0 | 0 | 0 | 62 | 36 | 26 | 13 | 10 | 3 |
| 55-60 | 460 | 227 | 233 | 50 | 29 | 21 | 6 | 4 | 2 | 0 | 0 | 0 | 340 | 161 | 179 | 0 | 0 | 0 | 4 | 3 | 1 | 54 | 28 | 26 | 6 | 2 | 4 |
| 60-64 | 391 | 181 | 210 | 70 | 32 | 38 | 2 | 2 | 0 | 0 | 0 | 0 | 265 | 117 | 148 | 0 | 0 | 0 | 2 | 0 | 2 | 41 | 24 | 17 | 11 | 6 | 5 |
| 65-69 | 351 | 177 | 174 | 69 | 30 | 39 | 5 | 3 | 2 | 1 | 1 | 0 | 237 | 123 | 114 | 0 | 0 | 0 | 3 | 3 | 0 | 27 | 13 | 14 | 9 | 4 | 5 |
| 70-74 | 245 | 123 | 122 | 56 | 26 | 30 | 1 | 1 | 0 | 0 | 0 | 0 | 157 | 81 | 76 | 1 | 0 | 1 | 2 | 2 | 0 | 17 | 10 | 7 | 11 | 3 | 8 |
| 75+ | 418 | 184 | 234 | 136 | 59 | 77 | 2 | 1 | 1 | 1 | 0 | 1 | 207 | 100 | 107 | 1 | 0 | 1 | 2 | 1 | 1 | 32 | 14 | 18 | 37 | 9 | 28 |
| Ha'apai | 5,349 | 2,744 | 2,605 | 776 | 424 | 352 | 22 | 8 | 14 | 18 | 11 | 7 | 4,174 | 2,116 | 2,058 | 4 | 3 | 1 | 9 | 3 | 6 | 212 | 96 | 116 | 134 | 83 | 51 |
| 5-9 | 786 | 433 | 353 | 327 | 198 | 129 | 2 | 1 | 1 | 1 | 1 | 0 | 359 | 184 | 175 | 1 | 1 | 0 | 2 | 0 | 2 | 25 | 8 | 17 | 69 | 40 | 29 |
| 10-14 | 696 | 372 | 324 | 28 | 19 | 9 | 5 | 2 | 3 | 0 | 0 | 0 | 637 | 338 | 299 | 0 | 0 | 0 | 0 | 0 | 0 | 24 | 12 | 12 | 2 | 1 | 1 |
| 15-19 | 616 | 328 | 288 | 29 | 19 | 10 | 2 | 1 | 1 | 6 | 3 | 3 | 550 | 289 | 261 | 0 | 0 | 0 | 0 | 0 | 0 | 26 | 13 | 13 | 3 | 3 | 0 |
| 20-24 | 416 | 234 | 182 | 22 | 13 | 9 | 4 | 1 | 3 | 1 | 1 | 0 | 360 | 199 | 161 | 0 | 0 | 0 | 0 | 0 | 0 | 17 | 11 | 6 | 12 | 9 | 3 |
| 25-29 | 384 | 181 | 203 | 22 | 14 | 8 | 2 | 1 | 1 | 3 | 2 | 1 | 324 | 154 | 170 | 0 | 0 | 0 | 3 | 1 | 2 | 23 | 5 | 18 | 7 | 4 | 3 |

| Age Group | Total | | Tongan language only | | | English language only | | | Other language only | | | Both Tongan & English | | | Both Tongan & Other languages | | | Both English & Other languages | | | All languages (Tongan, English & other) | | | None (neither Tongan, English nor other) | | | | |
|------------------|--------------|--------------|----------------------|------------|------------|-----------------------|----------|----------|---------------------|----------|----------|-----------------------|--------------|--------------|-------------------------------|----------|----------|--------------------------------|----------|----------|---|------------|-----------|--|-----------|-----------|-----------|---|
| | T | M | F | T | M | F | T | M | F | T | M | F | T | M | F | T | M | F | T | M | F | T | M | F | T | M | F | |
| | | | | | | | | | | | | | | | | | | | | | | | | | | | | |
| 30-34 | 375 | 164 | 211 | 15 | 6 | 9 | 1 | 0 | 1 | 1 | 1 | 0 | 333 | 147 | 186 | 1 | 1 | 0 | 0 | 0 | 0 | 21 | 7 | 14 | 3 | 2 | 1 | |
| 35-39 | 370 | 189 | 181 | 21 | 14 | 7 | 2 | 1 | 1 | 2 | 1 | 1 | 322 | 161 | 161 | 1 | 0 | 1 | 2 | 1 | 1 | 18 | 10 | 8 | 2 | 1 | 1 | |
| 40-44 | 337 | 165 | 172 | 26 | 10 | 16 | 3 | 1 | 2 | 2 | 0 | 2 | 288 | 145 | 143 | 0 | 0 | 0 | 0 | 0 | 0 | 12 | 5 | 7 | 6 | 4 | 2 | |
| 45-49 | 312 | 161 | 151 | 36 | 18 | 18 | 1 | 0 | 1 | 1 | 1 | 0 | 254 | 129 | 125 | 0 | 0 | 0 | 2 | 1 | 1 | 13 | 8 | 5 | 5 | 4 | 1 | |
| 50-54 | 243 | 128 | 115 | 30 | 16 | 14 | 0 | 0 | 0 | 0 | 0 | 0 | 205 | 108 | 97 | 0 | 0 | 0 | 0 | 0 | 0 | 3 | 2 | 1 | 5 | 2 | 3 | |
| 55-60 | 215 | 108 | 107 | 43 | 21 | 22 | 0 | 0 | 0 | 1 | 1 | 0 | 157 | 80 | 77 | 0 | 0 | 0 | 0 | 0 | 0 | 11 | 4 | 7 | 3 | 2 | 1 | |
| 60-64 | 180 | 93 | 87 | 36 | 16 | 20 | 0 | 0 | 0 | 0 | 0 | 0 | 129 | 66 | 63 | 0 | 0 | 0 | 0 | 0 | 0 | 7 | 5 | 2 | 8 | 6 | 2 | |
| 65-69 | 145 | 70 | 75 | 38 | 19 | 19 | 0 | 0 | 0 | 0 | 0 | 0 | 102 | 48 | 54 | 0 | 0 | 0 | 0 | 0 | 0 | 3 | 2 | 1 | 2 | 1 | 1 | |
| 70-74 | 117 | 50 | 67 | 38 | 16 | 22 | 0 | 0 | 0 | 0 | 0 | 0 | 68 | 27 | 41 | 1 | 1 | 0 | 0 | 0 | 6 | 2 | 4 | 4 | 4 | 4 | 0 | |
| 75+ | 157 | 68 | 89 | 65 | 25 | 40 | 0 | 0 | 0 | 0 | 0 | 0 | 86 | 41 | 45 | 0 | 0 | 0 | 0 | 0 | 0 | 3 | 2 | 1 | 3 | 0 | 3 | |
| 'Eua | 4,281 | 2,140 | 2,141 | 400 | 222 | 178 | 9 | 3 | 6 | 8 | 4 | 4 | 3,714 | 1,844 | 1,870 | 0 | 0 | 0 | 4 | 2 | 2 | 58 | 32 | 26 | 88 | 33 | 55 | |
| 5-9 | 610 | 309 | 301 | 266 | 155 | 111 | 4 | 2 | 2 | 0 | 0 | 0 | 277 | 132 | 145 | 0 | 0 | 0 | 0 | 0 | 0 | 3 | 1 | 2 | 64 | 21 | 43 | |
| 10-14 | 651 | 321 | 330 | 2 | 1 | 1 | 1 | 1 | 0 | 0 | 0 | 0 | 639 | 317 | 322 | 0 | 0 | 0 | 0 | 0 | 0 | 3 | 0 | 3 | 3 | 3 | 1 | 2 |
| 15-19 | 521 | 264 | 257 | 3 | 1 | 2 | 1 | 0 | 1 | 0 | 0 | 0 | 511 | 259 | 252 | 0 | 0 | 0 | 0 | 0 | 0 | 4 | 2 | 2 | 2 | 2 | 1 | 1 |
| 20-24 | 323 | 181 | 142 | 5 | 4 | 1 | 0 | 0 | 0 | 0 | 0 | 0 | 307 | 173 | 134 | 0 | 0 | 0 | 1 | 0 | 1 | 7 | 3 | 4 | 2 | 1 | 1 | |
| 25-29 | 286 | 127 | 159 | 1 | 1 | 0 | 1 | 0 | 1 | 2 | 1 | 1 | 274 | 121 | 153 | 0 | 0 | 0 | 0 | 0 | 0 | 6 | 2 | 4 | 3 | 2 | 1 | |
| 30-34 | 303 | 146 | 157 | 5 | 1 | 4 | 0 | 0 | 0 | 2 | 0 | 2 | 287 | 139 | 148 | 0 | 0 | 0 | 1 | 1 | 0 | 7 | 5 | 2 | 0 | 0 | 0 | |
| 35-39 | 254 | 116 | 138 | 13 | 9 | 4 | 1 | 0 | 1 | 2 | 1 | 1 | 235 | 104 | 131 | 0 | 0 | 0 | 0 | 0 | 0 | 3 | 2 | 1 | 1 | 0 | 1 | |
| 40-44 | 245 | 132 | 113 | 10 | 6 | 4 | 1 | 0 | 1 | 1 | 1 | 0 | 230 | 121 | 109 | 0 | 0 | 0 | 0 | 0 | 0 | 4 | 4 | 0 | 0 | 0 | 0 | |
| 45-49 | 272 | 140 | 132 | 13 | 8 | 5 | 0 | 0 | 0 | 0 | 0 | 0 | 246 | 125 | 121 | 0 | 0 | 0 | 1 | 0 | 1 | 10 | 6 | 4 | 1 | 1 | 0 | |
| 50-54 | 211 | 103 | 108 | 7 | 1 | 6 | 0 | 0 | 0 | 0 | 0 | 0 | 197 | 99 | 98 | 0 | 0 | 0 | 0 | 0 | 0 | 3 | 2 | 1 | 3 | 1 | 2 | |
| 55-60 | 165 | 76 | 89 | 10 | 4 | 6 | 0 | 0 | 0 | 0 | 0 | 0 | 152 | 71 | 81 | 0 | 0 | 0 | 0 | 0 | 0 | 3 | 1 | 2 | 0 | 0 | 0 | |
| 60-64 | 141 | 77 | 64 | 12 | 5 | 7 | 0 | 0 | 0 | 1 | 1 | 0 | 126 | 69 | 57 | 0 | 0 | 0 | 1 | 1 | 0 | 0 | 0 | 0 | 1 | 1 | 0 | |
| 65-69 | 98 | 49 | 49 | 12 | 4 | 8 | 0 | 0 | 0 | 0 | 0 | 0 | 84 | 43 | 41 | 0 | 0 | 0 | 0 | 0 | 0 | 1 | 1 | 0 | 1 | 1 | 0 | |
| 70-74 | 74 | 37 | 37 | 11 | 6 | 5 | 0 | 0 | 0 | 0 | 0 | 0 | 62 | 30 | 32 | 0 | 0 | 0 | 0 | 0 | 0 | 1 | 1 | 0 | 0 | 0 | 0 | |
| 75+ | 127 | 62 | 65 | 30 | 16 | 14 | 0 | 0 | 0 | 0 | 0 | 0 | 87 | 41 | 46 | 0 | 0 | 0 | 0 | 0 | 0 | 3 | 2 | 1 | 7 | 3 | 4 | |
| Ongo Niua | 1,092 | 581 | 511 | 166 | 82 | 84 | 4 | 3 | 1 | 1 | 1 | 0 | 766 | 406 | 360 | 1 | 0 | 1 | 2 | 2 | 0 | 124 | 71 | 53 | 28 | 16 | 12 | |
| 5-9 | 129 | 66 | 63 | 52 | 24 | 28 | 1 | 1 | 0 | 0 | 0 | 0 | 54 | 27 | 27 | 1 | 0 | 1 | 0 | 0 | 0 | 12 | 9 | 3 | 10 | 6 | 4 | |

| Age Group | Total | | Tongan language only | | | English language only | | | Other language only | | | Both Tongan & English | | | Both Tongan & Other languages | | | Both English & Other languages | | | All languages (Tongan, English & other) | | | None (neither Tongan, English nor other) | | | | |
|-----------|-------|----|----------------------|----|----|-----------------------|---|---|---------------------|---|---|-----------------------|----|----|-------------------------------|---|---|--------------------------------|---|---|---|---|----|--|----|---|---|---|
| | T | M | T | M | F | T | M | F | T | M | F | T | M | F | T | M | F | T | M | F | T | M | F | T | M | F | | |
| | | | | | | | | | | | | | | | | | | | | | | | | | | | | |
| 10-14 | 159 | 90 | 69 | 4 | 2 | 2 | 1 | 1 | 0 | 0 | 0 | 128 | 74 | 54 | 0 | 0 | 0 | 0 | 0 | 0 | 0 | 0 | 26 | 13 | 13 | 0 | 0 | 0 |
| 15-19 | 125 | 72 | 53 | 1 | 1 | 0 | 0 | 0 | 0 | 0 | 0 | 102 | 56 | 46 | 0 | 0 | 0 | 0 | 0 | 0 | 0 | 0 | 19 | 13 | 6 | 2 | 1 | 1 |
| 20-24 | 74 | 45 | 29 | 3 | 2 | 1 | 0 | 0 | 0 | 0 | 0 | 63 | 39 | 24 | 0 | 0 | 0 | 0 | 0 | 0 | 0 | 0 | 6 | 3 | 3 | 2 | 1 | 1 |
| 25-29 | 73 | 32 | 41 | 2 | 0 | 2 | 0 | 0 | 0 | 0 | 0 | 59 | 27 | 32 | 0 | 0 | 0 | 0 | 0 | 0 | 0 | 0 | 8 | 4 | 4 | 4 | 1 | 3 |
| 30-34 | 59 | 29 | 30 | 2 | 1 | 1 | 0 | 0 | 0 | 0 | 0 | 50 | 24 | 26 | 0 | 0 | 0 | 0 | 0 | 0 | 1 | 1 | 6 | 3 | 3 | 0 | 0 | 0 |
| 35-39 | 69 | 35 | 34 | 0 | 0 | 0 | 0 | 0 | 0 | 1 | 1 | 60 | 30 | 30 | 0 | 0 | 0 | 0 | 0 | 0 | 0 | 0 | 7 | 3 | 4 | 1 | 1 | 0 |
| 40-44 | 65 | 26 | 39 | 5 | 2 | 3 | 0 | 0 | 0 | 0 | 0 | 50 | 20 | 30 | 0 | 0 | 0 | 0 | 0 | 0 | 1 | 1 | 8 | 3 | 5 | 1 | 0 | 1 |
| 45-49 | 64 | 35 | 29 | 8 | 3 | 5 | 1 | 0 | 1 | 0 | 0 | 41 | 21 | 20 | 0 | 0 | 0 | 0 | 0 | 0 | 0 | 0 | 13 | 10 | 3 | 1 | 1 | 0 |
| 50-54 | 68 | 37 | 31 | 13 | 6 | 7 | 0 | 0 | 0 | 0 | 0 | 49 | 29 | 20 | 0 | 0 | 0 | 0 | 0 | 0 | 0 | 0 | 5 | 1 | 4 | 1 | 1 | 0 |
| 55-60 | 64 | 40 | 24 | 13 | 10 | 3 | 0 | 0 | 0 | 0 | 0 | 46 | 25 | 21 | 0 | 0 | 0 | 0 | 0 | 0 | 0 | 0 | 4 | 4 | 0 | 1 | 1 | 0 |
| 60-64 | 44 | 18 | 26 | 14 | 5 | 9 | 1 | 1 | 0 | 0 | 0 | 23 | 9 | 14 | 0 | 0 | 0 | 0 | 0 | 0 | 0 | 0 | 5 | 2 | 3 | 1 | 1 | 0 |
| 65-69 | 29 | 21 | 8 | 10 | 7 | 3 | 0 | 0 | 0 | 0 | 0 | 15 | 12 | 3 | 0 | 0 | 0 | 0 | 0 | 0 | 0 | 0 | 2 | 1 | 1 | 2 | 1 | 1 |
| 70-74 | 30 | 16 | 14 | 19 | 9 | 10 | 0 | 0 | 0 | 0 | 0 | 9 | 6 | 3 | 0 | 0 | 0 | 0 | 0 | 0 | 0 | 0 | 1 | 0 | 1 | 1 | 1 | 0 |
| 75+ | 40 | 19 | 21 | 20 | 10 | 10 | 0 | 0 | 0 | 0 | 0 | 17 | 7 | 10 | 0 | 0 | 0 | 0 | 0 | 0 | 0 | 0 | 2 | 2 | 0 | 1 | 0 | 1 |

Note: Excludes non-residents occupying institutions

Table G 53: Labour market activity (population 15 years+) by division and region

| | Total | Tongatapu | Vava'u | Ha'apai | 'Eua | Ongo Niuva | Urban | Rural | Greater Nuku'alofa |
|---|---------------|---------------|--------------|--------------|--------------|------------|---------------|---------------|--------------------|
| Main activity last week | 63,752 | 47,536 | 8,525 | 3,867 | 3,020 | 804 | 15,224 | 48,528 | 22,845 |
| Employer ¹ | 710 | 590 | 84 | 19 | 15 | 2 | 300 | 410 | 383 |
| Self-employed ² | 6,262 | 4,313 | 752 | 617 | 381 | 199 | 904 | 5,358 | 1,385 |
| Public Sector ³ | 9,296 | 7,818 | 715 | 385 | 241 | 137 | 3,251 | 6,045 | 4,698 |
| Private sector ⁴ | 7,055 | 5,398 | 964 | 389 | 296 | 8 | 2,118 | 4,937 | 3,173 |
| Own Consumption ⁵ | 7,470 | 3,878 | 1,850 | 918 | 717 | 107 | 418 | 7,052 | 910 |
| Unpaid Family business ⁶ | 1,561 | 940 | 244 | 128 | 194 | 55 | 137 | 1,424 | 258 |
| Household Duties ⁷ | 1,111 | 772 | 241 | 63 | 18 | 17 | 222 | 889 | 365 |
| Volunteer work | 508 | 395 | 58 | 35 | 15 | 5 | 137 | 371 | 198 |
| Student - full time | 8,990 | 6,886 | 1,145 | 418 | 442 | 99 | 2,287 | 6,703 | 3,487 |
| Student - part time | 479 | 365 | 57 | 38 | 17 | 2 | 109 | 370 | 174 |
| Home duties | 16,287 | 13,104 | 1,827 | 657 | 566 | 133 | 4,244 | 12,043 | 6,210 |
| Retired / Too old | 2,271 | 1,737 | 327 | 108 | 73 | 26 | 670 | 1,601 | 947 |
| None | 1,084 | 829 | 189 | 46 | 17 | 3 | 288 | 796 | 415 |
| Physically/Mentally Disabled | 668 | 511 | 72 | 46 | 28 | 11 | 139 | 529 | 242 |
| Was [name] willing and available to work or take on another job last week? | 63,752 | 47,536 | 8,525 | 3,867 | 3,020 | 804 | 15,224 | 48,528 | 22,845 |
| Yes | 25,434 | 18,777 | 3,493 | 1,542 | 1,409 | 213 | 6,079 | 19,355 | 8,968 |
| No | 38,318 | 28,759 | 5,032 | 2,325 | 1,611 | 591 | 9,145 | 29,173 | 13,877 |
| Did [name] actively look for work or for a job last week? | 63,752 | 47,536 | 8,525 | 3,867 | 3,020 | 804 | 15,224 | 48,528 | 22,845 |
| Yes | 1,034 | 833 | 124 | 58 | 15 | 4 | 300 | 734 | 422 |
| No | 62,718 | 46,703 | 8,401 | 3,809 | 3,005 | 800 | 14,924 | 47,794 | 22,423 |
| Method of Looking for a Job | 1034 | 833 | 124 | 58 | 15 | 4 | 300 | 734 | 422 |
| Looked at job advertisement | 435 | 361 | 49 | 21 | 4 | 0 | 131 | 304 | 185 |
| Wrote, phone or applied in person to an employer | 187 | 167 | 10 | 8 | 1 | 1 | 58 | 129 | 84 |
| My parents, family and relatives help in finding jobs | 294 | 246 | 28 | 17 | 1 | 2 | 76 | 218 | 123 |
| Contacted Ministry of Youth and Employment | 50 | 42 | 2 | 4 | 2 | 0 | 23 | 27 | 28 |
| Contacted NGO employment agency, for eg | 26 | 17 | 5 | 0 | 4 | 0 | 6 | 20 | 9 |
| Other | 161 | 108 | 36 | 12 | 4 | 1 | 34 | 127 | 50 |
| Reason for not looking for a job last week? | 62,718 | 46,703 | 8,401 | 3,809 | 3,005 | 800 | 14,924 | 47,794 | 22,423 |
| Student | 8,481 | 6,433 | 1,110 | 409 | 433 | 96 | 2,110 | 6,371 | 3,297 |
| Already have a full-time job | 16,144 | 12,691 | 1,634 | 853 | 651 | 315 | 5,184 | 10,960 | 7,604 |
| Don't want to work more | 18,430 | 13,323 | 2,638 | 1,450 | 854 | 165 | 3,163 | 15,267 | 5,014 |
| Physically/psychologically disabled | 1,041 | 754 | 140 | 78 | 50 | 19 | 193 | 848 | 330 |
| Believe no paid work available | 1,139 | 712 | 223 | 119 | 63 | 22 | 151 | 988 | 242 |
| Discouraged (stopped looking, cannot fin | 327 | 230 | 65 | 17 | 15 | 0 | 53 | 274 | 103 |
| Waiting for family/friends to find work | 260 | 183 | 30 | 35 | 0 | 12 | 65 | 195 | 104 |
| Weather/no transport | 54 | 28 | 14 | 10 | 2 | 0 | 10 | 44 | 11 |
| Home duties (babysitting, chores, etc.) | 10,347 | 7,493 | 1,537 | 597 | 583 | 137 | 2,580 | 7,767 | 3,647 |
| Reliant on family and relatives overseas | 1,516 | 1,251 | 206 | 30 | 28 | 1 | 346 | 1,170 | 467 |
| Reliant on family and relatives here in | 1,898 | 1,613 | 226 | 22 | 36 | 1 | 457 | 1,441 | 732 |
| Other | 3,081 | 1,992 | 578 | 189 | 290 | 32 | 612 | 2,469 | 872 |

Note: Excludes non-residents occupying institutions

- 1 - Employer, Producing goods or services for sale, running a business with paid employees
 - 2 - Self-employed, Producing goods or services for sale, running a business without paid employees
 - 3 - Employee, working for wages / salary in public sector (incl. NGO, UN agencies)
 - 4 - Employee, working for wages / salary in private sector
 - 5 - Producing goods for own and/ or family consumption
 - 6 - Unpaid family worker (family business/plantation)
 - 7 - Unpaid family worker, help with basic HH duties inside (washing, cooking, cleaning, etc.) and outside (gardening, maintaining lawn, etc.)
- Volunteer work (community, church, etc.)

Table G 54: Labour market activity (population 15 +) by 5 year age group

| Labour Market Activity | 15-19 | 20-24 | 25-29 | 30-34 | 35-39 | 40-44 | 45-49 | 50-54 | 55-60 | 60-64 | 65-69 | 70-74 | 75+ |
|---|---------------|---------------|---------------|---------------|---------------|---------------|---------------|---------------|---------------|---------------|---------------|---------------|---------------|
| Total | 10,493 | 8,202 | 6,585 | 6,490 | 5,605 | 5,157 | 5,132 | 4,119 | 3,231 | 2,680 | 2,021 | 1,595 | 2,442 |
| Main activity last week | 63,752 | 63,752 | 63,752 | 63,752 | 63,752 | 63,752 | 63,752 | 63,752 | 63,752 | 63,752 | 63,752 | 63,752 | 63,752 |
| Employer ¹ | 710 | 11 | 32 | 50 | 61 | 114 | 84 | 99 | 92 | 64 | 45 | 27 | 15 |
| Self-employed ² | 6,262 | 166 | 463 | 539 | 701 | 719 | 782 | 808 | 696 | 460 | 393 | 264 | 158 |
| Public Sector ³ | 9,296 | 208 | 1,174 | 1,501 | 1,516 | 1,202 | 1,035 | 1,000 | 783 | 506 | 217 | 94 | 36 |
| Private sector ⁴ | 7,055 | 352 | 1,093 | 1,067 | 1,056 | 865 | 767 | 696 | 497 | 318 | 182 | 106 | 37 |
| Own Consumption ⁵ | 7,470 | 344 | 652 | 697 | 751 | 729 | 817 | 870 | 659 | 570 | 399 | 256 | 216 |
| Unpaid Family business ⁶ | 1,561 | 146 | 269 | 169 | 139 | 136 | 153 | 149 | 115 | 85 | 85 | 53 | 30 |
| Household Duties ⁷ | 1,111 | 101 | 206 | 132 | 131 | 91 | 92 | 92 | 82 | 53 | 48 | 37 | 23 |
| Volunteer work | 508 | 35 | 92 | 47 | 30 | 26 | 44 | 48 | 53 | 49 | 37 | 25 | 13 |
| Student - full time | 8,990 | 7,327 | 1,300 | 184 | 63 | 39 | 27 | 20 | 13 | 3 | 4 | 3 | 2 |
| Student - part time | 479 | 161 | 234 | 41 | 22 | 11 | 1 | 3 | 2 | 0 | 0 | 1 | 3 |
| Home duties | 16,287 | 1,415 | 2,437 | 1,990 | 1,872 | 1,577 | 1,255 | 1,212 | 997 | 948 | 633 | 520 | 587 |
| Retired / Too old | 2,271 | 5 | 3 | 5 | 2 | 2 | 1 | 9 | 30 | 62 | 212 | 265 | 423 |
| None | 1,084 | 176 | 203 | 121 | 103 | 49 | 51 | 55 | 52 | 48 | 45 | 65 | 37 |
| Physically/Mentally Disabled | 668 | 46 | 44 | 42 | 43 | 45 | 48 | 71 | 48 | 65 | 58 | 49 | 42 |
| Was [name] willing and available to work or take on another job last week? | 63,752 | 8,202 | 6,585 | 6,490 | 5,605 | 5,157 | 5,132 | 4,119 | 3,231 | 2,680 | 2,021 | 1,595 | 2,442 |
| Yes | 25,434 | 3,389 | 3,376 | 2,946 | 2,880 | 2,422 | 2,295 | 2,259 | 1,822 | 1,334 | 1,088 | 700 | 451 |
| No | 38,318 | 7,104 | 4,826 | 3,639 | 3,610 | 3,183 | 2,862 | 2,873 | 2,297 | 1,897 | 1,592 | 1,321 | 1,970 |
| Did [name] actively look for work or for a job last week? | 10,493 | 8,202 | 6,585 | 6,490 | 5,605 | 5,157 | 5,132 | 4,119 | 3,231 | 2,680 | 2,021 | 1,595 | 2,442 |
| Yes | 1,034 | 184 | 286 | 175 | 140 | 83 | 67 | 43 | 23 | 11 | 12 | 4 | 5 |
| No | 62,718 | 10,309 | 7,916 | 6,410 | 5,522 | 5,090 | 5,089 | 4,096 | 3,220 | 2,668 | 2,017 | 1,590 | 2,441 |
| Method of Looking for a Job | 1034 | 184 | 286 | 175 | 140 | 83 | 67 | 43 | 23 | 11 | 12 | 4 | 5 |
| Looked at job advertisement | 435 | 69 | 128 | 93 | 54 | 34 | 30 | 11 | 7 | 4 | 2 | 0 | 2 |
| Wrote, phone or applied in person to an employer | 187 | 28 | 60 | 30 | 18 | 13 | 14 | 15 | 3 | 4 | 0 | 1 | 0 |
| My parents, family and relatives help in finding jobs | 294 | 67 | 79 | 34 | 49 | 25 | 22 | 10 | 2 | 2 | 2 | 1 | 1 |
| Contacted Ministry of Youth and Employment | 50 | 6 | 17 | 8 | 4 | 4 | 4 | 1 | 2 | 0 | 0 | 0 | 0 |
| Contacted NGO employment agency, for eg. Church | 26 | 2 | 6 | 2 | 3 | 2 | 2 | 1 | 2 | 1 | 2 | 0 | 0 |
| Other | 161 | 28 | 28 | 28 | 19 | 17 | 10 | 10 | 8 | 2 | 6 | 2 | 3 |
| Reason for not looking for a job last week? | 62,718 | 10,309 | 7,916 | 6,410 | 5,522 | 5,090 | 5,089 | 4,096 | 3,220 | 2,668 | 2,017 | 1,590 | 2,441 |
| Student | 8,481 | 6,786 | 1,296 | 199 | 67 | 48 | 26 | 20 | 21 | 4 | 4 | 2 | 2 |
| Already have a full-time job | 16,144 | 596 | 2,090 | 2,363 | 2,346 | 2,012 | 1,800 | 1,761 | 1,354 | 886 | 498 | 246 | 122 |
| Don't want to work more | 18,430 | 1,376 | 2,104 | 1,713 | 1,765 | 1,619 | 1,668 | 1,787 | 1,450 | 1,245 | 1,171 | 922 | 697 |
| Physically/psychologically disabled | 1,041 | 48 | 49 | 58 | 49 | 56 | 51 | 73 | 62 | 73 | 90 | 88 | 95 |
| Believe no paid work available | 1,139 | 173 | 213 | 153 | 123 | 89 | 88 | 59 | 44 | 33 | 15 | 7 | 7 |
| Discouraged (stopped looking, cannot find any) | 327 | 54 | 84 | 42 | 41 | 27 | 35 | 15 | 7 | 6 | 7 | 6 | 0 |
| Waiting for family/friends to find work | 260 | 49 | 76 | 46 | 18 | 20 | 16 | 12 | 13 | 6 | 2 | 1 | 1 |
| Weather/no transport | 54 | 9 | 7 | 2 | 2 | 5 | 8 | 5 | 5 | 2 | 1 | 1 | 2 |
| Home duties (babysitting, chores, etc.) | 10,347 | 676 | 1,259 | 1,301 | 1,417 | 1,182 | 962 | 748 | 580 | 482 | 351 | 228 | 235 |
| Reliant on family and relatives overseas | 1,516 | 80 | 114 | 129 | 129 | 120 | 121 | 95 | 88 | 95 | 102 | 128 | 194 |
| Reliant on family and relatives here in Tonga | 1,898 | 251 | 293 | 166 | 127 | 87 | 80 | 96 | 88 | 84 | 98 | 132 | 303 |
| Other | 3,081 | 211 | 331 | 238 | 254 | 223 | 234 | 211 | 201 | 192 | 179 | 164 | 184 |

Note: Excludes non-residents occupying institutions
Refer to notes in Table G 51 for meaning of Employer¹, Employed², Public sector³, Private sector⁴, Own consumption⁵, unpaid family business⁶, Household duties⁷

Table G 55: Detailed type of work (employed population 15 years+) by 5-year age groups and sex

| 5 years Age Group / sex | Total | Employer ¹ | Self-employed ² | Public Sector ³ | Private sector ⁴ | Own Consumption ⁵ | Unpaid Family business ⁶ | Household Duties ⁷ | Volunteer work | Student - full time | Student - part time | Home duties | Retired / Too old | None - did not | |
|-------------------------|---------------|-----------------------|----------------------------|----------------------------|-----------------------------|------------------------------|-------------------------------------|-------------------------------|----------------|---------------------|---------------------|---------------|-------------------|--------------------|------------------------------|
| | | | | | | | | | | | | | | activity (no work) | Physically/Mentally Disabled |
| Total | 63,752 | 710 | 6,262 | 9,296 | 7,055 | 7,470 | 1,561 | 1,111 | 508 | 8,990 | 479 | 16,287 | 2,271 | 1,084 | 668 |
| 15-19 | 10,493 | 11 | 166 | 208 | 352 | 344 | 146 | 101 | 35 | 7,327 | 161 | 1,415 | 5 | 176 | 46 |
| 20-24 | 8,202 | 32 | 463 | 1,174 | 1,093 | 652 | 269 | 206 | 92 | 1,300 | 234 | 2,437 | 3 | 203 | 44 |
| 25-29 | 6,585 | 50 | 539 | 1,501 | 1,067 | 697 | 169 | 132 | 47 | 184 | 41 | 1,990 | 5 | 121 | 42 |
| 30-34 | 6,490 | 61 | 701 | 1,516 | 1,056 | 751 | 139 | 131 | 30 | 63 | 22 | 1,872 | 2 | 103 | 43 |
| 35-39 | 5,605 | 114 | 719 | 1,202 | 865 | 729 | 136 | 91 | 26 | 39 | 11 | 1,577 | 2 | 49 | 45 |
| 40-44 | 5,157 | 84 | 782 | 1,035 | 767 | 817 | 153 | 92 | 44 | 27 | 1 | 1,255 | 1 | 51 | 48 |
| 45-49 | 5,132 | 99 | 808 | 1,000 | 696 | 870 | 149 | 92 | 48 | 20 | 3 | 1,212 | 9 | 55 | 71 |
| 50-54 | 4,119 | 92 | 696 | 783 | 497 | 659 | 115 | 82 | 53 | 13 | 2 | 997 | 30 | 52 | 48 |
| 55-60 | 3,231 | 64 | 460 | 506 | 318 | 570 | 85 | 53 | 49 | 3 | 0 | 948 | 62 | 48 | 65 |
| 60-64 | 2,680 | 45 | 393 | 217 | 182 | 510 | 85 | 48 | 37 | 4 | 0 | 844 | 212 | 45 | 58 |
| 65-69 | 2,021 | 27 | 264 | 94 | 106 | 399 | 53 | 37 | 25 | 3 | 1 | 633 | 265 | 65 | 49 |
| 70-74 | 1,595 | 15 | 158 | 36 | 37 | 256 | 30 | 23 | 13 | 2 | 3 | 520 | 423 | 37 | 42 |
| 75+ | 2,442 | 16 | 113 | 24 | 19 | 216 | 32 | 23 | 9 | 5 | 0 | 587 | 1,252 | 79 | 67 |
| Male | 30,997 | 463 | 3,539 | 5,399 | 4,607 | 4,493 | 1,183 | 352 | 354 | 4,417 | 177 | 3,832 | 1,076 | 715 | 390 |
| 15-19 | 5,442 | 10 | 128 | 134 | 260 | 281 | 123 | 52 | 30 | 3,573 | 69 | 619 | 2 | 137 | 24 |
| 20-24 | 4,085 | 22 | 307 | 647 | 638 | 476 | 223 | 93 | 56 | 632 | 78 | 735 | 1 | 149 | 28 |
| 25-29 | 3,126 | 25 | 295 | 809 | 651 | 419 | 129 | 43 | 24 | 109 | 17 | 489 | 2 | 86 | 28 |
| 30-34 | 2,977 | 35 | 347 | 809 | 657 | 453 | 99 | 35 | 22 | 34 | 5 | 381 | 0 | 74 | 26 |
| 35-39 | 2,673 | 81 | 388 | 686 | 567 | 443 | 98 | 15 | 16 | 25 | 5 | 287 | 0 | 32 | 30 |
| 40-44 | 2,455 | 56 | 412 | 587 | 510 | 422 | 106 | 21 | 24 | 14 | 1 | 238 | 0 | 37 | 27 |
| 45-49 | 2,559 | 63 | 449 | 635 | 471 | 484 | 103 | 21 | 38 | 10 | 2 | 201 | 3 | 36 | 43 |
| 50-54 | 2,103 | 60 | 402 | 492 | 355 | 382 | 80 | 21 | 40 | 12 | 0 | 181 | 18 | 30 | 30 |
| 55-60 | 1,554 | 38 | 255 | 340 | 232 | 315 | 63 | 15 | 40 | 2 | 0 | 159 | 35 | 23 | 37 |
| 60-64 | 1,286 | 31 | 225 | 148 | 132 | 289 | 68 | 14 | 32 | 2 | 0 | 158 | 124 | 27 | 36 |
| 65-69 | 960 | 22 | 163 | 68 | 89 | 232 | 39 | 8 | 19 | 0 | 0 | 116 | 145 | 33 | 26 |
| 70-74 | 731 | 10 | 94 | 25 | 31 | 154 | 24 | 6 | 10 | 2 | 0 | 115 | 220 | 16 | 24 |
| 75+ | 1,046 | 10 | 74 | 19 | 14 | 143 | 28 | 8 | 3 | 2 | 0 | 153 | 526 | 35 | 31 |

| 5 years Age Group / sex | Total | None - did not | | | | | | | | | | | | | |
|-------------------------|---------------|-----------------------|----------------------------|----------------------------|-----------------------------|------------------------------|-------------------------------------|-------------------------------|----------------|---------------------|---------------------|---------------|-------------------|--|------------------------------|
| | | Employer ¹ | Self-employed ² | Public Sector ³ | Private sector ⁴ | Own Consumption ⁵ | Unpaid Family business ⁶ | Household Duties ⁷ | Volunteer work | Student - full time | Student - part time | Home duties | Retired / Too old | None - did not pursue any activity (no work) | Physically/Mentally Disabled |
| Female | 32,755 | 247 | 2,723 | 3,897 | 2,448 | 2,977 | 378 | 759 | 154 | 4,573 | 302 | 12,455 | 1,195 | 369 | 278 |
| 15-19 | 5,051 | 1 | 38 | 74 | 92 | 63 | 23 | 49 | 5 | 3,754 | 92 | 796 | 3 | 39 | 22 |
| 20-24 | 4,117 | 10 | 156 | 527 | 455 | 176 | 46 | 113 | 36 | 668 | 156 | 1,702 | 2 | 54 | 16 |
| 25-29 | 3,459 | 25 | 244 | 692 | 416 | 278 | 40 | 89 | 23 | 75 | 24 | 1,501 | 3 | 35 | 14 |
| 30-34 | 3,513 | 26 | 354 | 707 | 399 | 298 | 40 | 96 | 8 | 29 | 17 | 1,491 | 2 | 29 | 17 |
| 35-39 | 2,932 | 33 | 331 | 516 | 298 | 286 | 38 | 76 | 10 | 14 | 6 | 1,290 | 2 | 17 | 15 |
| 40-44 | 2,702 | 28 | 370 | 448 | 257 | 395 | 47 | 71 | 20 | 13 | 0 | 1,017 | 1 | 14 | 21 |
| 45-49 | 2,573 | 36 | 359 | 365 | 225 | 386 | 46 | 71 | 10 | 10 | 1 | 1,011 | 6 | 19 | 28 |
| 50-54 | 2,016 | 32 | 294 | 291 | 142 | 277 | 35 | 61 | 13 | 1 | 2 | 816 | 12 | 22 | 18 |
| 55-60 | 1,677 | 26 | 205 | 166 | 86 | 255 | 22 | 38 | 9 | 1 | 0 | 789 | 27 | 25 | 28 |
| 60-64 | 1,394 | 14 | 168 | 69 | 50 | 221 | 17 | 34 | 5 | 2 | 0 | 686 | 88 | 18 | 22 |
| 65-69 | 1,061 | 5 | 101 | 26 | 17 | 167 | 14 | 29 | 6 | 3 | 1 | 517 | 120 | 32 | 23 |
| 70-74 | 864 | 5 | 64 | 11 | 6 | 102 | 6 | 17 | 3 | 0 | 3 | 405 | 203 | 21 | 18 |
| 75+ | 1,396 | 6 | 39 | 5 | 5 | 73 | 4 | 15 | 6 | 3 | 0 | 434 | 726 | 44 | 36 |

Refer to notes in Table G 51 for meaning of Employer¹, Employed², Public sector³, Private sector⁴, Own consumption⁵, unpaid family business⁶, Household duties⁷

Table G 56: Principal occupation (population 15 years+) by region and division

| Principal Occupation (1 and 2 digit)* | Total | Tongatapu | Vava'u | Ha'apai | 'Eua | Ongo Niua | Urban | Rural | Great Nuku'alofa |
|--|---------------|---------------|--------------|--------------|--------------|------------|--------------|---------------|------------------|
| Total Employed | 33,973 | 24,104 | 4,908 | 2,554 | 1,877 | 530 | 7,468 | 26,505 | 11,362 |
| Armed Forces Occupations | 412 | 372 | 17 | 20 | 2 | 1 | 167 | 245 | 238 |
| Managers | 2,128 | 1,700 | 282 | 85 | 32 | 29 | 861 | 1,267 | 1,158 |
| Professionals | 4,736 | 3,699 | 534 | 289 | 169 | 45 | 1,461 | 3,275 | 2,186 |
| Technicians and Associates Professional | 2,216 | 1,823 | 194 | 102 | 68 | 29 | 785 | 1,431 | 1,139 |
| Clerical Support Workers | 1,420 | 1,215 | 111 | 39 | 42 | 13 | 525 | 895 | 761 |
| Services and Sales Workers | 4,476 | 3,702 | 479 | 169 | 103 | 23 | 1,390 | 3,086 | 2,041 |
| Skilled Agricultural, Forestry and Fishing | 8,080 | 4,819 | 1,479 | 868 | 742 | 172 | 607 | 7,473 | 1,087 |
| Craft and Related Trades Workers | 7,537 | 4,755 | 1,309 | 774 | 570 | 129 | 1,099 | 6,438 | 1,846 |
| Plant and Machine Operators and Assemblers | 1,257 | 880 | 151 | 126 | 27 | 73 | 285 | 972 | 460 |
| Elementary Occupations | 1,711 | 1,139 | 352 | 82 | 122 | 16 | 288 | 1,423 | 446 |

*Base on the (ISCO) International Standard Classification of Occupations code.

Table G 57: Principal occupation (population 15 years +) by 5 year age groups

| Principal Occupation (1 and 2 digit) | Total | 15-19 | 20-24 | 25-29 | 30-34 | 35-39 | 40-44 | 45-49 | 50-54 | 55-60 | 60-64 | 65-69 | 70-74 | 75+ |
|--|---------------|--------------|--------------|--------------|--------------|--------------|--------------|--------------|--------------|--------------|--------------|--------------|------------|------------|
| Total Employed | 33,973 | 1,363 | 3,981 | 4,202 | 4,385 | 3,882 | 3,774 | 3,762 | 2,977 | 2,105 | 1,517 | 1,005 | 568 | 452 |
| Armed Forces Occupations | 412 | 8 | 58 | 102 | 92 | 63 | 31 | 31 | 19 | 5 | 2 | 1 | . | . |
| Managers | 2,128 | 15 | 125 | 187 | 262 | 272 | 262 | 291 | 309 | 199 | 108 | 57 | 24 | 17 |
| Professionals | 4,736 | 49 | 537 | 696 | 790 | 610 | 491 | 508 | 398 | 324 | 166 | 98 | 48 | 21 |
| Technicians and Associates Professional | 2,216 | 77 | 305 | 316 | 307 | 267 | 253 | 240 | 203 | 117 | 66 | 44 | 9 | 12 |
| Clerical Support Workers | 1,420 | 28 | 254 | 308 | 234 | 164 | 137 | 141 | 91 | 36 | 16 | 6 | 2 | 3 |
| Services and Sales Workers | 4,476 | 250 | 719 | 702 | 640 | 511 | 494 | 424 | 292 | 179 | 128 | 69 | 30 | 38 |
| Skilled Agricultural, Forestry and Fishing | 8,080 | 484 | 877 | 736 | 784 | 783 | 791 | 901 | 754 | 565 | 520 | 403 | 257 | 225 |
| Craft and Related Trades Workers | 7,537 | 280 | 692 | 808 | 898 | 864 | 940 | 881 | 682 | 520 | 411 | 276 | 171 | 114 |
| Plant and Machine Operators and Assemblers | 1,257 | 24 | 92 | 112 | 166 | 178 | 202 | 174 | 115 | 89 | 53 | 28 | 11 | 13 |
| Elementary Occupations | 1,711 | 148 | 322 | 235 | 212 | 170 | 173 | 171 | 114 | 71 | 47 | 23 | 16 | 9 |

Table G 58: Principal occupation (employed population 15 years +) by 5 year age groups and sex

| 5 years Age group / Sex | Main Occupation | | | | | | | | | | |
|-------------------------|-----------------|--------------------------|--------------|---------------|---|--------------------------|----------------------------|--|----------------------------------|--|------------------------|
| | Total | Armed Forces Occupations | Managers | Professionals | Technicians and Associates Professional | Clerical Support Workers | Services and Sales Workers | Skilled Agricultural, Forestry and Fishing Workers | Craft and Related Trades Workers | Plant and Machine Operators and Assemblers | Elementary Occupations |
| Total | 33,973 | 412 | 2,128 | 4,736 | 2,216 | 1,420 | 4,476 | 8,080 | 7,537 | 1,257 | 1,711 |
| 15-19 | 1,363 | 8 | 15 | 49 | 77 | 28 | 250 | 484 | 280 | 24 | 148 |
| 20-24 | 3,981 | 58 | 125 | 537 | 305 | 254 | 719 | 877 | 692 | 92 | 322 |
| 25-29 | 4,202 | 102 | 187 | 696 | 316 | 308 | 702 | 736 | 808 | 112 | 235 |
| 30-34 | 4,385 | 92 | 262 | 790 | 307 | 234 | 640 | 784 | 898 | 166 | 212 |
| 35-39 | 3,882 | 63 | 272 | 610 | 267 | 164 | 511 | 783 | 864 | 178 | 170 |
| 40-44 | 3,774 | 31 | 262 | 491 | 253 | 137 | 494 | 791 | 940 | 202 | 173 |
| 45-49 | 3,762 | 31 | 291 | 508 | 240 | 141 | 424 | 901 | 881 | 174 | 171 |
| 50-54 | 2,977 | 19 | 309 | 398 | 203 | 91 | 292 | 754 | 682 | 115 | 114 |
| 55-60 | 2,105 | 5 | 199 | 324 | 117 | 36 | 179 | 565 | 520 | 89 | 71 |
| 60-64 | 1,517 | 2 | 108 | 166 | 66 | 16 | 128 | 520 | 411 | 53 | 47 |
| 65-69 | 1,005 | 1 | 57 | 98 | 44 | 6 | 69 | 403 | 276 | 28 | 23 |
| 70-74 | 568 | 0 | 24 | 48 | 9 | 2 | 30 | 257 | 171 | 11 | 16 |
| 75+ | 452 | 0 | 17 | 21 | 12 | 3 | 38 | 225 | 114 | 13 | 9 |
| Male | 20,390 | 384 | 1,261 | 2,450 | 1,448 | 322 | 2,098 | 7,904 | 2,514 | 823 | 1,186 |
| 15-19 | 1,018 | 4 | 12 | 39 | 55 | 5 | 119 | 475 | 181 | 15 | 113 |
| 20-24 | 2,462 | 47 | 61 | 260 | 167 | 57 | 338 | 858 | 385 | 66 | 223 |
| 25-29 | 2,395 | 95 | 100 | 289 | 198 | 69 | 334 | 718 | 342 | 78 | 172 |
| 30-34 | 2,457 | 87 | 135 | 318 | 188 | 40 | 306 | 773 | 332 | 117 | 161 |
| 35-39 | 2,294 | 63 | 149 | 291 | 171 | 35 | 249 | 775 | 314 | 126 | 121 |
| 40-44 | 2,138 | 31 | 135 | 262 | 173 | 23 | 220 | 767 | 278 | 135 | 114 |
| 45-49 | 2,264 | 30 | 176 | 301 | 167 | 37 | 204 | 871 | 261 | 108 | 109 |
| 50-54 | 1,832 | 19 | 200 | 241 | 143 | 30 | 122 | 733 | 196 | 81 | 67 |
| 55-60 | 1,298 | 5 | 137 | 203 | 86 | 11 | 92 | 558 | 107 | 53 | 46 |
| 60-64 | 939 | 2 | 79 | 117 | 49 | 8 | 56 | 511 | 64 | 24 | 29 |

| 5 years Age group / Sex | Main Occupation | | | | | | | | | | |
|-------------------------|-----------------|--------------------------|------------|---------------|---|--------------------------|----------------------------|--|----------------------------------|--|------------------------|
| | Total | Armed Forces Occupations | Managers | Professionals | Technicians and Associates Professional | Clerical Support Workers | Services and Sales Workers | Skilled Agricultural, Forestry and Fishing | Craft and Related Trades Workers | Plant and Machine Operators and Assemblers | Elementary Occupations |
| 65-69 | 640 | 1 | 44 | 79 | 34 | 4 | 26 | 394 | 31 | 11 | 16 |
| 70-74 | 354 | 0 | 20 | 34 | 9 | 1 | 14 | 252 | 11 | 5 | 8 |
| 75+ | 299 | 0 | 13 | 16 | 8 | 2 | 18 | 219 | 12 | 4 | 7 |
| Female | 13,583 | 28 | 867 | 2,286 | 768 | 1,098 | 2,378 | 176 | 5,023 | 434 | 525 |
| 15-19 | 345 | 4 | 3 | 10 | 22 | 23 | 131 | 9 | 99 | 9 | 35 |
| 20-24 | 1,519 | 11 | 64 | 277 | 138 | 197 | 381 | 19 | 307 | 26 | 99 |
| 25-29 | 1,807 | 7 | 87 | 407 | 118 | 239 | 368 | 18 | 466 | 34 | 63 |
| 30-34 | 1,928 | 5 | 127 | 472 | 119 | 194 | 334 | 11 | 566 | 49 | 51 |
| 35-39 | 1,588 | 0 | 123 | 319 | 96 | 129 | 262 | 8 | 550 | 52 | 49 |
| 40-44 | 1,636 | 0 | 127 | 229 | 80 | 114 | 274 | 24 | 662 | 67 | 59 |
| 45-49 | 1,498 | 1 | 115 | 207 | 73 | 104 | 220 | 30 | 620 | 66 | 62 |
| 50-54 | 1,145 | 0 | 109 | 157 | 60 | 61 | 170 | 21 | 486 | 34 | 47 |
| 55-60 | 807 | 0 | 62 | 121 | 31 | 25 | 87 | 7 | 413 | 36 | 25 |
| 60-64 | 578 | 0 | 29 | 49 | 17 | 8 | 72 | 9 | 347 | 29 | 18 |
| 65-69 | 365 | 0 | 13 | 19 | 10 | 2 | 43 | 9 | 245 | 17 | 7 |
| 70-74 | 214 | 0 | 4 | 14 | 0 | 1 | 16 | 5 | 160 | 6 | 8 |
| 75+ | 153 | 0 | 4 | 5 | 4 | 1 | 20 | 6 | 102 | 9 | 2 |

Table G 59: Principal occupation (employed population 15 years +) by sex, division, and region

| Division/Region | Total | Armed Forces Occupations | Managers | Professionals | Technicians and Associates Professional | Clerical Support Workers | Services and Sales Workers | Skilled Agricultural, Forestry and Fishing Workers | Craft and Related Trades Workers | Plant and Machine Operators and Assemblers | Elementary Occupations |
|---------------------------|---------------|--------------------------|--------------|---------------|---|--------------------------|----------------------------|--|----------------------------------|--|------------------------|
| Total | 33,973 | 412 | 2,128 | 4,736 | 2,216 | 1,420 | 4,476 | 8,080 | 7,537 | 1,257 | 1,711 |
| <i>Urban</i> | 7,468 | 167 | 861 | 1,461 | 785 | 525 | 1,390 | 607 | 1,099 | 285 | 288 |
| <i>Rural</i> | 26,505 | 245 | 1,267 | 3,275 | 1,431 | 895 | 3,086 | 7,473 | 6,438 | 972 | 1,423 |
| <i>Grt Nuku'alofa</i> | 11,362 | 238 | 1,158 | 2,186 | 1,139 | 761 | 2,041 | 1,087 | 1,846 | 460 | 446 |
| Tongatapu | 24,104 | 372 | 1,700 | 3,699 | 1,823 | 1,215 | 3,702 | 4,819 | 4,755 | 880 | 1,139 |
| Vava'u | 4,908 | 17 | 282 | 534 | 194 | 111 | 479 | 1,479 | 1,309 | 151 | 352 |
| Ha'apai | 2,554 | 20 | 85 | 289 | 102 | 39 | 169 | 868 | 774 | 126 | 82 |
| 'Eua | 1,877 | 2 | 32 | 169 | 68 | 42 | 103 | 742 | 570 | 27 | 122 |
| Ongo Niua | 530 | 1 | 29 | 45 | 29 | 13 | 23 | 172 | 129 | 73 | 16 |
| Male | 20,390 | 384 | 1,261 | 2,450 | 1,448 | 322 | 2,098 | 7,904 | 2,514 | 823 | 1,186 |
| <i>Urban</i> | 4,416 | 158 | 492 | 766 | 476 | 113 | 686 | 579 | 718 | 250 | 178 |
| <i>Rural</i> | 15,974 | 226 | 769 | 1,684 | 972 | 209 | 1,412 | 7,325 | 1,796 | 573 | 1,008 |
| <i>Greater Nuku'alofa</i> | 6,782 | 224 | 661 | 1,135 | 714 | 172 | 1,021 | 1,036 | 1,147 | 378 | 294 |
| Tongatapu | 14,683 | 345 | 987 | 1,877 | 1,172 | 267 | 1,767 | 4,699 | 2,129 | 700 | 740 |
| Vava'u | 2,829 | 16 | 177 | 280 | 133 | 25 | 188 | 1,459 | 215 | 81 | 255 |
| Ha'apai | 1,426 | 20 | 53 | 173 | 78 | 11 | 78 | 852 | 87 | 13 | 61 |
| 'Eua | 1,157 | 2 | 22 | 87 | 40 | 15 | 52 | 727 | 70 | 26 | 116 |
| Ongo Niua | 295 | 1 | 22 | 33 | 25 | 4 | 13 | 167 | 13 | 3 | 14 |
| Female | 13,583 | 28 | 867 | 2,286 | 768 | 1,098 | 2,378 | 176 | 5,023 | 434 | 525 |
| <i>Urban</i> | 3,052 | 9 | 369 | 695 | 309 | 412 | 704 | 28 | 381 | 35 | 110 |
| <i>Rural</i> | 10,531 | 19 | 498 | 1,591 | 459 | 686 | 1,674 | 148 | 4,642 | 399 | 415 |
| <i>Greater Nuku'alofa</i> | 4,580 | 14 | 497 | 1,051 | 425 | 589 | 1,020 | 51 | 699 | 82 | 152 |
| Tongatapu | 9,421 | 27 | 713 | 1,822 | 651 | 948 | 1,935 | 120 | 2,626 | 180 | 399 |
| Vava'u | 2,079 | 1 | 105 | 254 | 61 | 86 | 291 | 20 | 1,094 | 70 | 97 |
| Ha'apai | 1,128 | 0 | 32 | 116 | 24 | 28 | 91 | 16 | 687 | 113 | 21 |
| 'Eua | 720 | 0 | 10 | 82 | 28 | 27 | 51 | 15 | 500 | 1 | 6 |
| Ongo Niua | 235 | 0 | 7 | 12 | 4 | 9 | 10 | 5 | 116 | 70 | 2 |

Table G 60: Main activity of employees' employer (population 15 years +) by division, urban/rural areas and Greater Nuku'alofa

| Main Activity of Employer** | Total | Tongatapu | Vava'u | Ha'apai | 'Eua | Niua | Urban | Rural | Grt Nuku'alofa |
|---|---------------|---------------|--------------|--------------|--------------|------------|--------------|---------------|----------------|
| Total Employees | 33,973 | 24,104 | 4,908 | 2,554 | 1,877 | 530 | 7,468 | 26,505 | 11,362 |
| Agriculture, forestry and fishing | 8,182 | 4,789 | 1,600 | 849 | 817 | 127 | 628 | 7,554 | 1,142 |
| Mining and quarrying | 149 | 132 | 10 | 3 | 4 | 0 | 29 | 120 | 44 |
| Manufacturing | 5,808 | 3,098 | 1,189 | 793 | 538 | 190 | 570 | 5,238 | 973 |
| Electricity, gas, steam and air conditioning supply | 370 | 288 | 35 | 17 | 29 | 1 | 136 | 234 | 185 |
| Water supply, sewerage, waste management and remediation activities | 125 | 97 | 11 | 8 | 9 | 0 | 41 | 84 | 51 |
| Construction | 2,236 | 1,857 | 205 | 90 | 74 | 10 | 635 | 1,601 | 1,014 |
| Wholesale and retail trade; repair of motor vehicles & motorcycles | 2,565 | 2,245 | 200 | 74 | 37 | 9 | 801 | 1,764 | 1,183 |
| Transportation and storage | 1,029 | 880 | 98 | 23 | 22 | 6 | 367 | 662 | 541 |
| Accommodation and food service activities | 1,255 | 1,035 | 152 | 48 | 20 | 0 | 464 | 791 | 634 |
| Information and communication | 670 | 580 | 50 | 20 | 17 | 3 | 316 | 354 | 433 |
| Financial and insurance activities | 810 | 699 | 44 | 24 | 32 | 11 | 330 | 480 | 480 |
| Real estate activities | 19 | 11 | 7 | 0 | 1 | 0 | 4 | 15 | 9 |
| Professional, scientific and technical activities | 312 | 286 | 18 | 4 | 3 | 1 | 149 | 163 | 213 |
| Administrative and support service activities | 719 | 622 | 69 | 13 | 10 | 5 | 286 | 433 | 384 |
| Public administration and defence; compulsory social security | 2,771 | 2,350 | 218 | 110 | 54 | 39 | 1,022 | 1,749 | 1,452 |
| Education | 2,340 | 1,714 | 340 | 154 | 96 | 36 | 562 | 1,778 | 898 |
| Human health and social work activities | 972 | 773 | 97 | 56 | 38 | 8 | 306 | 666 | 478 |
| Arts, entertainment and recreation | 156 | 132 | 20 | 2 | 2 | 0 | 68 | 88 | 87 |
| Other service activities | 1,836 | 1,316 | 268 | 156 | 63 | 33 | 487 | 1,349 | 677 |
| Activities of households as employers* | 1,628 | 1,180 | 277 | 109 | 11 | 51 | 256 | 1,372 | 471 |
| Activities of extraterritorial organizations and bodies | 21 | 20 | 0 | 1 | 0 | 0 | 11 | 10 | 13 |

Note: * undifferentiated goods- and services producing activities of households for own use

** Classification based on ISIC

Table G 61: Main activity of employees' employer (for employed population 15 years +) by 5 year age groups

| Main Activity of Employer | Total | 15-19 | 20-24 | 25-29 | 30-34 | 35-39 | 40-44 | 45-49 | 50-54 | 55-60 | 60-64 | 65-69 | 70-74 | 75+ |
|---|--------|-------|-------|-------|-------|-------|-------|-------|-------|-------|-------|-------|-------|-----|
| Total Employees | 33,973 | 1,363 | 3,981 | 4,202 | 4,385 | 3,882 | 3,774 | 3,762 | 2,977 | 2,105 | 1,517 | 1,005 | 568 | 452 |
| Agriculture, forestry and fishing | 8,182 | 498 | 910 | 785 | 823 | 811 | 799 | 910 | 763 | 552 | 499 | 385 | 236 | 211 |
| Mining and quarrying | 149 | 3 | 17 | 30 | 20 | 23 | 21 | 15 | 8 | 8 | 1 | 3 | 0 | 0 |
| Manufacturing | 5,808 | 146 | 431 | 561 | 662 | 620 | 747 | 701 | 551 | 469 | 391 | 249 | 167 | 113 |
| Electricity, gas, steam and air conditioning supply | 370 | 13 | 54 | 74 | 70 | 39 | 34 | 35 | 24 | 10 | 12 | 5 | 0 | 0 |
| Water supply, sewerage, waste management and remediation activities | 125 | 4 | 19 | 17 | 14 | 14 | 12 | 17 | 12 | 5 | 8 | 3 | 0 | 0 |
| Construction | 2,236 | 149 | 335 | 289 | 309 | 282 | 266 | 237 | 178 | 96 | 54 | 25 | 8 | 8 |
| Wholesale and retail trade; repair of motor vehicles & motorcycles | 2,565 | 147 | 378 | 393 | 371 | 319 | 301 | 235 | 174 | 102 | 73 | 31 | 22 | 19 |
| Transportation and storage | 1,029 | 20 | 104 | 136 | 149 | 150 | 152 | 133 | 85 | 51 | 27 | 12 | 7 | 3 |
| Accommodation and food service activities | 1,255 | 99 | 286 | 227 | 153 | 129 | 130 | 96 | 64 | 30 | 23 | 12 | 1 | 5 |
| Information and communication | 670 | 6 | 125 | 100 | 115 | 83 | 69 | 82 | 50 | 20 | 11 | 7 | 0 | 2 |
| Financial and insurance activities | 810 | 9 | 120 | 167 | 140 | 97 | 74 | 81 | 52 | 32 | 21 | 9 | 3 | 5 |
| Real estate activities | 19 | 0 | 3 | 1 | 1 | 0 | 7 | 2 | 1 | 0 | 1 | 1 | 1 | 1 |
| Professional, scientific and technical activities | 312 | 4 | 37 | 50 | 43 | 38 | 29 | 42 | 28 | 24 | 7 | 6 | 2 | 2 |
| Administrative and support service activities | 719 | 22 | 87 | 92 | 96 | 96 | 86 | 83 | 59 | 43 | 31 | 14 | 7 | 3 |
| Public administration and defence; compulsory social security | 2,771 | 38 | 307 | 438 | 470 | 340 | 311 | 316 | 268 | 167 | 62 | 36 | 13 | 5 |
| Education | 2,340 | 6 | 199 | 322 | 426 | 410 | 269 | 260 | 184 | 165 | 67 | 22 | 7 | 3 |
| Human health and social work activities | 972 | 17 | 144 | 187 | 159 | 89 | 88 | 105 | 104 | 47 | 18 | 7 | 5 | 2 |
| Arts, entertainment and recreation | 156 | 3 | 17 | 23 | 22 | 22 | 23 | 15 | 12 | 8 | 4 | 4 | 1 | 2 |
| Other service activities | 1,836 | 71 | 188 | 153 | 157 | 152 | 194 | 238 | 219 | 178 | 122 | 94 | 42 | 28 |
| Activities of households as employers* | 1,628 | 108 | 220 | 153 | 183 | 166 | 159 | 155 | 137 | 96 | 85 | 80 | 46 | 40 |
| Activities of extraterritorial organizations and bodies | 21 | 0 | 0 | 4 | 2 | 2 | 3 | 4 | 4 | 2 | 0 | 0 | 0 | 0 |

Note: *undifferentiated goods- and services producing activities of households for own use

Table G 62: Population (15 years +) who are economically and not economically active, including unemployment, sex, division, and region

| Age group | Total population (15 yrs +) | Economically active/in the labour force | | | | | | | | | | Not Economically active/ not in the labour force | | | | | | | | |
|---------------|-----------------------------|---|-----------------------|----------------------------|----------------------------|-----------------------------|------------------------------|-------------------------------------|-------------------------------|----------------|--|--|------------------|---------------------|---------------------|-------------|-------------------|--------------|-------------------------------|------------|
| | | Total Active | Employed | | | | | | Unemployed | | | | Total Not Active | Student - full time | Student - part time | Home duties | Retired / Too old | None | Physically /Mentally Disabled | |
| | | | Employer ¹ | Self-employed ² | Public Sector ³ | Private sector ⁴ | Own Consumption ⁵ | Unpaid Family business ⁶ | Household Duties ⁷ | Volunteer work | Willing & available to work last week? | Unemployment rate (%)* | | | | | | | | |
| Tonga | 63,752 | 40,623 | 33,973 | 710 | 6262 | 9296 | 7055 | 7470 | 1561 | 1111 | 508 | 6,650 | 16.4 | 23,129 | 8,990 | 319 | 10,212 | 2,024 | 943 | 641 |
| 15-19 | 10,493 | 1,956 | 1,363 | 11 | 166 | 208 | 352 | 344 | 146 | 101 | 35 | 593 | 30.3 | 8,537 | 7,327 | 111 | 904 | 3 | 148 | 44 |
| 20-24 | 8,202 | 5,039 | 3,981 | 32 | 463 | 1,174 | 1,093 | 652 | 269 | 206 | 92 | 1,058 | 21.0 | 3,163 | 1,300 | 150 | 1,507 | 2 | 163 | 41 |
| 25-29 | 6,585 | 5,021 | 4,202 | 50 | 539 | 1,501 | 1,067 | 697 | 169 | 132 | 47 | 819 | 16.3 | 1,564 | 184 | 28 | 1,209 | 4 | 97 | 42 |
| 30-34 | 6,490 | 5,129 | 4,385 | 61 | 701 | 1,516 | 1,056 | 751 | 139 | 131 | 30 | 744 | 14.5 | 1,361 | 63 | 15 | 1,155 | 1 | 89 | 38 |
| 35-39 | 5,605 | 4,499 | 3,882 | 114 | 719 | 1,202 | 865 | 729 | 136 | 91 | 26 | 617 | 13.7 | 1,106 | 39 | 8 | 966 | 1 | 47 | 45 |
| 40-44 | 5,157 | 4,246 | 3,774 | 84 | 782 | 1,035 | 767 | 817 | 153 | 92 | 44 | 472 | 11.1 | 911 | 27 | 1 | 790 | 1 | 46 | 46 |
| 45-49 | 5,132 | 4,238 | 3,762 | 99 | 808 | 1,000 | 696 | 870 | 149 | 92 | 48 | 476 | 11.2 | 894 | 20 | 3 | 741 | 8 | 52 | 70 |
| 50-54 | 4,119 | 3,364 | 2,977 | 92 | 696 | 783 | 497 | 659 | 115 | 82 | 53 | 387 | 11.5 | 755 | 13 | 1 | 623 | 27 | 47 | 44 |
| 55-60 | 3,231 | 2,476 | 2,105 | 64 | 460 | 506 | 318 | 570 | 85 | 53 | 49 | 371 | 15.0 | 755 | 3 | . | 597 | 46 | 46 | 63 |
| 60-64 | 2,680 | 1,875 | 1,517 | 45 | 393 | 217 | 182 | 510 | 85 | 48 | 37 | 358 | 19.1 | 805 | 4 | . | 538 | 170 | 39 | 54 |
| 65-69 | 2,021 | 1,269 | 1,005 | 27 | 264 | 94 | 106 | 399 | 53 | 37 | 25 | 264 | 20.8 | 752 | 3 | . | 414 | 228 | 59 | 48 |
| 70-74 | 1,595 | 770 | 568 | 15 | 158 | 36 | 37 | 256 | 30 | 23 | 13 | 202 | 26.2 | 825 | 2 | 2 | 367 | 376 | 36 | 42 |
| 75+ | 2,442 | 741 | 452 | 16 | 113 | 24 | 19 | 216 | 32 | 23 | 9 | 289 | 39.0 | 1,701 | 5 | . | 401 | 1,157 | 74 | 64 |
| Male | 30,997 | 22,058 | 20,390 | 463 | 3339 | 5399 | 4607 | 4493 | 1183 | 352 | 354 | 1,668 | 7.6 | 8,939 | 4,417 | 113 | 2,472 | 947 | 612 | 378 |
| 15-19 | 5,442 | 1,290 | 1,018 | 10 | 128 | 134 | 260 | 281 | 123 | 52 | 30 | 272 | 21.1 | 4,152 | 3,573 | 39 | 406 | 1 | 111 | 22 |
| 20-24 | 4,085 | 2,796 | 2,462 | 22 | 307 | 647 | 638 | 476 | 223 | 93 | 56 | 334 | 11.9 | 1,289 | 632 | 50 | 454 | 1 | 125 | 27 |
| 25-29 | 3,126 | 2,596 | 2,395 | 25 | 295 | 809 | 651 | 419 | 129 | 43 | 24 | 201 | 7.7 | 530 | 109 | 13 | 313 | 2 | 65 | 28 |
| 30-34 | 2,977 | 2,610 | 2,457 | 35 | 347 | 809 | 657 | 453 | 99 | 35 | 22 | 153 | 5.9 | 367 | 34 | 5 | 239 | . | 65 | 24 |
| 35-39 | 2,673 | 2,405 | 2,294 | 81 | 388 | 686 | 567 | 443 | 98 | 15 | 16 | 111 | 4.6 | 268 | 25 | 3 | 179 | . | 31 | 30 |
| 40-44 | 2,455 | 2,226 | 2,138 | 56 | 412 | 587 | 510 | 422 | 106 | 21 | 24 | 88 | 4.0 | 229 | 14 | 1 | 154 | . | 33 | 27 |
| 45-49 | 2,559 | 2,327 | 2,264 | 63 | 449 | 635 | 471 | 484 | 103 | 21 | 38 | 63 | 2.7 | 232 | 10 | 2 | 140 | 3 | 35 | 42 |
| 50-54 | 2,103 | 1,900 | 1,832 | 60 | 402 | 492 | 355 | 382 | 80 | 21 | 40 | 68 | 3.6 | 203 | 12 | . | 123 | 15 | 25 | 28 |
| 55-60 | 1,554 | 1,366 | 1,298 | 38 | 255 | 340 | 232 | 315 | 63 | 15 | 40 | 68 | 5.0 | 188 | 2 | . | 104 | 23 | 23 | 36 |
| 60-64 | 1,286 | 1,034 | 939 | 31 | 225 | 148 | 132 | 289 | 68 | 14 | 32 | 95 | 9.2 | 252 | 2 | . | 97 | 96 | 22 | 35 |
| 65-69 | 960 | 702 | 640 | 22 | 163 | 68 | 89 | 232 | 39 | 8 | 19 | 62 | 8.8 | 258 | . | . | 81 | 122 | 29 | 26 |
| 70-74 | 731 | 420 | 354 | 10 | 94 | 25 | 31 | 154 | 24 | 6 | 10 | 66 | 15.7 | 311 | 2 | . | 78 | 192 | 15 | 24 |
| 75+ | 1,046 | 386 | 299 | 10 | 74 | 19 | 14 | 143 | 28 | 8 | 3 | 87 | 22.5 | 660 | 2 | . | 104 | 492 | 33 | 29 |
| Female | 32,755 | 18,565 | 13,583 | 247 | 2723 | 3897 | 2448 | 2977 | 378 | 759 | 154 | 4,982 | 26.8 | 14,190 | 4,573 | 206 | 7,740 | 1,077 | 331 | 263 |
| 15-19 | 5,051 | 666 | 345 | 1 | 38 | 74 | 92 | 63 | 23 | 49 | 5 | 321 | 48.2 | 4,385 | 3,754 | 72 | 498 | 2 | 37 | 22 |
| 20-24 | 4,117 | 2,243 | 1,519 | 10 | 156 | 527 | 455 | 176 | 46 | 113 | 36 | 724 | 32.3 | 1,874 | 668 | 100 | 1,053 | 1 | 38 | 14 |
| 25-29 | 3,459 | 2,425 | 1,807 | 25 | 244 | 692 | 416 | 278 | 40 | 89 | 23 | 618 | 25.5 | 1,034 | 75 | 15 | 896 | 2 | 32 | 14 |
| 30-34 | 3,513 | 2,519 | 1,928 | 26 | 354 | 707 | 399 | 298 | 40 | 96 | 8 | 591 | 23.5 | 994 | 29 | 10 | 916 | 1 | 24 | 14 |
| 35-39 | 2,932 | 2,094 | 1,588 | 33 | 331 | 516 | 298 | 286 | 38 | 76 | 10 | 506 | 24.2 | 838 | 14 | 5 | 787 | 1 | 16 | 15 |

| Age group | Total population (15 yrs +) | Economically active/in the labour force | | | | | | | | | | | Not Economically active/ not in the labour force | | | | | | | |
|------------------|-----------------------------|---|----------------|-----------------------|----------------------------|----------------------------|-----------------------------|------------------------------|-------------------------------------|-------------------------------|----------------|--|--|------------------|---------------------|---------------------|--------------|-------------------|------------|-------------------------------|
| | | Total Active | Employed | | | | | | | Unemployed | | | | Total Not Active | Student - full time | Student - part time | Home duties | Retired / Too old | None | Physically /Mentally Disabled |
| | | | Total Employed | Employer ¹ | Self-employed ² | Public Sector ³ | Private sector ⁴ | Own Consumption ⁵ | Unpaid Family business ⁶ | Household Duties ⁷ | Volunteer work | Willing & available to work last week? | Unemployment rate (%)* | | | | | | | |
| 40-44 | 2,702 | 2,020 | 1,636 | 28 | 370 | 448 | 257 | 395 | 47 | 71 | 20 | 384 | 19.0 | 682 | 13 | . | 636 | 1 | 13 | 19 |
| 45-49 | 2,573 | 1,911 | 1,498 | 36 | 359 | 365 | 225 | 386 | 46 | 71 | 10 | 413 | 21.6 | 662 | 10 | 1 | 601 | 5 | 17 | 28 |
| 50-54 | 2,016 | 1,464 | 1,145 | 32 | 294 | 291 | 142 | 277 | 35 | 61 | 13 | 319 | 21.8 | 552 | 1 | 1 | 500 | 12 | 22 | 16 |
| 55-60 | 1,677 | 1,110 | 807 | 26 | 205 | 166 | 86 | 255 | 22 | 38 | 9 | 303 | 27.3 | 567 | 1 | . | 493 | 23 | 23 | 27 |
| 60-64 | 1,394 | 841 | 578 | 14 | 168 | 69 | 50 | 221 | 17 | 34 | 5 | 263 | 31.3 | 553 | 2 | . | 441 | 74 | 17 | 19 |
| 65-69 | 1,061 | 567 | 365 | 5 | 101 | 26 | 17 | 167 | 14 | 29 | 6 | 202 | 35.6 | 494 | 3 | . | 333 | 106 | 30 | 22 |
| 70-74 | 864 | 350 | 214 | 5 | 64 | 11 | 6 | 102 | 6 | 17 | 3 | 136 | 38.9 | 514 | . | 2 | 289 | 184 | 21 | 18 |
| 75+ | 1,396 | 355 | 153 | 6 | 39 | 5 | 5 | 73 | 4 | 15 | 6 | 202 | 56.9 | 1,041 | 3 | . | 297 | 665 | 41 | 35 |
| Tongatapu | 47,536 | 29,379 | 24,104 | 590 | 4313 | 7818 | 5398 | 3878 | 940 | 772 | 395 | 5,275 | 18.0 | 18,157 | 6,886 | 258 | 8,260 | 1,544 | 718 | 491 |
| 15-19 | 7,767 | 1,405 | 972 | 9 | 111 | 193 | 293 | 194 | 80 | 67 | 25 | 433 | 30.8 | 6,362 | 5,435 | 83 | 705 | 3 | 103 | 33 |
| 20-24 | 6,466 | 3,855 | 3,035 | 28 | 329 | 1,038 | 910 | 369 | 158 | 134 | 69 | 820 | 21.3 | 2,611 | 1,120 | 123 | 1,201 | 2 | 134 | 31 |
| 25-29 | 5,114 | 3,813 | 3,138 | 38 | 373 | 1,292 | 840 | 371 | 93 | 95 | 36 | 675 | 17.7 | 1,301 | 168 | 25 | 991 | 3 | 81 | 33 |
| 30-34 | 4,990 | 3,866 | 3,260 | 49 | 488 | 1,278 | 854 | 390 | 89 | 92 | 20 | 606 | 15.7 | 1,124 | 59 | 13 | 938 | 1 | 77 | 36 |
| 35-39 | 4,227 | 3,293 | 2,790 | 97 | 466 | 1,027 | 658 | 376 | 86 | 58 | 22 | 503 | 15.3 | 934 | 37 | 8 | 818 | . | 37 | 34 |
| 40-44 | 3,769 | 3,027 | 2,643 | 75 | 555 | 860 | 548 | 401 | 99 | 70 | 35 | 384 | 12.7 | 742 | 23 | 1 | 640 | . | 40 | 38 |
| 45-49 | 3,734 | 3,007 | 2,627 | 84 | 584 | 818 | 486 | 450 | 97 | 71 | 37 | 380 | 12.6 | 727 | 18 | 3 | 609 | 8 | 37 | 52 |
| 50-54 | 2,991 | 2,366 | 2,060 | 77 | 507 | 622 | 338 | 341 | 76 | 55 | 44 | 306 | 12.9 | 625 | 13 | . | 514 | 23 | 39 | 36 |
| 55-60 | 2,327 | 1,697 | 1,398 | 50 | 315 | 389 | 235 | 289 | 47 | 32 | 41 | 299 | 17.6 | 630 | 2 | . | 506 | 35 | 36 | 51 |
| 60-64 | 1,924 | 1,282 | 991 | 41 | 253 | 176 | 131 | 277 | 46 | 36 | 31 | 291 | 22.7 | 642 | 4 | . | 439 | 136 | 24 | 39 |
| 65-69 | 1,398 | 808 | 594 | 22 | 164 | 75 | 68 | 188 | 31 | 27 | 19 | 214 | 26.5 | 590 | 2 | . | 318 | 192 | 40 | 38 |
| 70-74 | 1,129 | 490 | 334 | 9 | 96 | 30 | 28 | 124 | 20 | 18 | 9 | 156 | 31.8 | 639 | 1 | 2 | 295 | 295 | 24 | 22 |
| 75+ | 1,700 | 470 | 262 | 11 | 72 | 20 | 9 | 108 | 18 | 17 | 7 | 208 | 44.3 | 1,230 | 4 | . | 286 | 846 | 46 | 48 |
| Male | 23,005 | 15,990 | 14,683 | 377 | 2,587 | 4,508 | 3,472 | 2,505 | 709 | 253 | 272 | 1,307 | 8.2 | 7,015 | 3,430 | 99 | 1,965 | 740 | 490 | 291 |
| 15-19 | 4,036 | 914 | 716 | 8 | 84 | 126 | 214 | 162 | 67 | 34 | 21 | 198 | 21.7 | 3,122 | 2,682 | 33 | 308 | 1 | 80 | 18 |
| 20-24 | 3,190 | 2,116 | 1,852 | 20 | 224 | 571 | 532 | 276 | 124 | 62 | 43 | 264 | 12.5 | 1,074 | 549 | 45 | 354 | 1 | 104 | 21 |
| 25-29 | 2,471 | 2,016 | 1,847 | 20 | 220 | 714 | 526 | 239 | 74 | 35 | 19 | 169 | 8.4 | 455 | 103 | 11 | 259 | 1 | 60 | 21 |
| 30-34 | 2,298 | 1,977 | 1,842 | 26 | 255 | 678 | 530 | 249 | 66 | 23 | 15 | 135 | 6.8 | 321 | 32 | 4 | 206 | . | 56 | 23 |
| 35-39 | 1,996 | 1,769 | 1,682 | 66 | 274 | 590 | 429 | 241 | 60 | 9 | 13 | 87 | 4.9 | 227 | 23 | 3 | 155 | . | 25 | 21 |
| 40-44 | 1,776 | 1,588 | 1,518 | 50 | 311 | 478 | 353 | 220 | 69 | 17 | 20 | 70 | 4.4 | 188 | 14 | 1 | 121 | . | 30 | 22 |
| 45-49 | 1,840 | 1,657 | 1,607 | 54 | 343 | 515 | 318 | 268 | 66 | 16 | 27 | 50 | 3.0 | 183 | 9 | 2 | 113 | 3 | 26 | 30 |
| 50-54 | 1,517 | 1,348 | 1,301 | 49 | 316 | 385 | 228 | 221 | 55 | 14 | 33 | 47 | 3.5 | 169 | 12 | . | 100 | 14 | 21 | 22 |
| 55-60 | 1,103 | 952 | 898 | 28 | 188 | 253 | 166 | 183 | 38 | 10 | 32 | 54 | 5.7 | 151 | 1 | . | 85 | 18 | 20 | 27 |
| 60-64 | 917 | 713 | 639 | 28 | 158 | 112 | 91 | 174 | 37 | 13 | 26 | 74 | 10.4 | 204 | 2 | . | 81 | 79 | 14 | 28 |
| 65-69 | 643 | 439 | 389 | 17 | 102 | 50 | 56 | 120 | 22 | 8 | 14 | 50 | 11.4 | 204 | . | . | 56 | 106 | 21 | 21 |
| 70-74 | 505 | 267 | 218 | 4 | 61 | 21 | 22 | 82 | 16 | 5 | 7 | 49 | 18.4 | 238 | 1 | . | 62 | 153 | 9 | 13 |
| 75+ | 713 | 234 | 174 | 7 | 51 | 15 | 7 | 70 | 15 | 7 | 2 | 60 | 25.6 | 479 | 2 | . | 65 | 364 | 24 | 24 |

| Age group | Total population (15 yrs +) | Economically active/in the labour force | | | | | | | | | | | Not Economically active/ not in the labour force | | | | | | | | | |
|---------------|-----------------------------|---|-----------------------|----------------------------|----------------------------|-----------------------------|------------------------------|-------------------------------------|-------------------------------|----------------|--|------------------------|--|--------------|------------|------------------|---------------------|---------------------|-------------|-------------------|------|-------------------------------|
| | | Employed | | | | | | | | | | | Unemployed | | | Total Not Active | Student - full time | Student - part time | Home duties | Retired / Too old | None | Physically /Mentally Disabled |
| | | Total Employed | Employer ¹ | Self-employed ² | Public Sector ³ | Private sector ⁴ | Own Consumption ⁵ | Unpaid Family business ⁶ | Household Duties ⁷ | Volunteer work | Willing & available to work last week? | Unemployment rate (%)* | | | | | | | | | | |
| Female | 24,531 | 9,421 | 213 | 1,726 | 3,310 | 1,926 | 1,373 | 231 | 519 | 123 | 3,968 | 29.6 | 11,142 | 3,456 | 159 | 6,295 | 804 | 228 | 200 | | | |
| 15-19 | 3,731 | 491 | 1 | 27 | 67 | 79 | 32 | 13 | 33 | 4 | 235 | 47.9 | 3,240 | 2,753 | 50 | 397 | 2 | 23 | 15 | | | |
| 20-24 | 3,276 | 1,183 | 8 | 105 | 467 | 378 | 93 | 34 | 72 | 26 | 556 | 32.0 | 1,537 | 571 | 78 | 847 | 1 | 30 | 10 | | | |
| 25-29 | 2,643 | 1,797 | 18 | 153 | 578 | 314 | 132 | 19 | 60 | 17 | 506 | 28.2 | 846 | 65 | 14 | 732 | 2 | 21 | 12 | | | |
| 30-34 | 2,692 | 1,889 | 23 | 233 | 600 | 324 | 141 | 23 | 69 | 5 | 471 | 24.9 | 803 | 27 | 9 | 732 | 1 | 21 | 13 | | | |
| 35-39 | 2,231 | 1,524 | 31 | 192 | 437 | 229 | 135 | 26 | 49 | 9 | 416 | 27.3 | 707 | 14 | 5 | 663 | . | 12 | 13 | | | |
| 40-44 | 1,993 | 1,439 | 25 | 244 | 382 | 195 | 181 | 30 | 53 | 15 | 314 | 21.8 | 554 | 9 | . | 519 | . | 10 | 16 | | | |
| 45-49 | 1,894 | 1,350 | 30 | 241 | 303 | 168 | 182 | 31 | 55 | 10 | 330 | 24.4 | 544 | 9 | 1 | 496 | 5 | 11 | 22 | | | |
| 50-54 | 1,474 | 1,018 | 28 | 191 | 237 | 110 | 120 | 21 | 41 | 11 | 259 | 25.4 | 456 | 1 | . | 414 | 9 | 18 | 14 | | | |
| 55-60 | 1,224 | 745 | 22 | 127 | 136 | 69 | 106 | 9 | 22 | 9 | 245 | 32.9 | 479 | 1 | . | 421 | 17 | 16 | 24 | | | |
| 60-64 | 1,007 | 569 | 13 | 95 | 64 | 40 | 103 | 9 | 23 | 5 | 217 | 38.1 | 438 | 2 | . | 358 | 57 | 10 | 11 | | | |
| 65-69 | 755 | 369 | 5 | 62 | 25 | 12 | 68 | 9 | 19 | 5 | 164 | 44.4 | 386 | 2 | . | 262 | 86 | 19 | 17 | | | |
| 70-74 | 624 | 223 | 5 | 35 | 9 | 6 | 42 | 4 | 13 | 2 | 107 | 48.0 | 401 | . | 2 | 233 | 142 | 15 | 9 | | | |
| 75+ | 987 | 236 | 4 | 21 | 5 | 2 | 38 | 3 | 10 | 5 | 148 | 62.7 | 751 | 2 | . | 221 | 482 | 22 | 24 | | | |
| Vava'u | 8,525 | 5,715 | 84 | 752 | 715 | 964 | 1,850 | 244 | 241 | 58 | 807 | 14.1 | 2,810 | 1,145 | 28 | 1,113 | 287 | 166 | 71 | | | |
| 15-19 | 1,464 | 269 | 1 | 28 | 8 | 30 | 72 | 16 | 25 | 8 | 81 | 30.1 | 1,195 | 1,034 | 8 | 113 | . | 35 | 5 | | | |
| 20-24 | 923 | 612 | 3 | 65 | 72 | 109 | 140 | 31 | 48 | 12 | 132 | 21.6 | 311 | 92 | 17 | 175 | . | 21 | 6 | | | |
| 25-29 | 728 | 588 | 8 | 58 | 90 | 135 | 160 | 26 | 25 | 6 | 80 | 13.6 | 140 | 7 | 1 | 115 | . | 13 | 4 | | | |
| 30-34 | 763 | 631 | 8 | 78 | 110 | 120 | 192 | 12 | 26 | 7 | 78 | 12.4 | 132 | 2 | 1 | 121 | . | 7 | 1 | | | |
| 35-39 | 685 | 517 | 10 | 96 | 77 | 118 | 179 | 19 | 18 | 0 | 68 | 11.6 | 100 | 2 | . | 86 | 1 | 4 | 7 | | | |
| 40-44 | 741 | 649 | 8 | 91 | 92 | 132 | 225 | 28 | 17 | 4 | 52 | 8.0 | 92 | 2 | . | 82 | 1 | 5 | 2 | | | |
| 45-49 | 750 | 652 | 11 | 99 | 91 | 114 | 233 | 25 | 18 | 4 | 57 | 8.7 | 98 | 2 | . | 74 | . | 13 | 9 | | | |
| 50-54 | 606 | 522 | 12 | 69 | 83 | 89 | 179 | 15 | 24 | 4 | 47 | 9.0 | 84 | . | 1 | 69 | 3 | 8 | 3 | | | |
| 55-60 | 460 | 385 | 10 | 44 | 59 | 49 | 138 | 22 | 12 | 4 | 47 | 12.2 | 75 | 1 | . | 51 | 11 | 9 | 3 | | | |
| 60-64 | 391 | 287 | 4 | 43 | 17 | 30 | 116 | 20 | 9 | 4 | 44 | 15.3 | 104 | . | . | 63 | 27 | 8 | 6 | | | |
| 65-69 | 351 | 254 | 4 | 41 | 7 | 24 | 115 | 14 | 9 | 3 | 37 | 14.6 | 97 | 1 | . | 59 | 21 | 14 | 2 | | | |
| 70-74 | 245 | 140 | 1 | 25 | 6 | 6 | 57 | 7 | 4 | 1 | 33 | 23.6 | 105 | 1 | . | 41 | 44 | 9 | 10 | | | |
| 75+ | 418 | 141 | 4 | 15 | 3 | 8 | 44 | 9 | 6 | 1 | 51 | 36.2 | 277 | 1 | . | 64 | 179 | 20 | 13 | | | |
| Male | 4,118 | 3,046 | 61 | 417 | 397 | 658 | 987 | 210 | 56 | 43 | 217 | 7.1 | 1,072 | 530 | 7 | 283 | 129 | 84 | 39 | | | |
| 15-19 | 742 | 183 | 1 | 24 | 5 | 24 | 60 | 16 | 12 | 7 | 34 | 18.6 | 559 | 481 | 3 | 51 | . | 23 | 1 | | | |
| 20-24 | 435 | 318 | 2 | 44 | 33 | 60 | 96 | 28 | 13 | 7 | 35 | 11.0 | 117 | 40 | 3 | 57 | . | 14 | 3 | | | |
| 25-29 | 315 | 277 | 2 | 33 | 37 | 71 | 88 | 20 | 5 | 3 | 18 | 6.5 | 38 | 3 | 1 | 26 | . | 4 | 4 | | | |
| 30-34 | 340 | 316 | 7 | 45 | 58 | 71 | 98 | 11 | 8 | 4 | 14 | 4.4 | 24 | 1 | . | 17 | . | 5 | 1 | | | |
| 35-39 | 337 | 309 | 10 | 47 | 41 | 77 | 104 | 17 | 0 | 0 | 13 | 4.2 | 28 | 2 | . | 18 | . | 1 | 7 | | | |
| 40-44 | 356 | 336 | 5 | 42 | 50 | 98 | 103 | 22 | 2 | 2 | 12 | 3.6 | 20 | . | . | 16 | . | 2 | 2 | | | |
| 45-49 | 383 | 354 | 8 | 55 | 54 | 87 | 111 | 20 | 5 | 4 | 10 | 2.8 | 29 | 1 | . | 14 | . | 7 | 7 | | | |

| Age group | Total population (15 yrs +) | Economically active/in the labour force | | | | | | | | | | | Not Economically active/ not in the labour force | | | | | | |
|----------------|-----------------------------|---|-----------------------|----------------------------|----------------------------|-----------------------------|------------------------------|-------------------------------------|-------------------------------|----------------|--|------------------------|--|---------------------|---------------------|-------------|-------------------|-----------|-------------------------------|
| | | Employed | | | | | | | | | | | Unemployed | | | | | | |
| | | Total Employed | Employer ¹ | Self-employed ² | Public Sector ³ | Private sector ⁴ | Own Consumption ⁵ | Unpaid Family business ⁶ | Household Duties ⁷ | Volunteer work | Willing & available to work last week? | Unemployment rate (%)* | Total Not Active | Student - full time | Student - part time | Home duties | Retired / Too old | None | Physically /Mentally Disabled |
| 50-54 | 318 | 283 | 9 | 31 | 54 | 74 | 90 | 14 | 7 | 4 | 12 | 4.1 | 23 | . | . | 17 | . | 4 | 2 |
| 55-60 | 227 | 194 | 7 | 26 | 39 | 41 | 60 | 15 | 2 | 4 | 12 | 5.8 | 21 | 1 | . | 10 | 5 | 3 | 2 |
| 60-64 | 181 | 140 | 3 | 21 | 13 | 23 | 57 | 19 | 0 | 4 | 14 | 9.1 | 27 | . | . | 6 | 15 | 4 | 2 |
| 65-69 | 177 | 132 | 4 | 28 | 6 | 20 | 59 | 12 | 0 | 3 | 12 | 8.3 | 33 | . | . | 16 | 9 | 6 | 2 |
| 70-74 | 123 | 66 | 1 | 16 | 4 | 6 | 30 | 7 | 1 | 1 | 14 | 17.5 | 43 | 1 | . | 12 | 24 | 4 | 2 |
| 75+ | 184 | 57 | 2 | 5 | 3 | 6 | 31 | 9 | 1 | 0 | 17 | 23.0 | 110 | . | . | 23 | 76 | 7 | 4 |
| Female | 4,407 | 2,079 | 23 | 335 | 318 | 306 | 863 | 34 | 185 | 15 | 590 | 22.1 | 1,738 | 615 | 21 | 830 | 158 | 82 | 32 |
| 15-19 | 722 | 39 | 0 | 4 | 3 | 6 | 12 | 0 | 13 | 1 | 47 | 54.7 | 636 | 553 | 5 | 62 | . | 12 | 4 |
| 20-24 | 488 | 197 | 1 | 21 | 39 | 49 | 44 | 3 | 35 | 5 | 97 | 33.0 | 194 | 52 | 14 | 118 | . | 7 | 3 |
| 25-29 | 413 | 311 | 6 | 25 | 53 | 64 | 72 | 6 | 20 | 3 | 62 | 19.9 | 102 | 4 | . | 89 | . | 9 | . |
| 30-34 | 423 | 315 | 1 | 33 | 52 | 49 | 94 | 1 | 18 | 3 | 64 | 20.3 | 108 | 1 | 1 | 104 | . | 2 | . |
| 35-39 | 348 | 276 | 0 | 49 | 36 | 41 | 75 | 2 | 18 | 0 | 55 | 19.9 | 72 | . | . | 68 | 1 | 3 | . |
| 40-44 | 385 | 313 | 3 | 49 | 42 | 34 | 122 | 6 | 15 | 2 | 40 | 12.8 | 72 | 2 | . | 66 | 1 | 3 | . |
| 45-49 | 367 | 298 | 3 | 44 | 37 | 27 | 122 | 5 | 13 | 0 | 47 | 15.8 | 69 | 1 | . | 60 | . | 6 | 2 |
| 50-54 | 288 | 192 | 3 | 38 | 29 | 15 | 89 | 1 | 17 | 0 | 35 | 15.4 | 61 | . | . | 52 | 3 | 4 | 1 |
| 55-60 | 233 | 179 | 3 | 18 | 20 | 8 | 78 | 7 | 10 | 0 | 35 | 19.6 | 54 | . | . | 41 | 6 | 6 | 1 |
| 60-64 | 210 | 133 | 1 | 22 | 4 | 7 | 59 | 1 | 9 | 0 | 30 | 22.6 | 77 | . | . | 57 | 12 | 4 | 4 |
| 65-69 | 174 | 110 | 0 | 13 | 1 | 4 | 56 | 2 | 9 | 0 | 25 | 22.7 | 64 | 1 | . | 43 | 12 | 8 | . |
| 70-74 | 122 | 60 | 0 | 9 | 2 | 0 | 27 | 0 | 3 | 0 | 19 | 31.7 | 62 | . | . | 29 | 20 | 5 | 8 |
| 75+ | 234 | 33 | 2 | 10 | 0 | 2 | 13 | 0 | 5 | 1 | 34 | 50.7 | 167 | 1 | . | 41 | 103 | 13 | 9 |
| Ha'apai | 3,867 | 2,554 | 19 | 617 | 385 | 389 | 918 | 128 | 63 | 35 | 274 | 9.7 | 1,039 | 418 | 29 | 409 | 99 | 43 | 41 |
| 15-19 | 616 | 170 | 1 | 19 | 5 | 18 | 49 | 25 | 7 | 2 | 44 | 25.9 | 446 | 367 | 18 | 55 | . | 5 | 1 |
| 20-24 | 416 | 292 | 1 | 46 | 32 | 37 | 80 | 25 | 14 | 5 | 52 | 17.8 | 124 | 44 | 9 | 61 | . | 6 | 4 |
| 25-29 | 384 | 330 | 1 | 65 | 60 | 52 | 96 | 17 | 9 | 5 | 25 | 7.6 | 54 | 4 | 2 | 42 | 1 | 2 | 3 |
| 30-34 | 375 | 321 | 3 | 79 | 59 | 42 | 91 | 12 | 7 | 1 | 27 | 8.4 | 54 | 2 | . | 47 | . | 5 | . |
| 35-39 | 370 | 338 | 3 | 91 | 52 | 49 | 93 | 11 | 12 | 2 | 25 | 7.4 | 32 | . | . | 28 | . | 3 | 1 |
| 40-44 | 337 | 293 | 0 | 65 | 44 | 55 | 106 | 6 | 2 | 2 | 13 | 4.4 | 44 | 1 | . | 37 | . | 1 | 5 |
| 45-49 | 312 | 277 | 3 | 62 | 42 | 56 | 84 | 7 | 2 | 5 | 16 | 5.8 | 35 | . | . | 30 | . | 1 | 4 |
| 50-54 | 243 | 231 | 2 | 54 | 40 | 36 | 73 | 7 | 1 | 3 | 15 | 6.5 | 12 | . | . | 10 | 1 | . | 1 |
| 55-60 | 215 | 188 | 2 | 47 | 27 | 22 | 65 | 5 | 6 | 3 | 11 | 5.9 | 27 | . | . | 19 | . | 1 | 7 |
| 60-64 | 180 | 141 | 0 | 36 | 16 | 10 | 53 | 10 | 1 | 0 | 15 | 10.6 | 39 | . | . | 22 | 5 | 6 | 6 |
| 65-69 | 145 | 110 | 0 | 26 | 7 | 9 | 56 | 2 | 1 | 3 | 6 | 5.5 | 35 | . | . | 18 | 9 | 3 | 5 |
| 70-74 | 117 | 73 | 3 | 18 | 0 | 1 | 37 | 1 | 1 | 3 | 9 | 12.3 | 44 | . | . | 15 | 23 | 3 | 3 |
| 75+ | 157 | 64 | 0 | 9 | 1 | 2 | 35 | 0 | 0 | 1 | 16 | 25.0 | 93 | . | . | 25 | 60 | 7 | 1 |
| Male | 1,939 | 1,426 | 12 | 287 | 235 | 244 | 501 | 94 | 25 | 28 | 79 | 5.2 | 434 | 202 | 5 | 140 | 36 | 25 | 26 |
| 15-19 | 328 | 108 | 1 | 13 | 1 | 11 | 34 | 22 | 5 | 2 | 19 | 17.6 | 220 | 183 | 2 | 32 | . | 3 | . |

| Age group | Total population (15 yrs +) | Economically active/in the labour force | | | | | | | | | | | Not Economically active/ not in the labour force | | | | | | | |
|---------------|-----------------------------|---|----------------|-----------------------|----------------------------|----------------------------|-----------------------------|------------------------------|-------------------------------------|-------------------------------|----------------|--|--|------------------|---------------------|---------------------|-------------|-------------------|-----------|-------------------------------|
| | | Total Active | Employed | | | | | | | Unemployed | | | | Total Not Active | Student - full time | Student - part time | Home duties | Retired / Too old | None | Physically /Mentally Disabled |
| | | | Total Employed | Employer ¹ | Self-employed ² | Public Sector ³ | Private sector ⁴ | Own Consumption ⁵ | Unpaid Family business ⁶ | Household Duties ⁷ | Volunteer work | Willing & available to work last week? | Unemployed -ment rate (%)* | | | | | | | |
| 20-24 | 234 | 177 | 0 | 32 | 22 | 23 | 47 | 21 | 8 | 5 | 19 | 10.7 | 57 | 18 | 2 | 29 | . | 5 | 3 | |
| 25-29 | 181 | 159 | 1 | 28 | 26 | 29 | 54 | 11 | 2 | 2 | 6 | 3.8 | 22 | . | 1 | 17 | 1 | 1 | 2 | |
| 30-34 | 164 | 149 | 1 | 32 | 27 | 24 | 53 | 9 | 2 | 1 | 0 | 0.0 | 15 | 1 | . | 10 | . | 4 | . | |
| 35-39 | 189 | 182 | 3 | 45 | 30 | 29 | 54 | 9 | 4 | 2 | 6 | 3.3 | 7 | . | . | 4 | . | 2 | 1 | |
| 40-44 | 165 | 149 | 0 | 25 | 29 | 31 | 56 | 4 | 1 | 1 | 2 | 1.3 | 16 | . | . | 13 | . | 1 | 2 | |
| 45-49 | 161 | 148 | 1 | 27 | 28 | 35 | 48 | 4 | 0 | 5 | 3 | 2.0 | 10 | . | . | 6 | . | 1 | 3 | |
| 50-54 | 128 | 118 | 1 | 25 | 25 | 27 | 35 | 3 | 0 | 2 | 6 | 4.8 | 4 | . | . | 2 | 1 | . | 1 | |
| 55-60 | 108 | 98 | 1 | 18 | 23 | 17 | 29 | 3 | 2 | 3 | 2 | 2.0 | 10 | . | . | 5 | . | 5 | 5 | |
| 60-64 | 93 | 76 | 0 | 16 | 16 | 8 | 23 | 6 | 1 | 0 | 6 | 7.9 | 17 | . | . | 8 | 2 | 3 | 4 | |
| 65-69 | 70 | 60 | 0 | 14 | 7 | 8 | 27 | 2 | 0 | 2 | 0 | 0.0 | 10 | . | . | 4 | 3 | 1 | 2 | |
| 70-74 | 50 | 36 | 3 | 7 | 0 | 1 | 20 | 0 | 0 | 2 | 3 | 8.3 | 14 | . | . | 2 | 7 | 2 | 3 | |
| 75+ | 68 | 29 | 0 | 5 | 1 | 1 | 21 | 0 | 0 | 1 | 7 | 19.4 | 32 | . | . | 8 | 22 | 2 | . | |
| Female | 1,928 | 1,323 | 7 | 330 | 150 | 145 | 417 | 34 | 38 | 7 | 195 | 14.7 | 605 | 216 | 24 | 269 | 63 | 18 | 15 | |
| 15-19 | 288 | 62 | 0 | 6 | 4 | 7 | 15 | 3 | 2 | 0 | 25 | 40.3 | 226 | 184 | 16 | 23 | . | 2 | 1 | |
| 20-24 | 182 | 115 | 1 | 14 | 10 | 14 | 33 | 4 | 6 | 0 | 33 | 28.7 | 67 | 26 | 7 | 32 | . | 1 | 1 | |
| 25-29 | 203 | 171 | 0 | 37 | 34 | 23 | 42 | 6 | 7 | 3 | 19 | 11.1 | 32 | 4 | 1 | 25 | . | 1 | 1 | |
| 30-34 | 211 | 172 | 2 | 47 | 32 | 18 | 38 | 3 | 5 | 0 | 27 | 15.7 | 39 | 1 | . | 37 | . | 1 | . | |
| 35-39 | 181 | 156 | 0 | 46 | 22 | 20 | 39 | 2 | 8 | 0 | 19 | 12.2 | 25 | . | . | 24 | . | 1 | . | |
| 40-44 | 172 | 144 | 0 | 40 | 15 | 24 | 50 | 2 | 1 | 1 | 11 | 7.6 | 28 | 1 | . | 24 | . | 3 | 3 | |
| 45-49 | 151 | 126 | 2 | 35 | 14 | 21 | 36 | 3 | 2 | 0 | 13 | 10.3 | 25 | . | . | 24 | . | . | 1 | |
| 50-54 | 115 | 107 | 1 | 29 | 15 | 9 | 38 | 4 | 1 | 1 | 9 | 8.4 | 8 | . | . | 8 | . | . | . | |
| 55-60 | 107 | 90 | 1 | 29 | 4 | 5 | 36 | 2 | 4 | 0 | 9 | 10.0 | 17 | . | . | 14 | . | 1 | 2 | |
| 60-64 | 87 | 65 | 0 | 20 | 0 | 2 | 30 | 4 | 0 | 0 | 9 | 13.8 | 22 | . | . | 14 | 3 | 3 | 2 | |
| 65-69 | 75 | 50 | 0 | 12 | 0 | 1 | 29 | 0 | 1 | 1 | 6 | 12.0 | 25 | . | . | 14 | 6 | 2 | 3 | |
| 70-74 | 67 | 37 | 0 | 11 | 0 | 0 | 17 | 1 | 1 | 1 | 6 | 16.2 | 30 | . | . | 13 | 16 | 1 | . | |
| 75+ | 89 | 19 | 0 | 4 | 0 | 1 | 14 | 0 | 0 | 0 | 9 | 32.1 | 61 | . | . | 17 | 38 | 5 | 1 | |
| Eua | 3,020 | 2,143 | 15 | 381 | 241 | 296 | 717 | 194 | 18 | 15 | 266 | 12.4 | 877 | 442 | 4 | 323 | 68 | 13 | 27 | |
| 15-19 | 521 | 90 | 0 | 6 | 1 | 11 | 27 | 16 | 1 | 0 | 28 | 31.1 | 431 | 401 | 2 | 21 | . | 4 | 3 | |
| 20-24 | 323 | 228 | 0 | 16 | 23 | 37 | 59 | 36 | 4 | 6 | 47 | 20.6 | 95 | 37 | 1 | 55 | . | 2 | . | |
| 25-29 | 286 | 233 | 3 | 30 | 41 | 39 | 61 | 26 | 0 | 0 | 33 | 14.2 | 53 | 4 | . | 48 | . | . | 1 | |
| 30-34 | 303 | 257 | 1 | 42 | 46 | 39 | 70 | 22 | 5 | 2 | 30 | 11.7 | 46 | . | 1 | 44 | . | . | 1 | |
| 35-39 | 254 | 221 | 2 | 45 | 30 | 38 | 69 | 15 | 2 | 1 | 19 | 8.6 | 33 | . | . | 28 | . | 3 | 2 | |
| 40-44 | 245 | 223 | 1 | 50 | 22 | 30 | 77 | 17 | 2 | 2 | 22 | 9.9 | 22 | . | . | 21 | . | . | 1 | |
| 45-49 | 272 | 251 | 1 | 42 | 35 | 39 | 88 | 20 | 1 | 2 | 23 | 9.2 | 21 | . | . | 18 | . | . | 3 | |
| 50-54 | 211 | 189 | 1 | 40 | 20 | 33 | 60 | 15 | 1 | 0 | 19 | 10.1 | 22 | . | . | 19 | . | . | 3 | |
| 55-60 | 165 | 147 | 2 | 32 | 12 | 12 | 64 | 10 | 1 | 0 | 14 | 9.5 | 18 | . | . | 17 | . | . | 1 | |

| Age group | Total population (15 yrs +) | Economically active/in the labour force | | | | | | | | | | | Not Economically active/ not in the labour force | | | | | | Physically /Mentally Disabled | |
|------------------|-----------------------------|---|------------|----------------------------|----------------------------|-----------------------------|------------------------------|-------------------------------------|-------------------------------|----------------|--|-------------------------|--|------------------|---------------------|---------------------|-------------|-------------------|-------------------------------|------|
| | | Total Active | Employed | | | | | | | Unemployed | | | | Total Not Active | Student - full time | Student - part time | Home duties | Retired / Too old | | None |
| | | | Employer 1 | Self-employed ² | Public Sector ³ | Private sector ⁴ | Own Consumption ⁵ | Unpaid Family business ⁶ | Household Duties ⁷ | Volunteer work | Willing & available to work last week? | Unemployment rate (%)** | | | | | | | | |
| 60-64 | 141 | 126 | 0 | 35 | 7 | 11 | 55 | 7 | 1 | 2 | 8 | 6.3 | 15 | . | . | 9 | 2 | 1 | 3 | |
| 65-69 | 98 | 75 | 1 | 25 | 4 | 5 | 30 | 3 | 0 | 0 | 7 | 9.3 | 23 | . | . | 17 | 2 | 2 | 2 | |
| 70-74 | 74 | 50 | 2 | 9 | 0 | 2 | 31 | 2 | 0 | 0 | 4 | 8.0 | 24 | . | . | 9 | 10 | . | 5 | |
| 75+ | 127 | 53 | 1 | 9 | 0 | 0 | 26 | 5 | 0 | 0 | 12 | 22.6 | 74 | . | . | 17 | 54 | 1 | 2 | |
| Male | 1,510 | 1,210 | 12 | 196 | 151 | 225 | 419 | 138 | 8 | 8 | 53 | 4.4 | 300 | 204 | 2 | 41 | 27 | 11 | 15 | |
| 15-19 | 264 | 71 | 0 | 6 | 1 | 11 | 23 | 14 | 1 | 0 | 15 | 21.1 | 193 | 178 | 1 | 8 | . | 4 | 2 | |
| 20-24 | 181 | 148 | 0 | 7 | 13 | 23 | 54 | 34 | 4 | 1 | 12 | 8.1 | 33 | 24 | . | 7 | . | 2 | . | |
| 25-29 | 127 | 117 | 2 | 11 | 23 | 24 | 31 | 20 | 0 | 0 | 6 | 5.1 | 10 | 2 | . | 7 | . | . | 1 | |
| 30-34 | 146 | 141 | 1 | 14 | 30 | 31 | 46 | 12 | 1 | 2 | 4 | 2.8 | 5 | . | 1 | 4 | . | . | . | |
| 35-39 | 116 | 107 | 1 | 18 | 14 | 30 | 34 | 9 | 1 | 0 | 5 | 4.5 | 4 | . | . | 1 | . | 3 | . | |
| 40-44 | 132 | 130 | 1 | 31 | 17 | 26 | 38 | 11 | 1 | 1 | 4 | 3.1 | 2 | . | . | 1 | . | . | 1 | |
| 45-49 | 140 | 137 | 0 | 17 | 26 | 30 | 49 | 13 | 0 | 2 | 0 | 0.0 | 3 | . | . | 2 | . | . | 1 | |
| 50-54 | 103 | 101 | 1 | 21 | 11 | 25 | 32 | 8 | 0 | 0 | 3 | 3.0 | 2 | . | . | . | . | . | 2 | |
| 55-60 | 76 | 73 | 2 | 18 | 6 | 8 | 32 | 7 | 0 | 0 | 0 | 0.0 | 3 | . | . | 2 | . | . | 1 | |
| 60-64 | 77 | 74 | 0 | 22 | 6 | 10 | 29 | 4 | 0 | 2 | 1 | 1.4 | 3 | . | . | 1 | . | 1 | 1 | |
| 65-69 | 49 | 42 | 1 | 15 | 4 | 5 | 16 | 1 | 0 | 0 | 0 | 0.0 | 7 | . | . | 3 | 2 | 1 | 1 | |
| 70-74 | 37 | 28 | 2 | 7 | 0 | 2 | 16 | 1 | 0 | 0 | 0 | 0.0 | 9 | . | . | . | 5 | . | 4 | |
| 75+ | 62 | 36 | 1 | 9 | 0 | 0 | 19 | 4 | 0 | 0 | 3 | 8.3 | 26 | . | . | 5 | 20 | . | 1 | |
| Female | 1,510 | 933 | 3 | 185 | 90 | 71 | 298 | 56 | 10 | 7 | 213 | 22.8 | 577 | 238 | 2 | 282 | 41 | 2 | 12 | |
| 15-19 | 257 | 19 | 0 | 0 | 0 | 0 | 4 | 2 | 0 | 0 | 13 | 68.4 | 238 | 223 | 1 | 13 | . | . | 1 | |
| 20-24 | 142 | 80 | 0 | 9 | 10 | 14 | 5 | 2 | 0 | 5 | 35 | 43.8 | 62 | 13 | 1 | 48 | . | . | . | |
| 25-29 | 159 | 116 | 1 | 19 | 18 | 15 | 30 | 6 | 0 | 0 | 27 | 23.3 | 43 | 2 | . | 41 | . | . | . | |
| 30-34 | 157 | 116 | 0 | 28 | 16 | 8 | 24 | 10 | 4 | 0 | 26 | 22.4 | 41 | . | . | 40 | . | . | 1 | |
| 35-39 | 138 | 109 | 1 | 27 | 16 | 8 | 35 | 6 | 1 | 1 | 14 | 12.8 | 29 | . | . | 27 | . | . | 2 | |
| 40-44 | 113 | 93 | 0 | 19 | 5 | 4 | 39 | 6 | 1 | 1 | 18 | 19.4 | 20 | . | . | 20 | . | . | . | |
| 45-49 | 132 | 114 | 1 | 25 | 9 | 9 | 39 | 7 | 1 | 0 | 23 | 20.2 | 18 | . | . | 16 | . | . | 2 | |
| 50-54 | 108 | 88 | 0 | 19 | 9 | 8 | 28 | 7 | 1 | 0 | 16 | 18.2 | 20 | . | . | 19 | . | . | 1 | |
| 55-60 | 89 | 74 | 0 | 14 | 6 | 4 | 32 | 3 | 1 | 0 | 14 | 18.9 | 15 | . | . | 15 | . | . | . | |
| 60-64 | 64 | 52 | 0 | 13 | 1 | 1 | 26 | 3 | 1 | 0 | 7 | 13.5 | 12 | . | . | 8 | 2 | . | 2 | |
| 65-69 | 49 | 33 | 0 | 10 | 0 | 0 | 14 | 2 | 0 | 0 | 7 | 21.2 | 16 | . | . | 14 | . | 1 | 1 | |
| 70-74 | 37 | 22 | 0 | 2 | 0 | 0 | 15 | 1 | 0 | 0 | 4 | 18.2 | 15 | . | . | 9 | 5 | . | 1 | |
| 75+ | 65 | 17 | 0 | 0 | 0 | 0 | 7 | 1 | 0 | 0 | 9 | 52.9 | 48 | . | . | 12 | 34 | 1 | 1 | |
| Ongo Niua | 804 | 558 | 2 | 199 | 137 | 8 | 107 | 55 | 17 | 5 | 28 | 5.0 | 246 | 99 | . | 107 | 26 | 3 | 11 | |
| 15-19 | 125 | 22 | 0 | 2 | 1 | 0 | 2 | 9 | 1 | 0 | 7 | 31.8 | 103 | 90 | . | 10 | . | 1 | 2 | |
| 20-24 | 74 | 52 | 0 | 7 | 9 | 0 | 4 | 19 | 6 | 0 | 7 | 13.5 | 22 | 7 | . | 15 | . | . | . | |
| 25-29 | 73 | 57 | 0 | 13 | 18 | 1 | 9 | 7 | 3 | 0 | 6 | 10.5 | 16 | 1 | . | 13 | . | 1 | 1 | |

| Age group | Total population (15 yrs +) | Economically active/in the labour force | | | | | | | | | | | Not Economically active/ not in the labour force | | | | | | Physically /Mentally Disabled |
|---------------|-----------------------------|---|-----------------------|----------------------------|----------------------------|-----------------------------|------------------------------|-------------------------------------|-------------------------------|----------------|--|------------------------|--|---------------------|---------------------|-------------|-------------------|----------|-------------------------------|
| | | Employed | | | | | | | | | | | Unemployed | | | | | | |
| | | Total Employed | Employer ¹ | Self-employed ² | Public Sector ³ | Private sector ⁴ | Own Consumption ⁵ | Unpaid Family business ⁶ | Household Duties ⁷ | Volunteer work | Willing & available to work last week? | Unemployment rate (%)* | Total Not Active | Student - full time | Student - part time | Home duties | Retired / Too old | None | |
| 30-34 | 59 | 51 | 0 | 14 | 23 | 1 | 8 | 4 | 1 | 0 | 0 | 0 | 3 | 5.6 | 5 | . | 5 | . | . |
| 35-39 | 69 | 60 | 2 | 21 | 16 | 2 | 12 | 5 | 1 | 1 | 1 | 1 | 2 | 3.2 | 7 | . | 6 | . | 1 |
| 40-44 | 65 | 53 | 0 | 21 | 17 | 2 | 8 | 3 | 1 | 1 | 1 | 1 | 1 | 1.9 | 11 | . | 10 | . | . |
| 45-49 | 64 | 51 | 0 | 21 | 14 | 1 | 15 | 0 | 0 | 0 | 0 | 0 | 0 | 0.0 | 13 | . | 10 | . | 1 |
| 50-54 | 68 | 56 | 0 | 26 | 18 | 1 | 6 | 2 | 1 | 1 | 2 | 2 | 0 | 0.0 | 12 | . | 11 | . | 1 |
| 55-60 | 64 | 59 | 0 | 22 | 19 | 0 | 14 | 1 | 2 | 1 | 1 | 0 | 0 | 0.0 | 5 | . | 4 | . | 1 |
| 60-64 | 44 | 39 | 0 | 26 | 1 | 0 | 9 | 2 | 1 | 0 | 0 | 0 | 0 | 0.0 | 5 | . | 5 | . | . |
| 65-69 | 29 | 22 | 0 | 8 | 1 | 0 | 10 | 3 | 0 | 0 | 0 | 0 | 0 | 0.0 | 7 | . | 2 | 4 | 1 |
| 70-74 | 30 | 17 | 0 | 10 | 0 | 0 | 7 | 0 | 0 | 0 | 0 | 0 | 0 | 0.0 | 13 | . | 7 | 4 | 2 |
| 75+ | 40 | 13 | 0 | 8 | 0 | 0 | 3 | 0 | 0 | 0 | 0 | 0 | 2 | 15.4 | 27 | . | 9 | 18 | . |
| Male | 425 | 307 | 1 | 52 | 108 | 8 | 81 | 32 | 10 | 3 | 12 | 3.9 | 118 | 51 | 43 | 15 | 2 | 7 | 7 |
| 15-19 | 72 | 8 | 0 | 1 | 1 | 0 | 2 | 4 | 0 | 0 | 6 | 42.9 | 58 | 49 | 7 | . | 7 | . | 1 |
| 20-24 | 45 | 33 | 0 | 0 | 8 | 0 | 3 | 16 | 6 | 0 | 4 | 10.8 | 8 | 1 | 7 | . | 7 | . | . |
| 25-29 | 32 | 27 | 0 | 3 | 9 | 1 | 7 | 4 | 1 | 0 | 2 | 7.4 | 5 | 1 | 4 | . | 4 | . | . |
| 30-34 | 29 | 27 | 0 | 1 | 16 | 1 | 7 | 1 | 1 | 0 | 0 | 0.0 | 2 | . | 2 | . | 2 | . | . |
| 35-39 | 35 | 33 | 1 | 4 | 11 | 2 | 10 | 3 | 1 | 1 | 0 | 0.0 | 2 | . | 1 | . | 1 | . | 1 |
| 40-44 | 26 | 23 | 0 | 3 | 13 | 2 | 5 | 0 | 0 | 0 | 0 | 0.0 | 3 | . | 3 | . | 3 | . | . |
| 45-49 | 35 | 28 | 0 | 7 | 12 | 1 | 8 | 0 | 0 | 0 | 0 | 0.0 | 7 | . | 5 | . | 5 | . | 1 |
| 50-54 | 37 | 32 | 0 | 9 | 17 | 1 | 4 | 0 | 0 | 1 | 0 | 0.0 | 5 | . | 4 | . | 4 | . | 1 |
| 55-60 | 40 | 37 | 0 | 5 | 19 | 0 | 11 | 0 | 1 | 1 | 0 | 0.0 | 3 | . | 2 | . | 2 | . | 1 |
| 60-64 | 18 | 17 | 0 | 8 | 1 | 0 | 6 | 2 | 0 | 0 | 0 | 0.0 | 1 | . | 1 | . | 1 | . | . |
| 65-69 | 21 | 17 | 0 | 4 | 1 | 0 | 10 | 2 | 0 | 0 | 0 | 0.0 | 4 | . | 2 | . | 2 | 2 | . |
| 70-74 | 16 | 9 | 0 | 3 | 0 | 0 | 6 | 0 | 0 | 0 | 0 | 0.0 | 7 | . | 2 | . | 2 | 3 | 2 |
| 75+ | 19 | 6 | 0 | 4 | 0 | 0 | 2 | 0 | 0 | 0 | 0 | 0.0 | 13 | . | 3 | . | 10 | . | . |
| Female | 379 | 251 | 1 | 147 | 29 | 0 | 26 | 23 | 7 | 2 | 16 | 6.4 | 128 | 48 | 64 | 11 | 1 | 4 | 4 |
| 15-19 | 53 | 7 | 0 | 1 | 0 | 0 | 0 | 5 | 1 | 0 | 1 | 12.5 | 45 | 41 | 3 | . | 3 | . | 1 |
| 20-24 | 29 | 12 | 0 | 7 | 1 | 0 | 1 | 3 | 0 | 0 | 3 | 20.0 | 14 | 6 | 8 | . | 8 | . | . |
| 25-29 | 41 | 30 | 0 | 10 | 9 | 0 | 2 | 3 | 2 | 0 | 4 | 13.3 | 11 | . | 9 | . | 9 | . | 1 |
| 30-34 | 30 | 27 | 0 | 13 | 7 | 0 | 1 | 3 | 0 | 0 | 3 | 11.1 | 3 | . | 3 | . | 3 | . | . |
| 35-39 | 34 | 29 | 1 | 17 | 5 | 0 | 2 | 2 | 0 | 0 | 2 | 6.9 | 5 | . | 5 | . | 5 | . | . |
| 40-44 | 39 | 31 | 0 | 18 | 4 | 0 | 3 | 3 | 1 | 1 | 1 | 3.2 | 8 | 1 | 7 | . | 7 | . | 1 |
| 45-49 | 29 | 23 | 0 | 14 | 2 | 0 | 7 | 0 | 0 | 0 | 0 | 0.0 | 6 | . | 5 | . | 5 | . | 1 |
| 50-54 | 31 | 24 | 0 | 17 | 1 | 0 | 2 | 2 | 1 | 1 | 0 | 0.0 | 7 | . | 7 | . | 7 | . | . |
| 55-60 | 24 | 22 | 0 | 17 | 0 | 0 | 3 | 1 | 1 | 0 | 0 | 0.0 | 2 | . | 2 | . | 2 | . | . |
| 60-64 | 26 | 22 | 0 | 18 | 0 | 0 | 3 | 0 | 1 | 0 | 0 | 0.0 | 4 | . | 4 | . | 4 | . | . |
| 65-69 | 8 | 5 | 0 | 4 | 0 | 0 | 0 | 1 | 0 | 0 | 0 | 0.0 | 3 | . | . | 2 | . | 2 | 1 |

| Age group | Total population (15 yrs +) | Economically active/in the labour force | | | | | | | | | | | Not Economically active/ not in the labour force | | | | | | | | | |
|---------------|-----------------------------|---|-----------------------|----------------------------|----------------------------|-----------------------------|------------------------------|-------------------------------------|-------------------------------|----------------|--|------------------------|--|--------------|-----------|------------------|---------------------|---------------------|-------------|-------------------|------|-------------------------------|
| | | Employed | | | | | | | | | | | Unemployed | | | Total Not Active | Student - full time | Student - part time | Home duties | Retired / Too old | None | Physically /Mentally Disabled |
| | | Total Employed | Employer ¹ | Self-employed ² | Public Sector ³ | Private sector ⁴ | Own Consumption ⁵ | Unpaid Family business ⁶ | Household Duties ⁷ | Volunteer work | Willing & available to work last week? | Unemployment rate (%)* | | | | | | | | | | |
| 70-74 | 14 | 8 | 0 | 7 | 0 | 0 | 1 | 0 | 0 | 0 | 0 | 0 | 0 | 0 | 0 | 0.0 | 6 | . | . | 5 | 1 | . |
| 75+ | 21 | 5 | 0 | 4 | 0 | 0 | 1 | 0 | 0 | 0 | 0 | 0 | 0 | 0 | 2 | 28.6 | 14 | . | . | 6 | 8 | . |
| Urban | 15,189 | 7,468 | 300 | 904 | 3251 | 2118 | 418 | 137 | 222 | 137 | 1728 | 18.8 | 5,993 | 2,280 | 79 | 2,665 | 587 | 248 | 134 | | | |
| 15-19 | 2,362 | 349 | 4 | 17 | 66 | 104 | 16 | 9 | 16 | 7 | 110 | 31.5 | 2,013 | 1,767 | 25 | 184 | . | 28 | 9 | | | |
| 20-24 | 2,033 | 914 | 11 | 68 | 433 | 327 | 24 | 10 | 35 | 14 | 226 | 19.8 | 893 | 415 | 39 | 380 | 1 | 47 | 11 | | | |
| 25-29 | 1,726 | 1,095 | 20 | 73 | 556 | 352 | 36 | 19 | 26 | 11 | 219 | 16.7 | 412 | 61 | 8 | 305 | 1 | 26 | 11 | | | |
| 30-34 | 1,618 | 1,075 | 33 | 103 | 517 | 351 | 34 | 9 | 26 | 6 | 200 | 15.7 | 343 | 15 | 3 | 297 | . | 22 | 6 | | | |
| 35-39 | 1,338 | 1,034 | 40 | 101 | 410 | 236 | 30 | 13 | 18 | 10 | 181 | 17.5 | 304 | 9 | 3 | 276 | . | 11 | 5 | | | |
| 40-44 | 1,181 | 939 | 35 | 132 | 358 | 212 | 35 | 17 | 22 | 16 | 114 | 12.1 | 242 | 5 | . | 208 | . | 15 | 14 | | | |
| 45-49 | 1,179 | 908 | 38 | 115 | 313 | 210 | 53 | 14 | 24 | 14 | 127 | 14.0 | 271 | 5 | . | 237 | 2 | 14 | 13 | | | |
| 50-54 | 990 | 782 | 44 | 119 | 260 | 134 | 49 | 12 | 21 | 18 | 124 | 15.9 | 208 | 1 | . | 170 | 12 | 14 | 11 | | | |
| 55-60 | 785 | 570 | 33 | 64 | 183 | 95 | 47 | 7 | 11 | 16 | 113 | 19.8 | 215 | . | . | 178 | 13 | 15 | 9 | | | |
| 60-64 | 617 | 397 | 20 | 53 | 93 | 54 | 44 | 7 | 9 | 9 | 111 | 28.0 | 220 | . | . | 144 | 56 | 8 | 12 | | | |
| 65-69 | 466 | 237 | 13 | 31 | 38 | 26 | 22 | 6 | 7 | 7 | 87 | 36.7 | 229 | 1 | . | 112 | 89 | 15 | 12 | | | |
| 70-74 | 342 | 129 | 2 | 15 | 16 | 13 | 15 | 5 | 2 | 5 | 57 | 44.2 | 213 | . | 1 | 86 | 102 | 15 | 9 | | | |
| 75+ | 552 | 122 | 63 | 13 | 8 | 4 | 13 | 9 | 5 | 4 | 59 | 48.4 | 430 | 1 | . | 88 | 311 | 18 | 12 | | | |
| Male | 7,354 | 4,929 | 183 | 531 | 1856 | 1303 | 272 | 109 | 79 | 99 | 513 | 10.4 | 2,425 | 1,162 | 33 | 723 | 273 | 147 | 87 | | | |
| 15-19 | 1,240 | 223 | 3 | 13 | 44 | 70 | 13 | 6 | 6 | 7 | 61 | 27.4 | 1,017 | 904 | 7 | 82 | . | 19 | 5 | | | |
| 20-24 | 1,004 | 604 | 8 | 44 | 235 | 184 | 21 | 8 | 19 | 11 | 81 | 13.4 | 400 | 202 | 18 | 134 | 1 | 35 | 10 | | | |
| 25-29 | 859 | 631 | 12 | 44 | 302 | 221 | 21 | 15 | 9 | 6 | 64 | 9.2 | 164 | 37 | 4 | 99 | . | 17 | 7 | | | |
| 30-34 | 776 | 663 | 19 | 51 | 279 | 210 | 22 | 6 | 11 | 4 | 63 | 9.5 | 113 | 8 | 2 | 88 | . | 13 | 2 | | | |
| 35-39 | 618 | 541 | 24 | 61 | 235 | 145 | 17 | 12 | 2 | 7 | 40 | 7.4 | 77 | 5 | 2 | 63 | . | 6 | 1 | | | |
| 40-44 | 561 | 493 | 24 | 71 | 189 | 130 | 18 | 13 | 8 | 11 | 30 | 6.1 | 68 | 2 | . | 48 | . | 9 | 9 | | | |
| 45-49 | 570 | 491 | 23 | 67 | 196 | 127 | 33 | 10 | 5 | 11 | 19 | 3.9 | 79 | 2 | . | 56 | 2 | 9 | 10 | | | |
| 50-54 | 497 | 436 | 27 | 76 | 160 | 89 | 31 | 6 | 6 | 14 | 29 | 6.7 | 61 | 1 | . | 38 | 8 | 6 | 8 | | | |
| 55-60 | 356 | 306 | 15 | 36 | 120 | 61 | 30 | 7 | 5 | 12 | 20 | 6.5 | 50 | . | . | 33 | 5 | 6 | 6 | | | |
| 60-64 | 293 | 217 | 14 | 32 | 53 | 35 | 28 | 7 | 4 | 7 | 39 | 18.0 | 76 | . | . | 28 | 35 | 4 | 9 | | | |
| 65-69 | 208 | 128 | 9 | 20 | 25 | 20 | 16 | 6 | 2 | 4 | 26 | 20.3 | 80 | . | . | 20 | 45 | 8 | 7 | | | |
| 70-74 | 152 | 70 | 1 | 7 | 13 | 9 | 11 | 5 | 0 | 4 | 21 | 30.0 | 82 | . | . | 20 | 51 | 5 | 6 | | | |
| 75+ | 220 | 62 | 4 | 9 | 5 | 2 | 11 | 8 | 2 | 1 | 20 | 32.3 | 158 | 1 | . | 14 | 126 | 10 | 7 | | | |
| Female | 7,835 | 4,267 | 117 | 373 | 1395 | 815 | 146 | 28 | 143 | 38 | 1,215 | 28.5 | 3,568 | 1,118 | 46 | 1,942 | 314 | 101 | 47 | | | |
| 15-19 | 1,122 | 126 | 1 | 4 | 22 | 34 | 3 | 3 | 10 | 0 | 49 | 38.9 | 996 | 863 | 18 | 102 | . | 9 | 4 | | | |
| 20-24 | 1,029 | 536 | 3 | 24 | 198 | 143 | 3 | 2 | 16 | 3 | 145 | 27.1 | 493 | 213 | 21 | 246 | . | 12 | 1 | | | |
| 25-29 | 867 | 619 | 8 | 29 | 254 | 131 | 15 | 4 | 17 | 5 | 155 | 25.0 | 248 | 24 | 4 | 206 | 1 | 9 | 4 | | | |
| 30-34 | 842 | 612 | 14 | 52 | 238 | 141 | 12 | 3 | 15 | 2 | 137 | 22.4 | 230 | 7 | 1 | 209 | . | 9 | 4 | | | |
| 35-39 | 720 | 493 | 16 | 40 | 175 | 91 | 13 | 1 | 16 | 3 | 141 | 28.6 | 227 | 4 | 1 | 213 | . | 5 | 4 | | | |

| Age group | Total population (15 yrs +) | Economically active/in the labour force | | | | | | | | | | | Not Economically active/ not in the labour force | | | | | | | | | |
|--------------|-----------------------------|---|-----------------------|----------------------------|----------------------------|-----------------------------|------------------------------|-------------------------------------|-------------------------------|----------------|--|------------------------|--|--------------|------------|------------------|---------------------|---------------------|-------------|-------------------|------|-------------------------------|
| | | Employed | | | | | | | | | | | Unemployed | | | Total Not Active | Student - full time | Student - part time | Home duties | Retired / Too old | None | Physically /Mentally Disabled |
| | | Total Employed | Employer ¹ | Self-employed ² | Public Sector ³ | Private sector ⁴ | Own Consumption ⁵ | Unpaid Family business ⁶ | Household Duties ⁷ | Volunteer work | Willing & available to work last week? | Unemployment rate (%)* | | | | | | | | | | |
| 40-44 | 620 | 362 | 11 | 61 | 169 | 82 | 17 | 4 | 14 | 5 | 84 | 18.8 | 174 | 3 | . | 160 | . | 6 | 5 | | | |
| 45-49 | 609 | 309 | 15 | 48 | 117 | 83 | 20 | 4 | 19 | 3 | 108 | 25.9 | 192 | 3 | . | 181 | . | 5 | 3 | | | |
| 50-54 | 493 | 251 | 17 | 43 | 100 | 45 | 18 | 6 | 15 | 4 | 95 | 27.5 | 147 | . | . | 132 | 4 | 8 | 3 | | | |
| 55-60 | 429 | 171 | 18 | 28 | 63 | 34 | 17 | 0 | 6 | 4 | 93 | 35.2 | 165 | . | . | 145 | 8 | 9 | 3 | | | |
| 60-64 | 324 | 108 | 6 | 21 | 40 | 19 | 16 | 0 | 5 | 2 | 72 | 40.0 | 144 | . | . | 116 | 21 | 4 | 3 | | | |
| 65-69 | 258 | 109 | 4 | 11 | 13 | 6 | 6 | 0 | 5 | 3 | 61 | 56.0 | 149 | 1 | . | 92 | 44 | 7 | 5 | | | |
| 70-74 | 190 | 59 | 1 | 8 | 3 | 4 | 4 | 0 | 2 | 1 | 36 | 61.0 | 131 | . | . | 66 | 51 | 10 | 3 | | | |
| 75+ | 332 | 21 | 3 | 4 | 3 | 2 | 2 | 1 | 3 | 3 | 39 | 65.0 | 272 | . | . | 74 | 185 | 8 | 5 | | | |
| Rural | 48,563 | 31,427 | 410 | 5,358 | 6,045 | 4,937 | 7,052 | 14,24 | 889 | 371 | 4,922 | 15.7 | 17,136 | 6,710 | 240 | 7,547 | 1,437 | 695 | 507 | | | |
| 15-19 | 8,131 | 1,607 | 7 | 149 | 142 | 248 | 328 | 137 | 85 | 28 | 483 | 30.1 | 6,524 | 5,560 | 86 | 720 | 3 | 120 | 35 | | | |
| 20-24 | 6,169 | 3,899 | 21 | 395 | 741 | 766 | 628 | 259 | 171 | 78 | 832 | 21.3 | 2,270 | 885 | 111 | 1,127 | 1 | 116 | 30 | | | |
| 25-29 | 4,859 | 3,707 | 30 | 466 | 945 | 715 | 661 | 150 | 106 | 36 | 600 | 16.2 | 1,152 | 123 | 20 | 904 | 3 | 71 | 31 | | | |
| 30-34 | 4,872 | 3,854 | 28 | 598 | 999 | 705 | 717 | 130 | 105 | 24 | 544 | 14.1 | 1,018 | 48 | 12 | 858 | 1 | 67 | 32 | | | |
| 35-39 | 4,267 | 3,465 | 74 | 618 | 792 | 629 | 699 | 123 | 73 | 16 | 436 | 12.6 | 802 | 30 | 5 | 690 | 1 | 36 | 40 | | | |
| 40-44 | 3,976 | 3,307 | 49 | 650 | 677 | 555 | 782 | 136 | 70 | 28 | 358 | 10.8 | 669 | 22 | 1 | 582 | 1 | 31 | 32 | | | |
| 45-49 | 3,953 | 3,330 | 61 | 693 | 687 | 486 | 817 | 135 | 68 | 34 | 349 | 10.5 | 623 | 15 | 3 | 504 | 6 | 38 | 57 | | | |
| 50-54 | 3,129 | 2,582 | 48 | 577 | 523 | 363 | 610 | 103 | 61 | 35 | 263 | 10.2 | 547 | 12 | 1 | 453 | 15 | 33 | 33 | | | |
| 55-60 | 2,446 | 1,906 | 31 | 396 | 323 | 223 | 523 | 78 | 42 | 33 | 258 | 13.5 | 540 | 3 | . | 419 | 33 | 31 | 54 | | | |
| 60-64 | 2,063 | 1,478 | 25 | 340 | 124 | 128 | 466 | 78 | 39 | 28 | 247 | 16.7 | 585 | 4 | . | 394 | 114 | 31 | 42 | | | |
| 65-69 | 1,555 | 1,032 | 14 | 233 | 56 | 80 | 377 | 47 | 30 | 18 | 177 | 17.2 | 523 | 2 | . | 302 | 139 | 44 | 36 | | | |
| 70-74 | 1,253 | 641 | 13 | 143 | 20 | 24 | 241 | 25 | 21 | 8 | 145 | 22.6 | 612 | 2 | 1 | 281 | 274 | 21 | 33 | | | |
| 75+ | 1,890 | 619 | 9 | 100 | 16 | 15 | 203 | 23 | 18 | 5 | 230 | 37.2 | 1,271 | 4 | . | 313 | 846 | 56 | 52 | | | |
| Male | 23,643 | 17,129 | 280 | 3,008 | 3,543 | 3,304 | 4,221 | 10,74 | 273 | 255 | 1,155 | 6.7 | 6,514 | 3,255 | 80 | 1,749 | 674 | 465 | 291 | | | |
| 15-19 | 4,202 | 1,067 | 7 | 115 | 90 | 190 | 268 | 117 | 46 | 23 | 211 | 19.8 | 3,135 | 2,669 | 32 | 324 | 1 | 92 | 17 | | | |
| 20-24 | 3,081 | 2,192 | 14 | 263 | 412 | 454 | 455 | 215 | 74 | 45 | 253 | 11.5 | 889 | 430 | 32 | 320 | . | 90 | 17 | | | |
| 25-29 | 2,267 | 1,901 | 13 | 251 | 507 | 430 | 398 | 114 | 34 | 18 | 137 | 7.2 | 366 | 72 | 9 | 214 | 2 | 48 | 21 | | | |
| 30-34 | 2,201 | 1,947 | 16 | 296 | 530 | 447 | 431 | 93 | 24 | 18 | 90 | 4.6 | 254 | 26 | 3 | 151 | . | 52 | 22 | | | |
| 35-39 | 2,055 | 1,864 | 57 | 327 | 451 | 422 | 426 | 86 | 13 | 9 | 71 | 3.8 | 191 | 20 | 1 | 116 | . | 25 | 29 | | | |
| 40-44 | 1,894 | 1,733 | 32 | 341 | 398 | 380 | 404 | 93 | 13 | 13 | 58 | 3.3 | 161 | 12 | 1 | 106 | . | 24 | 18 | | | |
| 45-49 | 1,989 | 1,836 | 40 | 382 | 439 | 344 | 451 | 93 | 16 | 27 | 44 | 2.4 | 153 | 8 | 2 | 84 | 1 | 26 | 32 | | | |
| 50-54 | 1,606 | 1,464 | 33 | 326 | 332 | 266 | 351 | 74 | 15 | 26 | 39 | 2.7 | 142 | 11 | . | 85 | 7 | 19 | 20 | | | |
| 55-60 | 1,198 | 1,060 | 23 | 219 | 220 | 171 | 285 | 56 | 10 | 28 | 48 | 4.5 | 138 | 2 | . | 71 | 18 | 17 | 30 | | | |
| 60-64 | 993 | 817 | 17 | 193 | 95 | 97 | 261 | 61 | 10 | 25 | 56 | 6.9 | 176 | 2 | . | 69 | 61 | 18 | 26 | | | |
| 65-69 | 752 | 574 | 13 | 143 | 43 | 69 | 216 | 33 | 6 | 15 | 36 | 6.3 | 178 | . | . | 61 | 77 | 21 | 19 | | | |
| 70-74 | 579 | 350 | 9 | 87 | 12 | 22 | 143 | 19 | 6 | 6 | 45 | 12.9 | 229 | 2 | . | 58 | 141 | 10 | 18 | | | |
| 75+ | 826 | 324 | 6 | 65 | 14 | 12 | 132 | 20 | 6 | 2 | 67 | 20.7 | 502 | 1 | . | 90 | 366 | 23 | 22 | | | |

| Age group | Total population (15 yrs +) | Economically active/in the labour force | | | | | | | | | | | Not Economically active/ not in the labour force | | | | | | Physically /Mentally Disabled | |
|---------------------------|-----------------------------|---|-----------------------|----------------------------|----------------------------|-----------------------------|------------------------------|-------------------------------------|-------------------------------|----------------|--|------------------------|--|------------------|---------------------|---------------------|-------------|-------------------|-------------------------------|------|
| | | Total Active | Employed | | | | | | Unemployed | | | | | Total Not Active | Student - full time | Student - part time | Home duties | Retired / Too old | | None |
| | | | Employer ¹ | Self-employed ² | Public Sector ³ | Private sector ⁴ | Own Consumption ⁵ | Unpaid Family business ⁶ | Household Duties ⁷ | Volunteer work | Willing & available to work last week? | Unemployment rate (%)* | | | | | | | | |
| Female | 24,920 | 10,531 | 130 | 2,350 | 2,502 | 1,633 | 2,831 | 350 | 616 | 116 | 3,767 | 26.3 | 10,622 | 3,455 | 160 | 5,798 | 763 | 230 | 216 | |
| 15-19 | 3,929 | 540 | 0 | 34 | 52 | 58 | 60 | 20 | 39 | 5 | 272 | 50.4 | 3,389 | 2,891 | 54 | 396 | 2 | 28 | 18 | |
| 20-24 | 3,088 | 1,707 | 7 | 132 | 329 | 312 | 173 | 44 | 97 | 33 | 579 | 33.9 | 1,381 | 455 | 79 | 807 | 1 | 26 | 13 | |
| 25-29 | 2,592 | 1,806 | 17 | 215 | 438 | 285 | 263 | 36 | 72 | 18 | 463 | 25.6 | 786 | 51 | 11 | 690 | 1 | 23 | 10 | |
| 30-34 | 2,671 | 1,907 | 12 | 302 | 469 | 258 | 286 | 37 | 81 | 6 | 454 | 23.8 | 764 | 22 | 9 | 707 | 1 | 15 | 10 | |
| 35-39 | 2,212 | 1,601 | 17 | 291 | 341 | 207 | 273 | 37 | 60 | 7 | 365 | 22.8 | 611 | 10 | 4 | 574 | 1 | 11 | 11 | |
| 40-44 | 2,082 | 1,574 | 17 | 309 | 279 | 175 | 378 | 43 | 57 | 15 | 300 | 19.1 | 508 | 10 | . | 476 | 1 | 7 | 14 | |
| 45-49 | 1,964 | 1,494 | 21 | 311 | 248 | 142 | 366 | 42 | 52 | 7 | 305 | 20.4 | 470 | 7 | 1 | 420 | 5 | 12 | 25 | |
| 50-54 | 1,523 | 1,118 | 15 | 251 | 191 | 97 | 259 | 29 | 46 | 9 | 224 | 20.0 | 405 | 1 | 1 | 368 | 8 | 14 | 13 | |
| 55-60 | 1,248 | 846 | 8 | 177 | 103 | 52 | 238 | 22 | 32 | 5 | 210 | 24.8 | 402 | 1 | . | 348 | 15 | 14 | 24 | |
| 60-64 | 1,070 | 661 | 8 | 147 | 29 | 31 | 205 | 17 | 29 | 3 | 191 | 28.9 | 409 | 2 | . | 325 | 53 | 13 | 16 | |
| 65-69 | 803 | 458 | 1 | 90 | 13 | 11 | 161 | 14 | 24 | 3 | 141 | 30.8 | 345 | 2 | . | 241 | 62 | 23 | 17 | |
| 70-74 | 674 | 291 | 4 | 56 | 8 | 2 | 98 | 6 | 15 | 2 | 100 | 34.4 | 383 | . | 1 | 223 | 133 | 11 | 15 | |
| 75+ | 1,064 | 295 | 3 | 35 | 2 | 3 | 71 | 3 | 12 | 3 | 163 | 55.3 | 769 | 3 | . | 223 | 480 | 33 | 30 | |
| Greater Nuku'alofa | 22,830 | 13,877 | 383 | 1,385 | 4,698 | 3,173 | 910 | 258 | 365 | 198 | 2,515 | 18.1 | 8,953 | 3,485 | 127 | 3,917 | 834 | 356 | 234 | |
| 15-19 | 3,596 | 561 | 5 | 31 | 94 | 171 | 36 | 12 | 23 | 10 | 179 | 31.9 | 3,035 | 2,649 | 40 | 281 | 2 | 49 | 14 | |
| 20-24 | 3,116 | 1,781 | 17 | 112 | 623 | 500 | 72 | 31 | 58 | 19 | 349 | 19.6 | 1,335 | 632 | 57 | 562 | 1 | 66 | 17 | |
| 25-29 | 2,570 | 1,942 | 28 | 114 | 800 | 494 | 88 | 30 | 38 | 19 | 329 | 16.9 | 628 | 99 | 13 | 462 | 1 | 36 | 17 | |
| 30-34 | 2,457 | 1,936 | 39 | 154 | 764 | 532 | 78 | 17 | 41 | 9 | 303 | 15.7 | 521 | 29 | 7 | 437 | . | 28 | 20 | |
| 35-39 | 2,054 | 1,580 | 58 | 151 | 600 | 377 | 83 | 22 | 25 | 13 | 255 | 16.1 | 474 | 27 | 7 | 409 | . | 16 | 15 | |
| 40-44 | 1,787 | 1,425 | 45 | 199 | 523 | 320 | 93 | 27 | 35 | 24 | 162 | 11.4 | 362 | 17 | 1 | 302 | . | 19 | 23 | |
| 45-49 | 1,742 | 1,367 | 49 | 178 | 473 | 304 | 101 | 24 | 35 | 16 | 187 | 13.7 | 375 | 16 | 1 | 311 | 2 | 19 | 26 | |
| 50-54 | 1,442 | 1,127 | 55 | 179 | 372 | 198 | 81 | 23 | 32 | 25 | 162 | 14.4 | 315 | 11 | . | 250 | 17 | 22 | 15 | |
| 55-60 | 1,152 | 821 | 37 | 102 | 240 | 141 | 92 | 15 | 22 | 21 | 152 | 18.5 | 331 | 2 | . | 268 | 20 | 18 | 23 | |
| 60-64 | 918 | 590 | 22 | 77 | 125 | 73 | 80 | 21 | 22 | 19 | 151 | 25.6 | 328 | . | . | 220 | 77 | 15 | 16 | |
| 65-69 | 679 | 360 | 14 | 43 | 54 | 40 | 48 | 13 | 16 | 13 | 119 | 33.1 | 319 | 2 | . | 160 | 116 | 22 | 19 | |
| 70-74 | 517 | 203 | 4 | 26 | 22 | 15 | 34 | 12 | 8 | 5 | 77 | 37.9 | 314 | . | 1 | 132 | 150 | 19 | 12 | |
| 75+ | 800 | 184 | 10 | 19 | 8 | 8 | 24 | 11 | 10 | 5 | 90 | 48.9 | 616 | 1 | . | 123 | 448 | 27 | 17 | |
| Male | 11,045 | 7,506 | 242 | 816 | 2,698 | 2,019 | 570 | 187 | 124 | 132 | 724 | 9.6 | 3,539 | 1,765 | 51 | 972 | 391 | 210 | 150 | |
| 15-19 | 1,864 | 359 | 4 | 23 | 62 | 121 | 31 | 8 | 9 | 8 | 93 | 25.9 | 1,505 | 1,327 | 15 | 120 | 1 | 33 | 9 | |
| 20-24 | 1,557 | 980 | 12 | 76 | 352 | 293 | 56 | 23 | 31 | 13 | 124 | 12.7 | 577 | 312 | 24 | 176 | 1 | 50 | 14 | |
| 25-29 | 1,257 | 1,026 | 18 | 70 | 431 | 309 | 56 | 22 | 15 | 9 | 95 | 9.3 | 231 | 61 | 6 | 132 | . | 21 | 11 | |
| 30-34 | 1,175 | 1,021 | 22 | 72 | 418 | 336 | 52 | 12 | 13 | 6 | 91 | 8.9 | 154 | 15 | 2 | 111 | . | 14 | 12 | |
| 35-39 | 967 | 847 | 39 | 96 | 336 | 251 | 52 | 17 | 2 | 8 | 48 | 5.7 | 120 | 19 | 3 | 81 | . | 10 | 7 | |
| 40-44 | 860 | 749 | 30 | 104 | 283 | 200 | 49 | 21 | 9 | 14 | 41 | 5.5 | 111 | 12 | 1 | 70 | . | 12 | 16 | |

| Age group | Total population (15 yrs +) | Economically active/in the labour force | | | | | | | | | | | Not Economically active/ not in the labour force | | | | | | |
|---------------|-----------------------------|---|-----------------------|----------------------------|----------------------------|-----------------------------|------------------------------|-------------------------------------|-------------------------------|----------------|--|-------------------------|--|---------------------|---------------------|--------------|-------------------|------------|-------------------------------|
| | | Employed | | | | | | | | | | | Unemployed | | | | | | |
| | | Total Employed | Employer ¹ | Self-employed ² | Public Sector ³ | Private sector ⁴ | Own Consumption ⁵ | Unpaid Family business ⁶ | Household Duties ⁷ | Volunteer work | Willing & available to work last week? | Unemployment rate (%)** | Total Not Active | Student - full time | Student - part time | Home duties | Retired / Too old | None | Physically /Mentally Disabled |
| 45-49 | 830 | 705 | 32 | 105 | 287 | 189 | 57 | 16 | 7 | 12 | 25 | 3.4 | 100 | 7 | . | 63 | 2 | 12 | 16 |
| 50-54 | 714 | 590 | 35 | 108 | 238 | 128 | 47 | 9 | 8 | 17 | 34 | 5.4 | 90 | 10 | . | 51 | 10 | 10 | 9 |
| 55-60 | 526 | 446 | 18 | 57 | 158 | 95 | 53 | 12 | 8 | 16 | 29 | 6.5 | 81 | 1 | . | 49 | 9 | 7 | 15 |
| 60-64 | 433 | 273 | 14 | 47 | 73 | 48 | 47 | 18 | 11 | 15 | 50 | 15.5 | 110 | . | . | 43 | 47 | 7 | 13 |
| 65-69 | 309 | 163 | 10 | 29 | 39 | 32 | 29 | 10 | 5 | 9 | 36 | 18.1 | 110 | . | . | 28 | 62 | 10 | 10 |
| 70-74 | 232 | 84 | 2 | 15 | 16 | 11 | 25 | 9 | 2 | 4 | 28 | 25.0 | 120 | . | . | 30 | 74 | 8 | 8 |
| 75+ | 321 | 61 | 6 | 14 | 5 | 6 | 16 | 10 | 4 | 1 | 30 | 33.0 | 230 | 1 | . | 18 | 185 | 16 | 10 |
| Female | 11,785 | 4,580 | 141 | 569 | 2,000 | 1,154 | 340 | 71 | 241 | 66 | 1,791 | 28.1 | 5,414 | 1,720 | 76 | 2,945 | 443 | 146 | 84 |
| 15-19 | 1,732 | 202 | 1 | 8 | 32 | 50 | 5 | 4 | 14 | 2 | 86 | 42.6 | 1,530 | 1,322 | 25 | 161 | 1 | 16 | 5 |
| 20-24 | 1,559 | 801 | 5 | 36 | 271 | 207 | 16 | 8 | 27 | 6 | 225 | 28.1 | 758 | 320 | 33 | 386 | . | 16 | 3 |
| 25-29 | 1,313 | 916 | 10 | 44 | 369 | 185 | 32 | 8 | 23 | 10 | 234 | 25.5 | 397 | 38 | 7 | 330 | 1 | 15 | 6 |
| 30-34 | 1,282 | 915 | 17 | 82 | 346 | 196 | 26 | 5 | 28 | 3 | 212 | 23.2 | 367 | 14 | 5 | 326 | . | 14 | 8 |
| 35-39 | 1,087 | 733 | 19 | 55 | 264 | 126 | 31 | 5 | 23 | 5 | 207 | 28.2 | 354 | 8 | 4 | 328 | . | 6 | 8 |
| 40-44 | 927 | 637 | 15 | 95 | 240 | 120 | 44 | 6 | 26 | 10 | 121 | 17.9 | 251 | 5 | . | 232 | . | 7 | 7 |
| 45-49 | 912 | 475 | 17 | 73 | 186 | 115 | 44 | 8 | 28 | 4 | 162 | 25.4 | 275 | 9 | 1 | 248 | . | 7 | 10 |
| 50-54 | 728 | 503 | 20 | 71 | 134 | 70 | 34 | 14 | 24 | 8 | 128 | 25.4 | 225 | 1 | . | 199 | 7 | 12 | 6 |
| 55-60 | 626 | 376 | 19 | 45 | 82 | 46 | 39 | 3 | 14 | 5 | 123 | 32.7 | 250 | 1 | . | 219 | 11 | 11 | 8 |
| 60-64 | 485 | 267 | 8 | 30 | 52 | 25 | 33 | 3 | 11 | 4 | 101 | 37.8 | 218 | . | . | 177 | 30 | 8 | 3 |
| 65-69 | 370 | 161 | 4 | 14 | 15 | 8 | 19 | 3 | 11 | 4 | 83 | 51.6 | 209 | 2 | . | 132 | 54 | 12 | 9 |
| 70-74 | 285 | 91 | 2 | 11 | 6 | 4 | 9 | 3 | 6 | 1 | 49 | 53.8 | 194 | . | 1 | 102 | 76 | 11 | 4 |
| 75+ | 479 | 33 | 4 | 5 | 3 | 2 | 8 | 1 | 6 | 4 | 60 | 64.5 | 386 | . | . | 105 | 263 | 11 | 7 |

Notes:

- 1 - Employer, Producing goods or services for sale, running a business with paid employees
2 - Self-employed, Producing goods or services for sale, running a business without paid employees
3 - Employee, working for wages / salary in public sector (incl. NGO, UN agencies)
4 - Employee, working for wages / salary in private sector
5 - Producing goods for own and/ or family consumption
6 - Unpaid family worker (family business/plantation)
7 - Unpaid family worker, help with basic HH duties inside (washing, cooking, cleaning, etc.) and outside (gardening, maintaining lawn, etc.)
**Equates from the total unemployment (6,650 peoples) - the number of people who did not work during the reference week but were available and willing to start work

Table G 63: Population (15 years +) who are economically and not economically active, including unemployment, sex, division, and region

| Age Group / sex | Total population (15 yrs +) | Economically active/in the labour force | | | | | | | | | | | Not Economically active/ not in the labour force | | | | | | | |
|-----------------|-----------------------------|---|----------------|-----------------------|----------------------------|----------------------------|-----------------------------|------------------------------|-------------------------------------|-------------------------------|----------------|--|--|------------------|---------------------|---------------------|--------------|-------------------|------------|-------------------------------|
| | | Total Active | Employed | | | | | | | Unemployed | | | | Total Not Active | Student - full time | Student - part time | Home duties | Retired / Too old | None | Physically/ Mentally Disabled |
| | | | Total Employed | Employer ¹ | Self-employed ² | Public Sector ³ | Private sector ⁴ | Own Consumption ⁵ | Unpaid Family business ⁶ | Household Duties ⁷ | Volunteer work | Willing & available to work last week? | Unemployment rate (%)** | | | | | | | |
| Tonga | 63,752 | 33,973 | 710 | 6262 | 9296 | 7055 | 7470 | 1561 | 1111 | 508 | 348 | 1.0 | 29,431 | 8,990 | 460 | 15,977 | 2,269 | 1,067 | 668 | |
| 10-493 | 1,422 | 1,363 | 11 | 166 | 208 | 352 | 344 | 146 | 101 | 35 | 59 | 4.1 | 9,071 | 7,327 | 152 | 1,370 | 5 | 171 | 46 | |
| 8-202 | 4,091 | 3,981 | 32 | 463 | 1174 | 1093 | 652 | 269 | 206 | 92 | 110 | 2.7 | 4,111 | 1,300 | 227 | 2,341 | 3 | 196 | 44 | |
| 6-585 | 4,269 | 4,202 | 50 | 539 | 1501 | 1067 | 697 | 169 | 132 | 47 | 67 | 1.6 | 2,316 | 184 | 38 | 1,929 | 5 | 118 | 42 | |
| 6-490 | 4,426 | 4,385 | 61 | 701 | 1516 | 1056 | 751 | 139 | 131 | 30 | 41 | 0.9 | 2,064 | 63 | 22 | 1,832 | 2 | 102 | 43 | |
| 5-605 | 3,904 | 3,882 | 114 | 719 | 1202 | 865 | 729 | 136 | 91 | 26 | 22 | 0.6 | 1,701 | 39 | 11 | 1,555 | 2 | 49 | 45 | |
| 5-157 | 3,794 | 3,774 | 84 | 782 | 1035 | 767 | 817 | 153 | 92 | 44 | 20 | 0.5 | 1,363 | 27 | 1 | 1,236 | 1 | 50 | 48 | |
| 5-132 | 3,775 | 3,762 | 99 | 808 | 1000 | 696 | 870 | 149 | 92 | 48 | 13 | 0.3 | 1,357 | 20 | 3 | 1,199 | 9 | 55 | 71 | |
| 4-119 | 2,982 | 2,977 | 92 | 696 | 783 | 497 | 659 | 115 | 82 | 53 | 5 | 0.2 | 1,137 | 13 | 2 | 993 | 29 | 52 | 48 | |
| 5-5-60 | 3,231 | 2,105 | 64 | 460 | 506 | 318 | 570 | 85 | 53 | 49 | 3 | 0.1 | 1,123 | 3 | . | 945 | 62 | 48 | 65 | |
| 6-6-64 | 2,680 | 1,517 | 45 | 393 | 217 | 182 | 510 | 85 | 48 | 37 | 4 | 0.3 | 1,159 | 4 | . | 840 | 212 | 45 | 58 | |
| 6-5-69 | 2,021 | 1,005 | 27 | 264 | 94 | 106 | 399 | 53 | 37 | 25 | 3 | 0.3 | 1,016 | 3 | 1 | 633 | 265 | 65 | 49 | |
| 1-595 | 569 | 568 | 15 | 158 | 36 | 37 | 256 | 30 | 23 | 13 | 1 | 0.2 | 1,024 | 2 | 3 | 518 | 422 | 37 | 42 | |
| 2-442 | 452 | 452 | 16 | 113 | 24 | 19 | 216 | 32 | 23 | 9 | 0 | 0.0 | 1,989 | 5 | . | 586 | 1,252 | 79 | 67 | |
| Male | 30,997 | 20,390 | 463 | 3539 | 5399 | 4607 | 4493 | 1183 | 352 | 354 | 154 | 0.7 | 10,453 | 4,417 | 166 | 3,703 | 1,075 | 702 | 390 | |
| 15-19 | 5,442 | 1,018 | 10 | 128 | 134 | 260 | 281 | 123 | 52 | 30 | 30 | 2.9 | 4,394 | 3,573 | 63 | 599 | 2 | 133 | 24 | |
| 20-24 | 4,085 | 2,509 | 22 | 307 | 647 | 638 | 476 | 223 | 93 | 56 | 47 | 1.9 | 1,576 | 632 | 74 | 698 | 1 | 143 | 28 | |
| 25-29 | 3,126 | 2,424 | 25 | 295 | 809 | 651 | 419 | 129 | 43 | 24 | 29 | 1.2 | 702 | 109 | 16 | 463 | 2 | 84 | 28 | |
| 30-34 | 2,977 | 2,457 | 35 | 347 | 809 | 657 | 453 | 99 | 35 | 22 | 16 | 0.6 | 504 | 34 | 5 | 365 | . | 74 | 26 | |
| 35-39 | 2,673 | 2,300 | 81 | 388 | 686 | 567 | 443 | 98 | 15 | 16 | 6 | 0.3 | 373 | 25 | 5 | 281 | . | 32 | 30 | |
| 40-44 | 2,455 | 2,151 | 56 | 412 | 587 | 510 | 422 | 106 | 21 | 24 | 13 | 0.6 | 304 | 14 | 1 | 226 | . | 36 | 27 | |
| 45-49 | 2,559 | 2,264 | 63 | 449 | 635 | 471 | 484 | 103 | 21 | 38 | 3 | 0.1 | 292 | 10 | 2 | 198 | 3 | 36 | 43 | |
| 50-54 | 2,103 | 1,832 | 60 | 402 | 492 | 355 | 382 | 80 | 21 | 40 | 4 | 0.2 | 267 | 12 | . | 178 | 17 | 30 | 30 | |
| 55-60 | 1,554 | 1,298 | 38 | 255 | 340 | 232 | 315 | 63 | 15 | 40 | 2 | 0.2 | 254 | 2 | . | 157 | 35 | 23 | 37 | |
| 60-64 | 1,286 | 939 | 31 | 225 | 148 | 132 | 289 | 68 | 14 | 32 | 2 | 0.2 | 345 | 2 | . | 156 | 124 | 27 | 36 | |
| 65-69 | 960 | 641 | 22 | 163 | 68 | 89 | 232 | 39 | 8 | 19 | 1 | 0.2 | 320 | . | . | 116 | 145 | 33 | 26 | |
| 70-74 | 731 | 354 | 10 | 94 | 25 | 31 | 154 | 24 | 6 | 10 | 1 | 0.3 | 376 | 2 | . | 114 | 220 | 24 | 24 | |
| 75+ | 1,046 | 299 | 10 | 74 | 19 | 14 | 143 | 28 | 8 | 3 | 0 | 0.0 | 746 | 2 | . | 152 | 526 | 35 | 31 | |
| Female | 32,755 | 13,777 | 247 | 2723 | 3897 | 2448 | 2977 | 378 | 759 | 154 | 194 | 1.4 | 18,978 | 4,573 | 294 | 12,274 | 1,194 | 365 | 278 | |
| 15-19 | 5,051 | 374 | 1 | 38 | 74 | 92 | 63 | 23 | 49 | 5 | 29 | 7.8 | 4,677 | 3,754 | 89 | 771 | 3 | 38 | 22 | |
| 20-24 | 4,117 | 1,582 | 10 | 156 | 527 | 455 | 176 | 46 | 113 | 36 | 63 | 4.0 | 2,535 | 668 | 153 | 1,643 | 2 | 53 | 16 | |
| 25-29 | 3,459 | 1,845 | 25 | 244 | 692 | 416 | 278 | 40 | 89 | 23 | 38 | 2.1 | 1,614 | 75 | 22 | 1,466 | 3 | 34 | 14 | |
| 30-34 | 3,513 | 1,953 | 26 | 354 | 707 | 399 | 298 | 40 | 96 | 8 | 25 | 1.3 | 1,560 | 29 | 17 | 1,467 | 2 | 28 | 17 | |
| 35-39 | 2,932 | 1,604 | 33 | 331 | 516 | 298 | 286 | 38 | 76 | 10 | 16 | 1.0 | 1,328 | 14 | 6 | 1,274 | 2 | 17 | 15 | |
| 40-44 | 2,702 | 1,636 | 28 | 370 | 448 | 257 | 395 | 47 | 71 | 20 | 7 | 0.4 | 1,059 | 13 | . | 1,010 | 1 | 14 | 21 | |
| 45-49 | 2,573 | 1,508 | 36 | 359 | 365 | 225 | 386 | 46 | 71 | 10 | 10 | 0.7 | 1,065 | 10 | 1 | 1,001 | 6 | 19 | 28 | |
| 50-54 | 2,016 | 1,146 | 32 | 294 | 291 | 142 | 277 | 35 | 61 | 13 | 1 | 0.1 | 870 | 1 | 2 | 815 | 12 | 22 | 18 | |
| 55-60 | 1,677 | 808 | 26 | 205 | 166 | 86 | 255 | 22 | 38 | 9 | 1 | 0.1 | 869 | 1 | . | 788 | 27 | 25 | 28 | |

| Age Group / sex | Total population (15 yrs +) | Economically active/in the labour force | | | | | | | | | | | Not Economically active/ not in the labour force | | | | | | |
|------------------|-----------------------------|---|-----------------------|----------------------------|----------------------------|-----------------------------|------------------------------|-------------------------------------|-------------------------------|----------------|--|-------------------------|--|---------------------|---------------------|--------------|-------------------|------------|-------------------------------|
| | | Employed | | | | | | | | | | | Unemployed | | | | | | |
| | | Total Employed | Employer ¹ | Self-employed ² | Public Sector ³ | Private sector ⁴ | Own Consumption ⁵ | Unpaid Family business ⁶ | Household Duties ⁷ | Volunteer work | Willing & available to work last week? | Unemployment rate (%)** | Total Not Active | Student - full time | Student - part time | Home duties | Retired / Too old | None | Physically/ Mentally Disabled |
| 60-64 | 1,394 | 578 | 14 | 168 | 69 | 50 | 221 | 17 | 34 | 5 | 2 | 0.3 | 814 | 2 | 684 | 88 | 18 | 22 | |
| 65-69 | 1,061 | 365 | 5 | 101 | 26 | 17 | 167 | 14 | 29 | 6 | 0 | 0.0 | 696 | 3 | 517 | 120 | 32 | 23 | |
| 70-74 | 864 | 214 | 5 | 64 | 11 | 6 | 102 | 6 | 17 | 3 | 2 | 0.9 | 648 | 3 | 404 | 202 | 21 | 18 | |
| 75+ | 1,396 | 153 | 6 | 39 | 5 | 5 | 73 | 4 | 15 | 6 | 0 | 0.0 | 1,243 | 3 | 434 | 726 | 44 | 36 | |
| Tongatapu | 47,536 | 24,407 | 590 | 4313 | 7818 | 5398 | 3878 | 940 | 772 | 395 | 303 | 1.2 | 23,129 | 6,886 | 12,830 | 1,735 | 815 | 511 | |
| 15-19 | 7,767 | 972 | 9 | 111 | 193 | 293 | 194 | 80 | 67 | 25 | 46 | 4.5 | 6,749 | 5,435 | 1,045 | 5 | 123 | 35 | |
| 20-24 | 6,466 | 3,129 | 28 | 329 | 1038 | 910 | 369 | 158 | 134 | 69 | 94 | 3.0 | 3,337 | 1,120 | 1,848 | 3 | 158 | 31 | |
| 25-29 | 5,114 | 3,203 | 38 | 373 | 1292 | 840 | 371 | 93 | 95 | 36 | 65 | 2.0 | 1,911 | 168 | 1,577 | 4 | 96 | 33 | |
| 30-34 | 4,990 | 3,296 | 49 | 488 | 1278 | 854 | 390 | 89 | 92 | 20 | 36 | 1.1 | 1,694 | 59 | 1,484 | 2 | 89 | 41 | |
| 35-39 | 4,227 | 2,808 | 97 | 466 | 1027 | 658 | 376 | 86 | 58 | 22 | 18 | 0.6 | 1,419 | 37 | 1,299 | 1 | 37 | 34 | |
| 40-44 | 3,769 | 2,663 | 75 | 555 | 860 | 548 | 401 | 99 | 70 | 35 | 20 | 0.8 | 1,106 | 23 | 999 | 1 | 44 | 39 | |
| 45-49 | 3,734 | 2,637 | 84 | 584 | 818 | 486 | 450 | 97 | 71 | 37 | 10 | 0.4 | 1,097 | 18 | 974 | 9 | 40 | 53 | |
| 50-54 | 2,991 | 2,065 | 77 | 507 | 622 | 338 | 341 | 76 | 55 | 44 | 5 | 0.2 | 926 | 13 | 807 | 24 | 43 | 39 | |
| 55-60 | 2,327 | 1,400 | 50 | 315 | 389 | 235 | 289 | 47 | 32 | 41 | 2 | 0.1 | 927 | 2 | 787 | 47 | 38 | 53 | |
| 60-64 | 1,924 | 994 | 41 | 253 | 176 | 131 | 277 | 46 | 36 | 31 | 3 | 0.3 | 930 | 4 | 683 | 172 | 28 | 43 | |
| 65-69 | 1,398 | 594 | 22 | 164 | 75 | 68 | 188 | 31 | 27 | 19 | 0 | 0.0 | 804 | 2 | 496 | 224 | 43 | 39 | |
| 70-74 | 1,129 | 337 | 9 | 96 | 30 | 28 | 124 | 20 | 18 | 9 | 3 | 0.9 | 792 | 1 | 410 | 332 | 25 | 22 | |
| 75+ | 1,700 | 263 | 11 | 72 | 20 | 9 | 108 | 18 | 17 | 7 | 1 | 0.4 | 1,437 | 4 | 421 | 912 | 51 | 49 | |
| Male | 23,005 | 14,816 | 377 | 2587 | 4508 | 3472 | 2505 | 709 | 253 | 272 | 133 | 0.9 | 8,189 | 3,430 | 2,923 | 840 | 562 | 300 | |
| 15-19 | 4,036 | 740 | 8 | 84 | 126 | 214 | 162 | 67 | 34 | 21 | 24 | 3.2 | 3,296 | 2,682 | 46 | 447 | 2 | 99 | 20 |
| 20-24 | 3,190 | 1,893 | 20 | 224 | 571 | 532 | 276 | 124 | 62 | 43 | 41 | 2.2 | 1,297 | 549 | 545 | 1 | 119 | 21 | |
| 25-29 | 2,471 | 1,874 | 20 | 220 | 714 | 526 | 239 | 74 | 35 | 19 | 27 | 1.4 | 597 | 103 | 385 | 1 | 73 | 21 | |
| 30-34 | 2,298 | 1,856 | 26 | 255 | 678 | 530 | 249 | 66 | 23 | 15 | 14 | 0.8 | 442 | 32 | 316 | 1 | 65 | 25 | |
| 35-39 | 1,996 | 1,686 | 66 | 274 | 590 | 429 | 241 | 60 | 9 | 13 | 4 | 0.2 | 310 | 23 | 236 | 1 | 25 | 21 | |
| 40-44 | 1,776 | 1,531 | 50 | 311 | 478 | 353 | 220 | 69 | 17 | 20 | 13 | 0.8 | 245 | 14 | 175 | 1 | 33 | 22 | |
| 45-49 | 1,840 | 1,609 | 54 | 343 | 515 | 318 | 268 | 66 | 16 | 27 | 2 | 0.1 | 231 | 9 | 159 | 3 | 27 | 31 | |
| 50-54 | 1,517 | 1,305 | 49 | 316 | 385 | 228 | 221 | 55 | 14 | 33 | 4 | 0.3 | 212 | 12 | 136 | 15 | 25 | 24 | |
| 55-60 | 1,103 | 899 | 28 | 188 | 253 | 166 | 183 | 38 | 10 | 32 | 1 | 0.1 | 204 | 1 | 129 | 26 | 20 | 28 | |
| 60-64 | 917 | 640 | 28 | 158 | 112 | 91 | 174 | 37 | 13 | 26 | 1 | 0.2 | 277 | 2 | 127 | 102 | 17 | 29 | |
| 65-69 | 643 | 389 | 17 | 102 | 50 | 56 | 120 | 22 | 8 | 14 | 0 | 0.0 | 254 | 1 | 82 | 128 | 23 | 21 | |
| 70-74 | 505 | 219 | 4 | 61 | 21 | 22 | 82 | 16 | 5 | 7 | 1 | 0.5 | 286 | 1 | 86 | 176 | 10 | 13 | |
| 75+ | 713 | 175 | 7 | 51 | 15 | 7 | 70 | 15 | 7 | 2 | 1 | 0.6 | 538 | 2 | 100 | 386 | 26 | 24 | |
| Female | 24,531 | 9,591 | 213 | 1726 | 3310 | 1926 | 1373 | 231 | 519 | 123 | 170 | 1.8 | 14,940 | 3,456 | 9,907 | 895 | 253 | 211 | |
| 15-19 | 3,731 | 256 | 1 | 27 | 67 | 79 | 32 | 13 | 33 | 4 | 22 | 7.9 | 3,453 | 2,753 | 60 | 598 | 3 | 24 | 15 |
| 20-24 | 3,276 | 1,183 | 8 | 105 | 467 | 378 | 93 | 34 | 72 | 26 | 53 | 4.3 | 2,040 | 571 | 1,303 | 2 | 39 | 10 | |
| 25-29 | 2,643 | 1,329 | 18 | 153 | 578 | 314 | 132 | 19 | 60 | 17 | 38 | 2.9 | 1,314 | 65 | 1,192 | 3 | 23 | 12 | |
| 30-34 | 2,692 | 1,440 | 23 | 233 | 600 | 324 | 141 | 23 | 69 | 5 | 22 | 1.5 | 1,252 | 27 | 1,168 | 2 | 24 | 16 | |
| 35-39 | 2,231 | 1,122 | 31 | 192 | 437 | 229 | 135 | 26 | 49 | 9 | 14 | 1.2 | 1,109 | 14 | 1,063 | 1 | 12 | 13 | |
| 40-44 | 1,993 | 1,132 | 25 | 244 | 382 | 195 | 181 | 30 | 53 | 15 | 7 | 0.6 | 861 | 9 | 824 | 1 | 11 | 17 | |
| 45-49 | 1,894 | 1,028 | 30 | 241 | 303 | 168 | 182 | 31 | 55 | 10 | 8 | 0.8 | 866 | 9 | 815 | 6 | 13 | 22 | |
| 50-54 | 1,474 | 760 | 28 | 191 | 237 | 110 | 120 | 21 | 41 | 11 | 1 | 0.1 | 714 | 1 | 671 | 9 | 18 | 15 | |

| Age Group / sex | Total population (15 yrs +) | Economically active/in the labour force | | | | | | | | | | | Not Economically active/ not in the labour force | | | | | |
|-----------------|-----------------------------|---|-----------------------|----------------------------|----------------------------|-----------------------------|------------------------------|-------------------------------------|-------------------------------|----------------|--|-------------------------|--|---------------------|---------------------|-------------|-------------------|-----------|
| | | Employed | | | | | | | | | | | Unemployed | | | | | |
| | | Total Employed | Employer ¹ | Self-employed ² | Public Sector ³ | Private sector ⁴ | Own Consumption ⁵ | Unpaid Family business ⁶ | Household Duties ⁷ | Volunteer work | Willing & available to work last week? | Unemployment rate (%)** | Total Not Active | Student - full time | Student - part time | Home duties | Retired / Too old | None |
| 55-60 | 1,224 | 500 | 22 | 127 | 136 | 69 | 106 | 9 | 22 | 9 | 0.2 | 723 | 1 | . | 658 | 21 | 18 | 25 |
| 60-64 | 1,007 | 352 | 13 | 95 | 64 | 40 | 103 | 9 | 23 | 5 | 0.6 | 653 | 2 | . | 556 | 70 | 11 | 14 |
| 65-69 | 755 | 205 | 5 | 62 | 25 | 12 | 68 | 9 | 19 | 5 | 0.0 | 550 | 2 | . | 414 | 96 | 20 | 18 |
| 70-74 | 624 | 116 | 5 | 35 | 9 | 6 | 42 | 4 | 13 | 2 | 1.7 | 506 | . | 2 | 324 | 156 | 15 | 9 |
| 75+ | 987 | 88 | 4 | 21 | 5 | 2 | 38 | 3 | 10 | 5 | 0.0 | 899 | 2 | . | 321 | 526 | 25 | 25 |
| Vava'u | 8,525 | 4,908 | 84 | 752 | 715 | 964 | 1,850 | 244 | 241 | 58 | 0.6 | 3,586 | 1,145 | 54 | 1,801 | 327 | 187 | 72 |
| 15-19 | 1,464 | 188 | 1 | 28 | 8 | 30 | 72 | 16 | 25 | 8 | 3.6 | 1,269 | 1,034 | 12 | 180 | . | 38 | 5 |
| 20-24 | 923 | 492 | 3 | 65 | 72 | 109 | 140 | 31 | 48 | 12 | 2.4 | 431 | 92 | 33 | 272 | . | 28 | 6 |
| 25-29 | 728 | 508 | 8 | 58 | 90 | 135 | 160 | 26 | 25 | 6 | 0.0 | 220 | 7 | 3 | 188 | . | 18 | 4 |
| 30-34 | 763 | 557 | 8 | 78 | 110 | 120 | 192 | 12 | 26 | 7 | 0.7 | 206 | 2 | 2 | 193 | . | 8 | 1 |
| 35-39 | 685 | 520 | 10 | 96 | 77 | 118 | 179 | 19 | 18 | 0 | 0.6 | 165 | 2 | . | 150 | 1 | 5 | 7 |
| 40-44 | 741 | 597 | 8 | 91 | 92 | 132 | 225 | 28 | 17 | 4 | 0.0 | 144 | 2 | . | 134 | 1 | 5 | 2 |
| 45-49 | 750 | 598 | 11 | 99 | 91 | 114 | 233 | 25 | 18 | 4 | 0.5 | 152 | 2 | . | 128 | . | 13 | 9 |
| 50-54 | 606 | 475 | 12 | 69 | 83 | 89 | 179 | 15 | 24 | 4 | 0.0 | 131 | . | 2 | 114 | 4 | 8 | 3 |
| 55-60 | 460 | 338 | 10 | 44 | 59 | 49 | 138 | 22 | 12 | 4 | 0.3 | 121 | 1 | . | 93 | 15 | 9 | 3 |
| 60-64 | 391 | 244 | 4 | 43 | 17 | 30 | 116 | 20 | 9 | 4 | 0.4 | 147 | . | . | 101 | 31 | 9 | 6 |
| 65-69 | 351 | 217 | 4 | 41 | 7 | 24 | 115 | 14 | 9 | 3 | 0.0 | 134 | 1 | 1 | 87 | 26 | 17 | 2 |
| 70-74 | 245 | 107 | 1 | 25 | 6 | 6 | 57 | 7 | 4 | 1 | 0.0 | 138 | 1 | 1 | 65 | 52 | 9 | 10 |
| 75+ | 418 | 90 | 4 | 15 | 3 | 8 | 44 | 9 | 6 | 1 | 0.0 | 328 | 1 | . | 96 | 197 | 20 | 14 |
| Male | 4,118 | 2,829 | 61 | 417 | 397 | 658 | 987 | 210 | 56 | 43 | 0.5 | 1,276 | 530 | 12 | 446 | 150 | 98 | 40 |
| 15-19 | 742 | 149 | 1 | 24 | 5 | 24 | 60 | 16 | 12 | 7 | 2.0 | 590 | 481 | 4 | 78 | . | 26 | 1 |
| 20-24 | 435 | 288 | 2 | 44 | 33 | 60 | 96 | 28 | 13 | 7 | 1.7 | 147 | 40 | 7 | 80 | . | 17 | 3 |
| 25-29 | 315 | 259 | 2 | 33 | 37 | 71 | 88 | 20 | 5 | 3 | 0.0 | 56 | 3 | 1 | 39 | . | 9 | 4 |
| 30-34 | 340 | 302 | 7 | 45 | 58 | 71 | 98 | 11 | 8 | 4 | 0.3 | 37 | 1 | . | 30 | . | 5 | 1 |
| 35-39 | 337 | 297 | 10 | 47 | 41 | 77 | 104 | 17 | 0 | 0 | 0.3 | 40 | 2 | . | 30 | . | 1 | 7 |
| 40-44 | 356 | 324 | 5 | 42 | 50 | 98 | 103 | 22 | 2 | 2 | 0.0 | 32 | . | . | 28 | . | 2 | 2 |
| 45-49 | 383 | 344 | 8 | 55 | 54 | 87 | 111 | 20 | 5 | 4 | 0.3 | 38 | 1 | . | 23 | . | 7 | 7 |
| 50-54 | 318 | 283 | 9 | 31 | 54 | 74 | 90 | 14 | 7 | 4 | 0.0 | 35 | . | . | 28 | 1 | 4 | 2 |
| 55-60 | 227 | 194 | 7 | 26 | 39 | 41 | 60 | 15 | 2 | 4 | 0.5 | 32 | 1 | . | 17 | 9 | 3 | 2 |
| 60-64 | 181 | 140 | 3 | 21 | 13 | 23 | 57 | 19 | 0 | 4 | 0.7 | 40 | . | . | 15 | 18 | 5 | 2 |
| 65-69 | 177 | 132 | 4 | 28 | 6 | 20 | 59 | 12 | 0 | 3 | 0.0 | 45 | . | . | 25 | 10 | 8 | 2 |
| 70-74 | 123 | 66 | 1 | 16 | 4 | 6 | 30 | 7 | 1 | 1 | 0.0 | 57 | 1 | . | 21 | 29 | 4 | 2 |
| 75+ | 184 | 57 | 2 | 5 | 3 | 6 | 31 | 9 | 1 | 0 | 0.0 | 127 | . | . | 32 | 83 | 7 | 5 |
| Female | 4,407 | 2,079 | 23 | 335 | 318 | 306 | 863 | 34 | 185 | 15 | 0.9 | 2,310 | 615 | 42 | 1,355 | 177 | 89 | 32 |
| 15-19 | 722 | 43 | 0 | 4 | 3 | 6 | 12 | 0 | 13 | 1 | 9.3 | 679 | 553 | 8 | 102 | . | 12 | 4 |
| 20-24 | 488 | 204 | 1 | 21 | 39 | 49 | 44 | 3 | 35 | 5 | 3.4 | 284 | 52 | 26 | 192 | . | 11 | 3 |
| 25-29 | 413 | 249 | 6 | 25 | 53 | 64 | 72 | 6 | 20 | 3 | 0.0 | 164 | 4 | 2 | 149 | . | 9 | . |
| 30-34 | 423 | 254 | 1 | 33 | 52 | 49 | 94 | 1 | 18 | 3 | 1.2 | 169 | 1 | 2 | 163 | . | 3 | . |
| 35-39 | 348 | 223 | 0 | 49 | 36 | 41 | 75 | 2 | 18 | 0 | 0.9 | 125 | . | . | 120 | 1 | 4 | . |
| 40-44 | 385 | 273 | 3 | 49 | 42 | 34 | 122 | 6 | 15 | 2 | 0.0 | 112 | 2 | . | 106 | 1 | 3 | . |
| 45-49 | 367 | 251 | 3 | 44 | 37 | 27 | 122 | 5 | 13 | 0 | 0.8 | 114 | 1 | . | 105 | . | 6 | 2 |

| Age Group / sex | Total population (15 yrs +) | Economically active/in the labour force | | | | | | | | | | | Not Economically active/ not in the labour force | | | | | | |
|-----------------|-----------------------------|---|-----------------------|----------------------------|----------------------------|-----------------------------|------------------------------|-------------------------------------|-------------------------------|----------------|--|------------------------|--|---------------------|---------------------|-------------|-------------------|-----------|-------------------------------|
| | | Employed | | | | | | | | | | | Unemployed | | | | | | |
| | | Total Employed | Employer ¹ | Self-employed ² | Public Sector ³ | Private sector ⁴ | Own Consumption ⁵ | Unpaid Family business ⁶ | Household Duties ⁷ | Volunteer work | Willing & available to work last week? | Unemployment rate (**) | Total Not Active | Student - full time | Student - part time | Home duties | Retired / Too old | None | Physically/ Mentally Disabled |
| 50-54 | 288 | 192 | 3 | 38 | 29 | 15 | 89 | 1 | 17 | 0 | 0 | 0.0 | 96 | . | 2 | 86 | 3 | 4 | 1 |
| 55-60 | 233 | 144 | 3 | 18 | 20 | 8 | 78 | 7 | 10 | 0 | 0 | 0.0 | 89 | . | . | 76 | 6 | 6 | 1 |
| 60-64 | 210 | 103 | 1 | 22 | 4 | 7 | 59 | 1 | 9 | 0 | 0 | 0.0 | 107 | . | . | 86 | 13 | 4 | 4 |
| 65-69 | 174 | 85 | 0 | 13 | 1 | 4 | 56 | 2 | 9 | 0 | 0 | 0.0 | 89 | 1 | 1 | 62 | 16 | 9 | . |
| 70-74 | 122 | 41 | 0 | 9 | 2 | 0 | 27 | 0 | 3 | 0 | 0 | 0.0 | 81 | . | 1 | 44 | 23 | 5 | 8 |
| 75+ | 234 | 33 | 2 | 10 | 0 | 2 | 13 | 0 | 5 | 1 | 0 | 0.0 | 201 | 1 | 1 | 64 | 114 | 13 | 9 |
| Haapai | 3,867 | 2,554 | 19 | 617 | 385 | 389 | 918 | 128 | 63 | 35 | 11 | 0.4 | 1,302 | 418 | 35 | 650 | 108 | 45 | 46 |
| 15-19 | 616 | 126 | 1 | 19 | 5 | 18 | 49 | 25 | 7 | 2 | 5 | 3.8 | 485 | 367 | 22 | 90 | . | 5 | 1 |
| 20-24 | 416 | 243 | 1 | 46 | 32 | 37 | 80 | 25 | 14 | 5 | 3 | 1.2 | 173 | 44 | 11 | 104 | . | 7 | 7 |
| 25-29 | 384 | 307 | 1 | 65 | 60 | 52 | 96 | 17 | 9 | 5 | 2 | 0.7 | 77 | 4 | 2 | 65 | 1 | 2 | 3 |
| 30-34 | 375 | 294 | 3 | 79 | 59 | 42 | 91 | 12 | 7 | 1 | 0 | 0.0 | 81 | 2 | . | 74 | . | 5 | . |
| 35-39 | 370 | 314 | 3 | 91 | 52 | 49 | 93 | 11 | 12 | 2 | 1 | 0.3 | 56 | . | . | 52 | . | 3 | 1 |
| 40-44 | 337 | 280 | 0 | 65 | 44 | 55 | 106 | 6 | 2 | 2 | 0 | 0.0 | 57 | 1 | . | 49 | . | 1 | 6 |
| 45-49 | 312 | 261 | 3 | 62 | 42 | 56 | 84 | 7 | 2 | 5 | 0 | 0.0 | 51 | . | . | 46 | . | 1 | 4 |
| 50-54 | 243 | 216 | 2 | 54 | 40 | 36 | 73 | 7 | 1 | 3 | 0 | 0.0 | 27 | . | . | 25 | 1 | . | 1 |
| 55-60 | 215 | 177 | 2 | 47 | 27 | 22 | 65 | 5 | 6 | 3 | 0 | 0.0 | 38 | . | . | 30 | . | 1 | 7 |
| 60-64 | 180 | 126 | 0 | 36 | 16 | 10 | 53 | 10 | 1 | 0 | 0 | 0.0 | 54 | . | . | 35 | 6 | 7 | 6 |
| 65-69 | 145 | 104 | 0 | 26 | 7 | 9 | 56 | 2 | 1 | 3 | 0 | 0.0 | 41 | . | . | 24 | 9 | 3 | 5 |
| 70-74 | 117 | 64 | 3 | 18 | 0 | 1 | 37 | 1 | 1 | 3 | 0 | 0.0 | 53 | . | . | 23 | 24 | 3 | 3 |
| 75+ | 157 | 48 | 0 | 9 | 1 | 2 | 35 | 0 | 0 | 1 | 0 | 0.0 | 109 | . | . | 33 | 67 | 7 | 2 |
| Male | 1,939 | 1,432 | 12 | 287 | 235 | 244 | 501 | 94 | 25 | 28 | 6 | 0.4 | 507 | 202 | 9 | 202 | 40 | 26 | 28 |
| 15-19 | 328 | 91 | 1 | 13 | 1 | 11 | 34 | 22 | 5 | 2 | 2 | 2.2 | 237 | 183 | 4 | 47 | . | 3 | . |
| 20-24 | 234 | 158 | 0 | 32 | 22 | 23 | 47 | 21 | 8 | 5 | 1 | 0.6 | 75 | 18 | 4 | 44 | . | 5 | 4 |
| 25-29 | 181 | 153 | 1 | 28 | 26 | 29 | 54 | 11 | 2 | 2 | 2 | 1.3 | 26 | . | 1 | 21 | 1 | 1 | 2 |
| 30-34 | 164 | 149 | 1 | 32 | 27 | 24 | 53 | 9 | 2 | 1 | 0 | 0.0 | 15 | 1 | . | 10 | . | 4 | . |
| 35-39 | 189 | 176 | 3 | 45 | 30 | 29 | 54 | 9 | 4 | 2 | 1 | 0.6 | 12 | . | . | 9 | . | 2 | 1 |
| 40-44 | 165 | 147 | 0 | 25 | 29 | 31 | 56 | 4 | 1 | 1 | 0 | 0.0 | 18 | . | . | 15 | . | 1 | 2 |
| 45-49 | 161 | 148 | 1 | 27 | 28 | 35 | 48 | 4 | 0 | 5 | 0 | 0.0 | 13 | . | . | 9 | . | 1 | 3 |
| 50-54 | 128 | 118 | 1 | 25 | 25 | 27 | 35 | 3 | 0 | 2 | 0 | 0.0 | 10 | . | . | 8 | 1 | . | 1 |
| 55-60 | 108 | 96 | 1 | 18 | 23 | 17 | 29 | 3 | 2 | 3 | 0 | 0.0 | 12 | . | . | 7 | . | . | 5 |
| 60-64 | 93 | 70 | 0 | 16 | 16 | 8 | 23 | 6 | 1 | 0 | 0 | 0.0 | 23 | . | . | 12 | 3 | 4 | 4 |
| 65-69 | 70 | 60 | 0 | 14 | 7 | 8 | 27 | 2 | 0 | 2 | 0 | 0.0 | 17 | . | . | 4 | 3 | 1 | 2 |
| 70-74 | 50 | 33 | 3 | 7 | 0 | 1 | 20 | 0 | 0 | 2 | 0 | 0.0 | 17 | . | . | 5 | 7 | 2 | 3 |
| 75+ | 68 | 29 | 0 | 5 | 1 | 1 | 21 | 0 | 0 | 1 | 0 | 0.0 | 39 | . | . | 11 | 25 | 2 | 1 |
| Female | 1,928 | 1,133 | 7 | 330 | 150 | 145 | 417 | 34 | 38 | 7 | 5 | 0.4 | 795 | 216 | 26 | 448 | 68 | 19 | 18 |
| 15-19 | 288 | 40 | 0 | 6 | 4 | 7 | 15 | 3 | 2 | 0 | 3 | 7.5 | 248 | 184 | 18 | 43 | . | 2 | 1 |
| 20-24 | 182 | 84 | 1 | 14 | 10 | 14 | 33 | 4 | 6 | 0 | 2 | 2.4 | 98 | 26 | 7 | 60 | . | 2 | 3 |
| 25-29 | 203 | 152 | 0 | 37 | 34 | 23 | 42 | 6 | 7 | 3 | 0 | 0.0 | 51 | 4 | 1 | 44 | . | 1 | 1 |
| 30-34 | 211 | 145 | 2 | 47 | 32 | 18 | 38 | 3 | 5 | 0 | 0 | 0.0 | 66 | 1 | . | 64 | . | 1 | . |
| 35-39 | 181 | 137 | 0 | 46 | 22 | 20 | 39 | 2 | 8 | 0 | 0 | 0.0 | 44 | . | . | 43 | . | 1 | . |
| 40-44 | 172 | 133 | 0 | 40 | 15 | 24 | 50 | 2 | 1 | 1 | 0 | 0.0 | 39 | 1 | . | 34 | . | . | 4 |

| Age Group / sex | Total population (15 yrs +) | Economically active/in the labour force | | | | | | | | | | | Not Economically active/ not in the labour force | | | | | | | |
|-----------------|-----------------------------|---|----------------|-----------------------|----------------------------|----------------------------|-----------------------------|------------------------------|-------------------------------------|-------------------------------|----------------|--|--|------------------|---------------------|---------------------|-------------|-------------------|-----------|-------------------------------|
| | | Total Active | Employed | | | | | | | Unemployed | | | | Total Not Active | Student - full time | Student - part time | Home duties | Retired / Too old | None | Physically/ Mentally Disabled |
| | | | Total Employed | Employer ¹ | Self-employed ² | Public Sector ³ | Private sector ⁴ | Own Consumption ⁵ | Unpaid Family business ⁶ | Household Duties ⁷ | Volunteer work | Willing & available to work last week? | Unemployment rate (**) | | | | | | | |
| 45-49 | 151 | 113 | 2 | 35 | 14 | 21 | 36 | 3 | 2 | 0 | 0 | 0 | 0 | 0 | 0 | 0 | 37 | . | . | 1 |
| 50-54 | 115 | 98 | 1 | 29 | 15 | 9 | 38 | 4 | 1 | 1 | 0 | 0 | 0 | 0 | 0 | 0 | 17 | . | . | . |
| 55-60 | 107 | 81 | 1 | 29 | 4 | 5 | 36 | 2 | 4 | 0 | 0 | 0 | 0 | 0 | 0 | 0 | 23 | . | 1 | 2 |
| 60-64 | 87 | 56 | 0 | 20 | 0 | 2 | 30 | 4 | 0 | 0 | 0 | 0 | 0 | 0 | 0 | 0 | 23 | . | 3 | 2 |
| 65-69 | 75 | 44 | 0 | 12 | 0 | 1 | 29 | 0 | 1 | 1 | 0 | 0 | 0 | 0 | 0 | 0 | 20 | . | 6 | 2 |
| 70-74 | 67 | 31 | 0 | 11 | 0 | 0 | 17 | 1 | 1 | 1 | 0 | 0 | 0 | 0 | 0 | 0 | 18 | . | 17 | 1 |
| 75+ | 89 | 19 | 0 | 4 | 0 | 1 | 14 | 0 | 0 | 0 | 0 | 0 | 0 | 0 | 0 | 0 | 22 | . | 42 | 5 |
| Eua | 3,020 | 1,879 | 15 | 381 | 241 | 296 | 717 | 194 | 18 | 15 | 2 | 0.1 | 2 | 0.1 | 442 | 17 | 564 | 73 | 17 | 28 |
| 15-19 | 521 | 62 | 0 | 6 | 1 | 11 | 27 | 16 | 1 | 0 | 0 | 0 | 0 | 0 | 0 | 0 | 40 | . | 4 | 3 |
| 20-24 | 323 | 182 | 0 | 16 | 23 | 37 | 59 | 36 | 4 | 6 | 1 | 0.5 | 1 | 0 | 37 | 5 | 96 | . | 3 | . |
| 25-29 | 286 | 200 | 3 | 30 | 41 | 39 | 61 | 26 | 0 | 0 | 0 | 0 | 0 | 0 | 4 | . | 80 | . | 1 | 1 |
| 30-34 | 303 | 228 | 1 | 42 | 46 | 39 | 70 | 22 | 5 | 2 | 1 | 0.4 | 1 | 0 | 1 | 1 | 73 | . | . | 1 |
| 35-39 | 254 | 202 | 2 | 45 | 30 | 38 | 69 | 15 | 2 | 1 | 0 | 0 | 0 | 0 | . | . | 46 | . | 4 | 2 |
| 40-44 | 245 | 201 | 1 | 50 | 22 | 30 | 77 | 17 | 2 | 2 | 0 | 0 | 0 | 0 | . | . | 43 | . | . | 1 |
| 45-49 | 272 | 228 | 1 | 42 | 35 | 39 | 88 | 20 | 1 | 2 | 0 | 0 | 0 | 0 | . | . | 41 | . | . | 3 |
| 50-54 | 211 | 170 | 1 | 40 | 20 | 33 | 60 | 15 | 1 | 0 | 0 | 0 | 0 | 0 | . | . | 36 | . | 1 | 4 |
| 55-60 | 165 | 133 | 2 | 32 | 12 | 12 | 64 | 10 | 1 | 0 | 0 | 0 | 0 | 0 | . | . | 31 | . | . | 1 |
| 60-64 | 141 | 118 | 0 | 35 | 7 | 11 | 55 | 7 | 1 | 2 | 0 | 0 | 0 | 0 | . | . | 16 | 3 | 1 | 3 |
| 65-69 | 98 | 68 | 1 | 25 | 4 | 5 | 30 | 3 | 0 | 0 | 0 | 0 | 0 | 0 | . | . | 24 | 2 | 2 | 2 |
| 70-74 | 74 | 46 | 2 | 9 | 0 | 2 | 31 | 2 | 0 | 0 | 0 | 0 | 0 | 0 | . | . | 13 | 10 | . | 5 |
| 75+ | 127 | 41 | 1 | 9 | 0 | 0 | 26 | 5 | 0 | 0 | 0 | 0 | 0 | 0 | . | . | 25 | 58 | 1 | 2 |
| Male | 1,510 | 1,158 | 12 | 196 | 151 | 225 | 419 | 138 | 8 | 8 | 1 | 0.1 | 1 | 0.1 | 204 | 9 | 80 | 30 | 14 | 15 |
| 15-19 | 264 | 56 | 0 | 6 | 1 | 11 | 23 | 14 | 1 | 0 | 0 | 0 | 0 | 0 | . | . | 16 | . | 4 | 2 |
| 20-24 | 181 | 136 | 0 | 7 | 13 | 23 | 54 | 34 | 4 | 1 | 0 | 0 | 0 | 0 | . | . | 19 | . | 2 | . |
| 25-29 | 127 | 111 | 2 | 11 | 23 | 24 | 31 | 20 | 0 | 0 | 0 | 0 | 0 | 0 | . | . | 12 | . | 1 | 1 |
| 30-34 | 146 | 138 | 1 | 14 | 30 | 31 | 46 | 12 | 1 | 2 | 1 | 0.7 | 1 | 0 | . | . | 7 | . | . | . |
| 35-39 | 116 | 107 | 1 | 18 | 14 | 30 | 34 | 9 | 1 | 0 | 0 | 0 | 0 | 0 | . | . | 5 | . | 4 | . |
| 40-44 | 132 | 126 | 1 | 31 | 17 | 26 | 38 | 11 | 1 | 1 | 0 | 0 | 0 | 0 | . | . | 5 | . | . | 1 |
| 45-49 | 140 | 137 | 0 | 17 | 26 | 30 | 49 | 13 | 0 | 2 | 0 | 0 | 0 | 0 | . | . | 2 | . | . | 1 |
| 50-54 | 103 | 98 | 1 | 21 | 11 | 25 | 32 | 8 | 0 | 0 | 0 | 0 | 0 | 0 | . | . | 2 | . | 1 | 2 |
| 55-60 | 76 | 73 | 2 | 18 | 6 | 8 | 32 | 7 | 0 | 0 | 0 | 0 | 0 | 0 | . | . | 2 | . | . | 1 |
| 60-64 | 77 | 73 | 0 | 22 | 6 | 10 | 29 | 4 | 0 | 2 | 0 | 0 | 0 | 0 | . | . | 2 | . | 1 | 1 |
| 65-69 | 49 | 42 | 1 | 15 | 4 | 5 | 16 | 1 | 0 | 0 | 0 | 0 | 0 | 0 | . | . | 3 | 2 | 1 | 1 |
| 70-74 | 37 | 28 | 2 | 7 | 0 | 2 | 16 | 1 | 0 | 0 | 0 | 0 | 0 | 0 | . | . | . | 5 | . | 4 |
| 75+ | 62 | 33 | 1 | 9 | 0 | 0 | 19 | 4 | 0 | 0 | 0 | 0 | 0 | 0 | . | . | 6 | . | 22 | 1 |
| Female | 1,510 | 721 | 3 | 185 | 90 | 71 | 298 | 56 | 10 | 7 | 1 | 0.1 | 1 | 0.1 | 238 | 8 | 484 | 43 | 3 | 13 |
| 15-19 | 257 | 6 | 0 | 0 | 0 | 0 | 4 | 2 | 0 | 0 | 0 | 0 | 0 | 0 | . | . | 24 | . | . | 1 |
| 20-24 | 142 | 46 | 0 | 9 | 10 | 14 | 5 | 2 | 0 | 5 | 1 | 2.2 | 1 | 0 | . | . | 77 | . | 1 | . |
| 25-29 | 159 | 89 | 1 | 19 | 18 | 15 | 30 | 6 | 0 | 0 | 0 | 0 | 0 | 0 | . | . | 68 | . | . | . |
| 30-34 | 157 | 90 | 0 | 28 | 16 | 8 | 24 | 10 | 4 | 0 | 0 | 0 | 0 | 0 | . | . | 66 | . | . | 1 |
| 35-39 | 138 | 95 | 1 | 27 | 16 | 8 | 35 | 6 | 1 | 1 | 0 | 0 | 0 | 0 | . | . | 41 | . | . | 2 |

| Age Group / sex | Total population (15 yrs +) | Economically active/in the labour force | | | | | | | | | | | Not Economically active/ not in the labour force | | | | | | |
|------------------|-----------------------------|---|-----------------------|----------------------------|----------------------------|-----------------------------|------------------------------|-------------------------------------|-------------------------------|----------------|--|-------------------------|--|---------------------|---------------------|-------------|-------------------|----------|-------------------------------|
| | | Employed | | | | | | | | | | | Unemployed | | | | | | |
| | | Total Employed | Employer ¹ | Self-employed ² | Public Sector ³ | Private sector ⁴ | Own Consumption ⁵ | Unpaid Family business ⁶ | Household Duties ⁷ | Volunteer work | Willing & available to work last week? | Unemployment rate (%)** | Total Not Active | Student - full time | Student - part time | Home duties | Retired / Too old | None | Physically/ Mentally Disabled |
| 40-44 | 113 | 75 | 0 | 19 | 5 | 4 | 39 | 6 | 1 | 1 | 0 | 0.0 | 38 | . | . | . | . | . | |
| 45-49 | 132 | 91 | 1 | 25 | 9 | 9 | 39 | 7 | 1 | 0 | 0 | 0.0 | 41 | . | . | . | . | 2 | |
| 50-54 | 108 | 72 | 0 | 19 | 9 | 8 | 28 | 7 | 1 | 0 | 0 | 0.0 | 36 | . | . | . | . | 2 | |
| 55-60 | 89 | 60 | 0 | 14 | 6 | 4 | 32 | 3 | 1 | 0 | 0 | 0.0 | 29 | . | . | . | . | . | |
| 60-64 | 64 | 45 | 0 | 13 | 1 | 1 | 26 | 3 | 1 | 0 | 0 | 0.0 | 19 | . | . | 2 | . | 2 | |
| 65-69 | 49 | 26 | 0 | 10 | 0 | 0 | 14 | 2 | 0 | 0 | 0 | 0.0 | 23 | . | . | 1 | . | 1 | |
| 70-74 | 37 | 18 | 0 | 2 | 0 | 0 | 15 | 1 | 0 | 0 | 0 | 0.0 | 19 | . | . | 5 | . | 1 | |
| 75+ | 65 | 8 | 0 | 0 | 0 | 0 | 7 | 1 | 0 | 0 | 0 | 0.0 | 57 | . | . | 19 | 36 | 1 | 1 |
| Ongo Niua | 804 | 530 | 2 | 199 | 137 | 8 | 107 | 55 | 17 | 5 | 1 | 0.2 | 273 | 99 | 2 | 132 | 26 | 3 | 11 |
| 15-19 | 125 | 15 | 0 | 2 | 1 | 0 | 9 | 2 | 1 | 0 | 0 | 6.3 | 109 | 90 | 1 | 15 | . | 1 | 2 |
| 20-24 | 74 | 45 | 0 | 7 | 9 | 0 | 4 | 19 | 6 | 0 | 0 | 0.0 | 29 | 7 | 1 | 21 | . | . | . |
| 25-29 | 73 | 51 | 0 | 13 | 18 | 1 | 9 | 7 | 3 | 0 | 0 | 0.0 | 22 | 1 | . | 19 | . | 1 | 1 |
| 30-34 | 59 | 51 | 0 | 14 | 23 | 1 | 8 | 4 | 1 | 0 | 0 | 0.0 | 8 | . | . | 8 | . | . | . |
| 35-39 | 69 | 60 | 2 | 21 | 16 | 2 | 12 | 5 | 1 | 1 | 0 | 0.0 | 9 | . | . | 8 | . | . | 1 |
| 40-44 | 65 | 53 | 0 | 21 | 17 | 2 | 8 | 3 | 1 | 1 | 0 | 0.0 | 12 | 1 | . | 11 | . | . | 1 |
| 45-49 | 64 | 51 | 0 | 21 | 14 | 1 | 15 | 0 | 0 | 0 | 0 | 0.0 | 13 | . | . | 10 | . | 1 | 2 |
| 50-54 | 68 | 56 | 0 | 26 | 18 | 1 | 6 | 2 | 1 | 2 | 0 | 0.0 | 12 | . | . | 11 | . | . | 1 |
| 55-60 | 64 | 59 | 0 | 22 | 19 | 0 | 14 | 1 | 2 | 1 | 0 | 0.0 | 5 | . | . | 4 | . | . | 1 |
| 60-64 | 44 | 39 | 0 | 26 | 1 | 0 | 9 | 2 | 1 | 0 | 0 | 0.0 | 5 | . | . | 5 | . | . | . |
| 65-69 | 29 | 22 | 0 | 8 | 1 | 0 | 10 | 3 | 0 | 0 | 0 | 0.0 | 7 | . | . | 2 | 4 | . | 1 |
| 70-74 | 30 | 17 | 0 | 10 | 0 | 0 | 7 | 0 | 0 | 0 | 0 | 0.0 | 13 | . | . | 7 | 4 | . | 2 |
| 75+ | 40 | 11 | 0 | 8 | 0 | 0 | 3 | 0 | 0 | 0 | 0 | 0.0 | 29 | . | . | 11 | 18 | . | 2 |
| Male | 425 | 296 | 1 | 52 | 108 | 8 | 81 | 32 | 10 | 3 | 1 | 0.3 | 129 | 51 | 2 | 52 | 15 | 2 | 7 |
| 15-19 | 72 | 8 | 0 | 1 | 1 | 0 | 2 | 4 | 0 | 0 | 0 | 11.1 | 63 | 49 | 1 | 11 | . | 1 | 1 |
| 20-24 | 45 | 33 | 0 | 0 | 8 | 0 | 3 | 16 | 6 | 0 | 0 | 0.0 | 12 | 1 | 1 | 10 | . | . | . |
| 25-29 | 32 | 25 | 0 | 3 | 9 | 1 | 7 | 4 | 1 | 0 | 0 | 0.0 | 7 | 1 | . | 6 | . | . | . |
| 30-34 | 29 | 27 | 0 | 1 | 16 | 1 | 7 | 1 | 1 | 0 | 0 | 0.0 | 2 | . | . | 2 | . | . | . |
| 35-39 | 35 | 33 | 1 | 4 | 11 | 2 | 10 | 3 | 1 | 1 | 0 | 0.0 | 2 | . | . | 1 | . | . | 1 |
| 40-44 | 26 | 23 | 0 | 3 | 13 | 2 | 5 | 0 | 0 | 0 | 0 | 0.0 | 3 | . | . | 3 | . | . | 1 |
| 45-49 | 35 | 28 | 0 | 7 | 12 | 1 | 8 | 0 | 0 | 0 | 0 | 0.0 | 7 | . | . | 5 | . | 1 | 1 |
| 50-54 | 37 | 32 | 0 | 9 | 17 | 1 | 4 | 0 | 0 | 1 | 0 | 0.0 | 5 | . | . | 4 | . | . | 1 |
| 55-60 | 40 | 37 | 0 | 5 | 19 | 0 | 11 | 0 | 1 | 1 | 0 | 0.0 | 3 | . | . | 2 | . | . | 1 |
| 60-64 | 18 | 17 | 0 | 8 | 1 | 0 | 6 | 2 | 0 | 0 | 0 | 0.0 | 1 | . | . | 1 | . | . | . |
| 65-69 | 21 | 17 | 0 | 4 | 1 | 0 | 10 | 2 | 0 | 0 | 0 | 0.0 | 4 | . | . | 2 | 2 | . | . |
| 70-74 | 16 | 9 | 0 | 3 | 0 | 0 | 6 | 0 | 0 | 0 | 0 | 0.0 | 7 | . | . | 2 | 3 | . | 2 |
| 75+ | 19 | 6 | 0 | 4 | 0 | 0 | 2 | 0 | 0 | 0 | 0 | 0.0 | 13 | . | . | 3 | 10 | . | . |
| Female | 379 | 235 | 1 | 147 | 29 | 0 | 26 | 23 | 7 | 2 | 0 | 0.0 | 144 | 48 | 1 | 80 | 11 | 1 | 4 |
| 15-19 | 53 | 7 | 0 | 1 | 0 | 0 | 0 | 5 | 1 | 0 | 0 | 0.0 | 46 | 41 | . | 4 | . | . | 1 |
| 20-24 | 29 | 12 | 0 | 7 | 1 | 0 | 1 | 3 | 0 | 0 | 0 | 0.0 | 17 | 6 | . | 11 | . | . | 1 |
| 25-29 | 41 | 26 | 0 | 10 | 9 | 0 | 2 | 3 | 2 | 0 | 0 | 0.0 | 15 | . | . | 13 | . | 1 | 1 |

| Age Group / sex | Total population (15 yrs +) | Economically active/in the labour force | | | | | | | | | | | Not Economically active/ not in the labour force | | | | | | |
|-----------------|-----------------------------|---|-----------------------|----------------------------|----------------------------|-----------------------------|------------------------------|-------------------------------------|-------------------------------|----------------|--|-------------------------|--|---------------------|---------------------|---------------|-------------------|------------|-------------------------------|
| | | Employed | | | | | | | | | | | Unemployed | | | | | | |
| | | Total Employed | Employer ¹ | Self-employed ² | Public Sector ³ | Private sector ⁴ | Own Consumption ⁵ | Unpaid Family business ⁶ | Household Duties ⁷ | Volunteer work | Willing & available to work last week ⁸ | Unemployment rate (%)** | Total Not Active | Student - full time | Student - part time | Home duties | Retired / Too old | None | Physically/ Mentally Disabled |
| 25-29 | 867 | 464 | 8 | 29 | 254 | 131 | 15 | 4 | 17 | 5 | 6 | 1.3 | 397 | 24 | 5 | 354 | 1 | 9 | 4 |
| 30-34 | 842 | 475 | 14 | 52 | 238 | 141 | 12 | 3 | 15 | 2 | 4 | 0.8 | 363 | 7 | 1 | 338 | . | 11 | 6 |
| 35-39 | 720 | 352 | 16 | 40 | 175 | 91 | 13 | 1 | 16 | 3 | 6 | 1.7 | 362 | 4 | 2 | 346 | 1 | 5 | 4 |
| 40-44 | 620 | 362 | 11 | 61 | 169 | 82 | 17 | 4 | 14 | 5 | 2 | 0.5 | 256 | 3 | . | 242 | . | 6 | 5 |
| 45-49 | 609 | 311 | 15 | 48 | 117 | 83 | 20 | 4 | 19 | 3 | 2 | 0.6 | 298 | 3 | . | 285 | 1 | 6 | 3 |
| 50-54 | 493 | 251 | 17 | 43 | 100 | 45 | 18 | 6 | 15 | 4 | 0 | 0.0 | 242 | . | . | 227 | 4 | 8 | 3 |
| 55-60 | 429 | 171 | 18 | 28 | 63 | 34 | 17 | 0 | 6 | 4 | 0 | 0.0 | 258 | . | . | 236 | 8 | 11 | 3 |
| 60-64 | 324 | 109 | 6 | 21 | 40 | 19 | 16 | 0 | 5 | 2 | 1 | 0.9 | 215 | . | . | 180 | 28 | 4 | 3 |
| 65-69 | 258 | 48 | 4 | 11 | 13 | 6 | 6 | 0 | 5 | 3 | 0 | 0.0 | 210 | 1 | . | 145 | 52 | 7 | 5 |
| 70-74 | 190 | 24 | 1 | 8 | 3 | 4 | 4 | 0 | 2 | 1 | 1 | 4.2 | 166 | . | 1 | 94 | 58 | 10 | 3 |
| 75+ | 332 | 21 | 3 | 4 | 3 | 2 | 2 | 1 | 3 | 3 | 0 | 0.0 | 311 | . | . | 98 | 200 | 8 | 5 |
| Rural | 48,563 | 26,745 | 410 | 5358 | 6045 | 4937 | 7052 | 1424 | 889 | 371 | 240 | 0.9 | 21,818 | 6,710 | 352 | 11,845 | 1,598 | 784 | 529 |
| 15-19 | 8,131 | 1,167 | 7 | 149 | 142 | 248 | 328 | 137 | 85 | 28 | 43 | 3.7 | 6,964 | 5,560 | 120 | 1,110 | 5 | 132 | 37 |
| 20-24 | 6,169 | 3,137 | 21 | 395 | 741 | 766 | 628 | 259 | 171 | 78 | 70 | 2.2 | 3,032 | 885 | 168 | 1,798 | 2 | 146 | 33 |
| 25-29 | 4,859 | 3,154 | 30 | 466 | 945 | 715 | 661 | 150 | 106 | 36 | 47 | 1.5 | 1,705 | 123 | 29 | 1,432 | 4 | 86 | 31 |
| 30-34 | 4,872 | 3,344 | 28 | 598 | 999 | 705 | 717 | 130 | 105 | 24 | 34 | 1.0 | 1,528 | 48 | 19 | 1,352 | 2 | 72 | 35 |
| 35-39 | 4,267 | 3,043 | 74 | 618 | 792 | 629 | 699 | 123 | 73 | 16 | 14 | 0.5 | 1,224 | 30 | 7 | 1,108 | 1 | 38 | 40 |
| 40-44 | 3,976 | 2,963 | 49 | 650 | 677 | 555 | 782 | 136 | 70 | 28 | 14 | 0.5 | 1,013 | 22 | 1 | 921 | 1 | 34 | 34 |
| 45-49 | 3,953 | 2,991 | 61 | 693 | 687 | 486 | 817 | 135 | 68 | 34 | 10 | 0.3 | 962 | 15 | 3 | 840 | 6 | 40 | 58 |
| 50-54 | 3,129 | 2,319 | 48 | 577 | 523 | 363 | 610 | 103 | 61 | 35 | 2 | 0.1 | 808 | 12 | 2 | 706 | 16 | 37 | 35 |
| 55-60 | 2,446 | 1,650 | 31 | 396 | 323 | 223 | 523 | 78 | 42 | 33 | 2 | 0.1 | 796 | 3 | . | 660 | 46 | 31 | 56 |
| 60-64 | 2,063 | 1,234 | 25 | 340 | 124 | 128 | 466 | 78 | 39 | 28 | 3 | 0.2 | 829 | 4 | . | 611 | 132 | 37 | 45 |
| 65-69 | 1,555 | 855 | 14 | 233 | 56 | 80 | 377 | 47 | 30 | 18 | 0 | 0.0 | 700 | 2 | 1 | 453 | 158 | 49 | 37 |
| 70-74 | 1,253 | 497 | 13 | 143 | 20 | 24 | 241 | 25 | 21 | 8 | 1 | 0.2 | 756 | 2 | 2 | 392 | 306 | 21 | 33 |
| 75+ | 1,890 | 389 | 9 | 100 | 16 | 15 | 203 | 23 | 18 | 5 | 0 | 0.0 | 1,501 | 4 | . | 462 | 919 | 61 | 55 |
| Male | 23,643 | 15,974 | 280 | 3008 | 3543 | 3304 | 4221 | 1074 | 273 | 255 | 93 | 0.6 | 7,576 | 3,255 | 123 | 2,614 | 757 | 527 | 300 |
| 15-19 | 4,202 | 876 | 7 | 115 | 90 | 190 | 268 | 117 | 46 | 23 | 20 | 2.3 | 3,326 | 2,669 | 53 | 479 | 2 | 104 | 19 |
| 20-24 | 3,081 | 1,965 | 14 | 263 | 412 | 454 | 455 | 215 | 74 | 45 | 26 | 1.3 | 1,116 | 430 | 49 | 513 | . | 106 | 18 |
| 25-29 | 2,267 | 1,779 | 13 | 251 | 507 | 430 | 398 | 114 | 34 | 18 | 15 | 0.8 | 488 | 72 | 12 | 320 | 2 | 61 | 21 |
| 30-34 | 2,201 | 1,870 | 16 | 296 | 530 | 447 | 431 | 93 | 24 | 18 | 13 | 0.7 | 331 | 26 | 3 | 223 | . | 55 | 24 |
| 35-39 | 2,055 | 1,797 | 57 | 327 | 451 | 422 | 426 | 86 | 13 | 9 | 4 | 0.2 | 258 | 20 | 3 | 180 | . | 26 | 29 |
| 40-44 | 1,894 | 1,684 | 32 | 341 | 398 | 380 | 404 | 93 | 13 | 13 | 9 | 0.5 | 210 | 12 | 1 | 153 | . | 26 | 18 |
| 45-49 | 1,989 | 1,794 | 40 | 382 | 439 | 344 | 451 | 93 | 16 | 17 | 2 | 0.1 | 195 | 8 | 2 | 124 | 1 | 27 | 33 |
| 50-54 | 1,606 | 1,426 | 33 | 326 | 332 | 266 | 351 | 74 | 15 | 26 | 1 | 0.1 | 180 | 11 | . | 118 | 8 | 23 | 20 |
| 55-60 | 1,198 | 1,013 | 23 | 219 | 220 | 171 | 285 | 56 | 10 | 28 | 1 | 0.1 | 185 | 2 | . | 108 | 27 | 17 | 31 |
| 60-64 | 993 | 763 | 17 | 193 | 95 | 97 | 261 | 61 | 10 | 25 | 2 | 0.3 | 230 | 2 | . | 107 | 72 | 23 | 26 |
| 65-69 | 752 | 538 | 13 | 143 | 43 | 69 | 216 | 33 | 6 | 15 | 0 | 0.0 | 214 | . | . | 81 | 90 | 24 | 19 |
| 70-74 | 579 | 305 | 9 | 87 | 12 | 22 | 143 | 19 | 6 | 6 | 0 | 0.0 | 274 | 2 | . | 82 | 162 | 10 | 18 |
| 75+ | 826 | 257 | 6 | 65 | 14 | 12 | 132 | 20 | 6 | 2 | 0 | 0.0 | 569 | 1 | . | 126 | 393 | 25 | 24 |
| Female | 24,920 | 10,678 | 130 | 2350 | 2502 | 1633 | 2831 | 350 | 616 | 116 | 147 | 1.4 | 14,242 | 3,455 | 229 | 9,251 | 841 | 257 | 229 |
| 15-19 | 3,929 | 291 | 0 | 34 | 52 | 58 | 60 | 20 | 39 | 5 | 23 | 7.9 | 3,638 | 2,891 | 67 | 631 | 3 | 28 | 18 |

| Age Group / sex | Total population (15 yrs +) | Economically active/in the labour force | | | | | | | | | | Not Economically active/ not in the labour force | | | | | | | | | |
|---------------------------|-----------------------------|---|-----------------------|----------------------------|----------------------------|-----------------------------|------------------------------|-------------------------------------|-------------------------------|----------------|--|--|--------------|------------|------------------|---------------------|---------------------|-------------|-------------------|------|-------------------------------|
| | | Employed | | | | | | | | | | Unemployed | | | Total Not Active | Student - full time | Student - part time | Home duties | Retired / Too old | None | Physically/ Mentally Disabled |
| | | Total Employed | Employer ¹ | Self-employed ² | Public Sector ³ | Private sector ⁴ | Own Consumption ⁵ | Unpaid Family business ⁶ | Household Duties ⁷ | Volunteer work | Willing & available to work last week ⁸ | Unemployment rate (%)** | | | | | | | | | |
| 20-24 | 3,088 | 1,128 | 7 | 132 | 329 | 312 | 173 | 44 | 97 | 33 | 44 | 3.8 | 455 | 119 | 1,285 | 2 | 40 | 15 | | | |
| 25-29 | 2,592 | 1,343 | 17 | 215 | 438 | 285 | 263 | 36 | 72 | 18 | 32 | 2.3 | 51 | 17 | 1,112 | 2 | 25 | 10 | | | |
| 30-34 | 2,671 | 1,474 | 12 | 302 | 469 | 258 | 286 | 37 | 81 | 6 | 21 | 1.4 | 22 | 16 | 1,129 | 2 | 17 | 11 | | | |
| 35-39 | 2,212 | 1,236 | 17 | 291 | 341 | 207 | 273 | 37 | 60 | 7 | 10 | 0.8 | 10 | 4 | 928 | 1 | 12 | 11 | | | |
| 40-44 | 2,082 | 1,279 | 17 | 309 | 279 | 175 | 378 | 43 | 57 | 15 | 5 | 0.4 | 10 | . | 768 | 1 | 8 | 16 | | | |
| 45-49 | 1,964 | 1,197 | 21 | 311 | 248 | 142 | 366 | 42 | 52 | 7 | 8 | 0.7 | 7 | 1 | 716 | 5 | 13 | 25 | | | |
| 50-54 | 1,523 | 894 | 15 | 251 | 191 | 97 | 259 | 29 | 46 | 9 | 1 | 0.1 | 1 | 2 | 588 | 8 | 14 | 15 | | | |
| 55-60 | 1,248 | 636 | 8 | 177 | 103 | 52 | 238 | 22 | 32 | 5 | 1 | 0.2 | 1 | . | 552 | 19 | 14 | 25 | | | |
| 60-64 | 1,070 | 471 | 8 | 147 | 29 | 31 | 205 | 17 | 29 | 3 | 1 | 0.2 | 2 | . | 504 | 60 | 14 | 19 | | | |
| 65-69 | 803 | 317 | 1 | 90 | 13 | 11 | 161 | 14 | 24 | 3 | 0 | 0.0 | 2 | 1 | 372 | 68 | 25 | 18 | | | |
| 70-74 | 674 | 191 | 4 | 56 | 2 | 2 | 98 | 6 | 15 | 2 | 1 | 0.5 | . | 2 | 310 | 144 | 11 | 15 | | | |
| 75+ | 1,064 | 132 | 3 | 35 | 2 | 3 | 71 | 3 | 12 | 3 | 0 | 0.0 | 3 | . | 336 | 526 | 36 | 31 | | | |
| Greater Nuku'alofa | 22,830 | 11,362 | 383 | 1385 | 4698 | 3173 | 910 | 258 | 365 | 198 | 158 | 1.4 | 3,485 | 167 | 6,060 | 946 | 410 | 242 | | | |
| 15-19 | 3,596 | 400 | 5 | 31 | 94 | 171 | 36 | 12 | 23 | 10 | 18 | 4.5 | 2,649 | 50 | 418 | 2 | 63 | 14 | | | |
| 20-24 | 3,116 | 1,484 | 17 | 112 | 623 | 500 | 72 | 31 | 58 | 19 | 52 | 3.5 | 632 | 83 | 824 | 1 | 75 | 17 | | | |
| 25-29 | 2,570 | 1,643 | 28 | 114 | 800 | 494 | 88 | 30 | 38 | 19 | 30 | 1.8 | 99 | 15 | 749 | 1 | 46 | 17 | | | |
| 30-34 | 2,457 | 1,650 | 39 | 154 | 764 | 532 | 78 | 17 | 41 | 9 | 17 | 1.0 | 29 | 8 | 708 | . | 38 | 24 | | | |
| 35-39 | 2,054 | 1,337 | 58 | 151 | 600 | 377 | 83 | 22 | 25 | 13 | 12 | 0.9 | 27 | 8 | 650 | 1 | 16 | 15 | | | |
| 40-44 | 1,787 | 1,277 | 45 | 199 | 523 | 320 | 93 | 27 | 35 | 24 | 14 | 1.1 | 17 | 1 | 449 | . | 20 | 23 | | | |
| 45-49 | 1,742 | 1,184 | 49 | 178 | 473 | 304 | 101 | 24 | 35 | 16 | 4 | 0.3 | 16 | 1 | 492 | 3 | 20 | 26 | | | |
| 50-54 | 1,442 | 968 | 55 | 179 | 372 | 198 | 81 | 23 | 32 | 25 | 3 | 0.3 | 11 | . | 404 | 18 | 24 | 17 | | | |
| 55-60 | 1,152 | 671 | 37 | 102 | 240 | 141 | 92 | 15 | 22 | 21 | 2 | 0.3 | 2 | . | 409 | 26 | 20 | 24 | | | |
| 60-64 | 918 | 442 | 22 | 77 | 125 | 73 | 80 | 21 | 22 | 19 | 3 | 0.7 | . | . | 337 | 106 | 16 | 17 | | | |
| 65-69 | 679 | 243 | 14 | 43 | 54 | 40 | 48 | 13 | 16 | 13 | 2 | 0.8 | 2 | . | 252 | 141 | 24 | 19 | | | |
| 70-74 | 517 | 126 | 4 | 26 | 22 | 15 | 34 | 12 | 8 | 5 | 0 | 0.0 | . | 1 | 187 | 169 | 20 | 12 | | | |
| 75+ | 800 | 95 | 10 | 19 | 8 | 8 | 24 | 11 | 10 | 5 | 1 | 1.1 | 1 | . | 181 | 478 | 28 | 17 | | | |
| Male | 11,045 | 6,867 | 242 | 816 | 2698 | 2019 | 570 | 187 | 124 | 132 | 85 | 1.2 | 1,765 | 65 | 1,489 | 453 | 251 | 155 | | | |
| 15-19 | 1,864 | 276 | 4 | 23 | 62 | 121 | 31 | 8 | 9 | 8 | 10 | 3.6 | 1,327 | 20 | 185 | 1 | 46 | 9 | | | |
| 20-24 | 1,557 | 884 | 12 | 76 | 352 | 293 | 56 | 23 | 31 | 13 | 28 | 3.2 | 312 | 33 | 257 | 1 | 56 | 14 | | | |
| 25-29 | 1,257 | 948 | 18 | 70 | 431 | 309 | 56 | 22 | 15 | 9 | 17 | 1.8 | 61 | 6 | 200 | . | 31 | 11 | | | |
| 30-34 | 1,175 | 939 | 22 | 72 | 418 | 336 | 52 | 12 | 13 | 6 | 9 | 1.0 | 15 | 2 | 184 | . | 21 | 14 | | | |
| 35-39 | 967 | 802 | 39 | 96 | 336 | 251 | 52 | 17 | 2 | 8 | 3 | 0.4 | 19 | 3 | 126 | . | 10 | 7 | | | |
| 40-44 | 860 | 718 | 30 | 104 | 283 | 200 | 49 | 21 | 9 | 14 | 10 | 1.4 | 12 | 1 | 100 | . | 13 | 16 | | | |
| 45-49 | 830 | 706 | 32 | 105 | 287 | 189 | 57 | 16 | 7 | 12 | 1 | 0.1 | 7 | . | 87 | 2 | 12 | 16 | | | |
| 50-54 | 714 | 593 | 35 | 108 | 238 | 128 | 47 | 9 | 8 | 17 | 3 | 0.5 | 10 | . | 77 | 11 | 12 | 11 | | | |
| 55-60 | 526 | 417 | 18 | 57 | 158 | 95 | 53 | 12 | 8 | 16 | 1 | 0.2 | 1 | . | 71 | 15 | 7 | 15 | | | |
| 60-64 | 433 | 274 | 14 | 47 | 73 | 48 | 47 | 18 | 11 | 15 | 1 | 0.4 | . | . | 71 | 67 | 7 | 14 | | | |
| 65-69 | 309 | 163 | 10 | 29 | 39 | 32 | 29 | 10 | 5 | 9 | 0 | 0.0 | . | . | 47 | 78 | 11 | 10 | | | |
| 70-74 | 232 | 85 | 2 | 15 | 16 | 11 | 25 | 9 | 2 | 4 | 1 | 1.2 | . | . | 47 | 83 | 9 | 8 | | | |
| 75+ | 321 | 61 | 6 | 14 | 5 | 6 | 16 | 10 | 4 | 1 | 1 | 1.6 | 1 | . | 37 | 195 | 16 | 10 | | | |

| Age Group / sex | Total population (15 yrs +) | Economically active/in the labour force | | | | | | | | | | | Not Economically active/ not in the labour force | | | | | | | | | |
|-----------------|-----------------------------|---|-----------------------|----------------------------|----------------------------|-----------------------------|------------------------------|-------------------------------------|-------------------------------|----------------|--|-------------------------|--|--------------|------------|------------------|---------------------|---------------------|-------------|-------------------|------|-------------------------------|
| | | Employed | | | | | | | | | | | Unemployed | | | Total Not Active | Student - full time | Student - part time | Home duties | Retired / Too old | None | Physically/ Mentally Disabled |
| | | Total Employed | Employer ¹ | Self-employed ² | Public Sector ³ | Private sector ⁴ | Own Consumption ⁵ | Unpaid Family business ⁶ | Household Duties ⁷ | Volunteer work | Willing & available to work last week? | Unemployment rate (%)** | | | | | | | | | | |
| Female | 11,785 | 4,580 | 1,41 | 569 | 2,000 | 1,154 | 340 | 71 | 241 | 66 | 73 | 1.6 | 7,132 | 1,720 | 102 | 4,571 | 493 | 159 | 87 | | | |
| 15-19 | 1,732 | 116 | 1 | 8 | 32 | 50 | 5 | 4 | 14 | 2 | 8 | 6.5 | 1,608 | 1,322 | 30 | 233 | 1 | 17 | 5 | | | |
| 20-24 | 1,559 | 600 | 5 | 36 | 271 | 207 | 16 | 8 | 27 | 6 | 24 | 4.0 | 959 | 320 | 50 | 567 | . | 19 | 3 | | | |
| 25-29 | 1,313 | 695 | 10 | 44 | 369 | 185 | 32 | 8 | 23 | 10 | 13 | 1.9 | 618 | 38 | 9 | 549 | 1 | 15 | 6 | | | |
| 30-34 | 1,282 | 711 | 17 | 82 | 346 | 196 | 26 | 5 | 28 | 3 | 8 | 1.1 | 571 | 14 | 6 | 524 | . | 17 | 10 | | | |
| 35-39 | 1,087 | 535 | 19 | 55 | 264 | 126 | 31 | 5 | 23 | 5 | 9 | 1.7 | 552 | 8 | 5 | 524 | 1 | 6 | 8 | | | |
| 40-44 | 927 | 559 | 15 | 95 | 240 | 120 | 44 | 6 | 26 | 10 | 4 | 0.7 | 368 | 5 | . | 349 | . | 7 | 7 | | | |
| 45-49 | 912 | 478 | 17 | 73 | 186 | 115 | 44 | 8 | 28 | 4 | 3 | 0.6 | 434 | 9 | 1 | 405 | 1 | 8 | 10 | | | |
| 50-54 | 728 | 375 | 20 | 71 | 134 | 70 | 34 | 14 | 24 | 8 | 0 | 0.0 | 353 | 1 | . | 327 | 7 | 12 | 6 | | | |
| 55-60 | 626 | 254 | 19 | 45 | 82 | 46 | 39 | 3 | 14 | 5 | 1 | 0.4 | 372 | 1 | . | 338 | 11 | 13 | 9 | | | |
| 60-64 | 485 | 168 | 8 | 30 | 52 | 25 | 33 | 3 | 11 | 4 | 2 | 1.2 | 317 | . | . | 266 | 39 | 9 | 3 | | | |
| 65-69 | 370 | 78 | 4 | 14 | 15 | 8 | 19 | 3 | 11 | 4 | 0 | 0.0 | 292 | 2 | . | 205 | 63 | 13 | 9 | | | |
| 70-74 | 285 | 43 | 2 | 11 | 6 | 4 | 9 | 3 | 6 | 1 | 1 | 2.3 | 242 | . | 1 | 140 | 86 | 11 | 4 | | | |
| 75+ | 479 | 33 | 4 | 5 | 3 | 2 | 8 | 1 | 6 | 4 | 0 | 0.0 | 446 | . | . | 144 | 283 | 12 | 7 | | | |

Notes:

- 1 - Employer, Producing goods or services for sale, running a business with paid employees
- 2 - Self-employed, Producing goods or services for sale, running a business without paid employees
- 3 - Employee, working for wages / salary in public sector (incl. NGO, UN agencies)
- 4 - Employee, working for wages / salary in private sector

- 5 - Producing goods for own and/ or family consumption
- 6 - Unpaid family worker (family business/plantation)
- 7 - Unpaid family worker, help with basic HH duties inside (washing, cooking, cleaning, etc.) and outside (gardening, maintaining lawn, etc.)

**Equates from the total unemployment (348 peoples) - the number of people who did not work during the reference week but were available and willing to start work and looking for work

Table G 64: Voting status (21years+) by division and region

| | Total | Tongatapu | Vava'u | Ha'apai | 'Eua | Ongo Niua | Urban | Rural | Grt Nuku'alofa |
|---|---------------|---------------|--------------|--------------|--------------|------------|---------------|---------------|----------------|
| Registered to vote | 51,525 | 38,396 | 6,870 | 3,171 | 2,425 | 663 | 12,397 | 39,128 | 18,554 |
| Yes | 44,016 | 32,313 | 6,174 | 2,788 | 2,141 | 600 | 10,179 | 33,837 | 15,339 |
| No | 7,509 | 6,083 | 696 | 383 | 284 | 63 | 2,218 | 5,291 | 3,215 |
| Reason for not registering to vote | 7,509 | 6,083 | 696 | 383 | 284 | 63 | 2,218 | 5,291 | 3,215 |
| Was away overseas | 2,080 | 1,728 | 182 | 82 | 75 | 13 | 645 | 1,435 | 916 |
| Sick | 661 | 486 | 81 | 30 | 57 | 7 | 184 | 477 | 273 |
| Not Interested | 2,124 | 1,757 | 190 | 108 | 56 | 13 | 582 | 1,542 | 935 |
| Don't know where to register | 876 | 670 | 78 | 77 | 36 | 15 | 188 | 688 | 257 |
| Other reasons | 1,768 | 1,442 | 165 | 86 | 60 | 15 | 619 | 1,149 | 834 |

Note: Excludes Non- residents occupying institutions

Table G 65: Voting status (21 years +) by 5 year age groups

| | Total | 21-24 | 25-29 | 30-34 | 35-39 | 40-44 | 45-49 | 50-54 | 55-59 | 60-64 | 65-69 | 70-74 | 75+ |
|---|---------------|--------------|--------------|--------------|--------------|--------------|--------------|--------------|--------------|--------------|--------------|--------------|--------------|
| Registered to vote | 51,525 | 6,468 | 6,585 | 6,490 | 5,605 | 5,157 | 5,132 | 4,119 | 3,231 | 2,680 | 2,021 | 1,595 | 2,442 |
| Yes | 44,016 | 3,375 | 5,417 | 5,784 | 5,126 | 4,719 | 4,763 | 3,814 | 2,979 | 2,469 | 1,880 | 1,487 | 2,203 |
| No | 7,509 | 3,093 | 1,168 | 706 | 479 | 438 | 369 | 305 | 252 | 211 | 141 | 108 | 239 |
| Reason for not registering to vote | 7,509 | 3,093 | 1,168 | 706 | 479 | 438 | 369 | 305 | 252 | 211 | 141 | 108 | 239 |
| Was away overseas | 2,080 | 619 | 315 | 231 | 152 | 146 | 134 | 106 | 105 | 77 | 70 | 49 | 76 |
| Sick | 661 | 242 | 88 | 52 | 45 | 35 | 39 | 27 | 24 | 18 | 14 | 18 | 59 |
| Not Interested | 2,124 | 1,104 | 403 | 182 | 113 | 102 | 56 | 51 | 31 | 32 | 18 | 14 | 18 |
| where to register | 876 | 549 | 160 | 63 | 29 | 18 | 19 | 3 | 8 | 8 | 3 | 4 | 12 |
| Other reasons | 1,768 | 579 | 202 | 178 | 140 | 137 | 121 | 118 | 84 | 76 | 36 | 23 | 74 |

Table G 66: Population (10 years +) Accessing and Location of Internet by Island, District and Region

| Division by District | INTERNET ACCESS | | | LOCATION OF ACCESSING INTERNET | | | | | | |
|----------------------|-----------------|---------------|---------------|--------------------------------|---------------|---------------|------------------------|--------------|-----------------------|--------------|
| | Total | Yes | No | Total | Home | Internet cafe | Free wireless hotspots | Workplace | At place of education | Other |
| Tonga | 75,625 | 23,247 | 52,378 | 23,247 | 15,959 | 668 | 985 | 3,390 | 878 | 1,367 |
| Tongatapu | 56,151 | 18,782 | 37,369 | 18,782 | 13,190 | 552 | 561 | 2,946 | 717 | 816 |
| Kolofo'ou | 13,661 | 5,557 | 8,104 | 5,557 | 4,021 | 139 | 192 | 991 | 135 | 79 |
| Kolomotu'a | 13,060 | 5,915 | 7,145 | 5,915 | 4,313 | 122 | 104 | 848 | 183 | 345 |
| Vaini | 9,740 | 3,305 | 6,435 | 3,305 | 2,382 | 123 | 75 | 499 | 188 | 38 |
| Tatakamotonga | 5,195 | 1,296 | 3,899 | 1,296 | 784 | 65 | 96 | 214 | 80 | 57 |
| Lapaha | 5,313 | 1,057 | 4,256 | 1,057 | 716 | 51 | 4 | 176 | 65 | 45 |
| Nukunuku | 5,970 | 1,137 | 4,833 | 1,137 | 595 | 40 | 77 | 171 | 50 | 204 |
| Kolovai | 3,212 | 515 | 2,697 | 515 | 379 | 12 | 13 | 47 | 16 | 48 |
| Vava'u | 10,277 | 3,142 | 7,135 | 3,142 | 1,858 | 105 | 338 | 283 | 79 | 479 |
| Neiafu | 4,009 | 1,385 | 2,624 | 1,385 | 771 | 40 | 189 | 190 | 35 | 160 |
| Pangaimotu | 921 | 264 | 657 | 264 | 79 | 7 | 4 | 12 | 2 | 160 |
| Hahake | 1,502 | 309 | 1,193 | 309 | 115 | 37 | 20 | 25 | 15 | 97 |
| Leimatu'a | 1,751 | 583 | 1,168 | 583 | 515 | 10 | 6 | 24 | 5 | 23 |
| Hihifo | 1,531 | 493 | 1,038 | 493 | 319 | 8 | 83 | 29 | 21 | 33 |
| Motu | 563 | 108 | 455 | 108 | 59 | 3 | 36 | 3 | 1 | 6 |
| Ha'apai | 4,563 | 938 | 3,625 | 938 | 704 | 6 | 13 | 105 | 62 | 48 |
| Pangai Hp | 1,752 | 539 | 1,213 | 539 | 373 | 2 | 10 | 90 | 51 | 13 |
| Foa | 996 | 104 | 892 | 104 | 76 | 3 | 0 | 13 | 2 | 10 |
| Lulunga | 632 | 85 | 547 | 85 | 70 | 0 | 2 | 0 | 0 | 13 |
| Mu'omu'a | 308 | 77 | 231 | 77 | 77 | 0 | 0 | 0 | 0 | 0 |
| Ha'ano | 357 | 88 | 269 | 88 | 68 | 1 | 1 | 1 | 6 | 11 |
| Uiha | 518 | 45 | 473 | 45 | 40 | 0 | 0 | 1 | 3 | 1 |
| 'Eua | 3,671 | 382 | 3,289 | 382 | 207 | 5 | 73 | 54 | 20 | 23 |
| 'Eua Motu'a | 2,052 | 149 | 1,903 | 149 | 52 | 3 | 53 | 33 | 6 | 2 |
| 'Eua Fo'ou | 1,619 | 233 | 1,386 | 233 | 155 | 2 | 20 | 21 | 14 | 21 |
| Ongo Niua | 963 | 3 | 960 | 3 | 0 | 0 | 0 | 2 | 0 | 1 |
| Niuatoputapu | 571 | 1 | 570 | 1 | 0 | 0 | 0 | 0 | 0 | 1 |
| Niuafu'ou | 392 | 2 | 390 | 2 | 0 | 0 | 0 | 2 | 0 | 0 |
| Urban | 17,737 | 7,783 | 9,954 | 7,783 | 5,679 | 186 | 229 | 1,342 | 186 | 161 |
| Rural | 57,888 | 15,464 | 42,424 | 15,464 | 10,280 | 482 | 756 | 2,048 | 692 | 1,206 |
| Greater Nukualofa | 26,721 | 11,472 | 15,249 | 11,472 | 8,334 | 261 | 296 | 1,839 | 318 | 424 |

Table G 67: Population (10 years +) Have a Mobile Phone and Use Mobile Data with Internet Provider and Purpose of using Mobile data by Island, District and Region

| Division by District | MOBILE PHONE | | | | MOBILE DATA | | | | PURPOSE OF USING MOBILE DATA FOR INTERNET | | | | | | | | |
|--------------------------|---------------|---------------|---------------|---------------|---------------|---------------|---------------------|---------------|---|---------------|--------------|---------------|-----------------|---------------|-----------------------|--------------------------------|-------|
| | Total | Yes | | No | Total | Yes TCC | Yes (TCC / Digicel) | | Total | Education | Social media | Entertainment | Work / Business | Communication | Information gathering | Shopping / product information | Other |
| | | Yes | No | | | | Yes | Digicel | | | | | | | | | |
| Tonga | 75,625 | 45,836 | 29,789 | 45,836 | 18,841 | 12,158 | 3,008 | 34,007 | 1,201 | 20,678 | 537 | 1,496 | 9,469 | 366 | 14 | 246 | |
| Tongatapu | 56,151 | 34,859 | 21,292 | 34,859 | 16,821 | 7,888 | 2,398 | 27,107 | 949 | 16,407 | 473 | 1,321 | 7,475 | 283 | 13 | 186 | |
| Kolofo'ou | 13,661 | 8,914 | 4,747 | 8,914 | 4,603 | 1,866 | 725 | 7,194 | 286 | 4,174 | 201 | 528 | 1,876 | 83 | 5 | 41 | |
| Kolomotu'a | 13,060 | 8,469 | 4,591 | 8,469 | 4,366 | 1,909 | 575 | 6,850 | 250 | 4,126 | 87 | 441 | 1,817 | 72 | 4 | 53 | |
| Vaini | 9,740 | 5,894 | 3,846 | 5,894 | 2,770 | 1,350 | 404 | 4,524 | 162 | 2,831 | 99 | 207 | 1,123 | 97 | 0 | 5 | |
| Tatakamotonga | 5,195 | 3,063 | 2,132 | 3,063 | 1,317 | 649 | 198 | 2,164 | 83 | 1,170 | 49 | 53 | 790 | 13 | 1 | 5 | |
| Lapaha | 5,313 | 3,013 | 2,300 | 3,013 | 1,375 | 744 | 131 | 2,250 | 47 | 1,378 | 17 | 30 | 740 | 4 | 1 | 33 | |
| Nukunuku | 5,970 | 3,604 | 2,366 | 3,604 | 1,543 | 938 | 223 | 2,704 | 72 | 1,742 | 12 | 43 | 811 | 6 | 1 | 17 | |
| Kolovai | 3,212 | 1,902 | 1,310 | 1,902 | 847 | 432 | 142 | 1,421 | 49 | 986 | 8 | 19 | 318 | 8 | 1 | 32 | |
| Vava'u | 10,277 | 5,867 | 4,410 | 5,867 | 618 | 2,919 | 252 | 3,789 | 157 | 2,129 | 46 | 123 | 1,214 | 74 | 0 | 46 | |
| Neiafu | 4,009 | 2,366 | 1,643 | 2,366 | 651 | 429 | 185 | 1,715 | 81 | 764 | 13 | 79 | 702 | 71 | 0 | 5 | |
| Pangaimotu | 921 | 478 | 443 | 478 | 228 | 20 | 10 | 250 | 6 | 145 | 0 | 3 | 92 | 1 | 0 | 3 | |
| Hahake | 1,502 | 780 | 722 | 780 | 277 | 24 | 20 | 503 | 18 | 269 | 26 | 10 | 179 | 0 | 0 | 1 | |
| Leimatu'a | 1,751 | 981 | 770 | 981 | 361 | 60 | 20 | 620 | 38 | 444 | 5 | 23 | 95 | 1 | 0 | 14 | |
| Hihifo | 1,531 | 933 | 598 | 933 | 424 | 41 | 12 | 509 | 12 | 365 | 1 | 5 | 116 | 1 | 0 | 9 | |
| Motuu | 563 | 329 | 234 | 329 | 137 | 44 | 5 | 192 | 2 | 142 | 1 | 3 | 30 | 0 | 0 | 14 | |
| Ha'apai | 4,563 | 2,701 | 1,862 | 2,701 | 1,004 | 842 | 128 | 1,697 | 67 | 1,077 | 14 | 42 | 478 | 7 | 0 | 12 | |
| Pangai Hp | 1,752 | 1,025 | 727 | 1,025 | 303 | 225 | 94 | 722 | 48 | 349 | 12 | 37 | 258 | 6 | 0 | 12 | |
| Foa | 996 | 634 | 362 | 634 | 217 | 119 | 23 | 417 | 8 | 274 | 0 | 1 | 133 | 1 | 0 | 0 | |
| Lulunga | 632 | 375 | 257 | 375 | 161 | 212 | 1 | 214 | 6 | 149 | 2 | 1 | 56 | 0 | 0 | 0 | |
| Mu'omu'a | 308 | 176 | 132 | 176 | 93 | 83 | 0 | 83 | 3 | 72 | 0 | 3 | 5 | 0 | 0 | 0 | |
| Ha'ano | 357 | 198 | 159 | 198 | 72 | 23 | 3 | 126 | 2 | 102 | 0 | 0 | 22 | 0 | 0 | 0 | |
| Ujiha | 518 | 293 | 225 | 293 | 158 | 65 | 7 | 135 | 0 | 131 | 0 | 0 | 4 | 0 | 0 | 0 | |
| 'Eua | 3,671 | 1,973 | 1,698 | 1,973 | 658 | 509 | 230 | 1,397 | 28 | 1,057 | 3 | 9 | 295 | 2 | 1 | 2 | |
| 'Eua Motu'a | 2,052 | 1,104 | 948 | 1,104 | 351 | 369 | 88 | 753 | 22 | 620 | 3 | 6 | 97 | 2 | 1 | 2 | |
| 'Eua Fo'ou | 1,619 | 869 | 750 | 869 | 225 | 213 | 142 | 644 | 6 | 437 | 0 | 3 | 198 | 0 | 0 | 0 | |
| Ongo Niua | 963 | 436 | 527 | 436 | 17 | 0 | 0 | 17 | 0 | 8 | 1 | 1 | 7 | 0 | 0 | 0 | |
| Niuaotupatu | 571 | 293 | 278 | 293 | 288 | 5 | 0 | 5 | 0 | 0 | 0 | 1 | 4 | 0 | 0 | 0 | |
| Niuafo'ou | 392 | 143 | 249 | 143 | 131 | 12 | 0 | 12 | 0 | 8 | 1 | 0 | 3 | 0 | 0 | 0 | |
| Urban | 17,737 | 11,653 | 6,084 | 11,653 | 6,216 | 2,301 | 883 | 9,400 | 376 | 5,407 | 241 | 740 | 2,489 | 93 | 8 | 46 | |
| Rural | 57,888 | 34,183 | 23,705 | 34,183 | 12,625 | 9,857 | 2,125 | 24,607 | 825 | 15,271 | 296 | 756 | 6,980 | 273 | 6 | 200 | |
| Greater Nukualofa | 26,721 | 17,383 | 9,338 | 17,383 | 8,969 | 3,775 | 1,300 | 14,044 | 536 | 8,300 | 288 | 969 | 3,693 | 155 | 9 | 94 | |

Table G 68: Number of female ever given birth (15 years +) by 5-years age group and division

| Division/ age group | Number of women given birth | | | Division/ age group | Number of women given birth | | |
|------------------------|-----------------------------|---------------|-----------------|------------------------|-----------------------------|--------------|-----------------|
| | Total | Given birth | Not given birth | | Total | Given birth | Not given birth |
| TONGA | 32,755 | 19,362 | 13,393 | Ha'apai | 1,928 | 1,072 | 856 |
| 15-19 | 5,051 | 162 | 4,889 | 15-19 | 288 | 14 | 274 |
| 20-24 | 4,117 | 1,200 | 2,917 | 20-24 | 182 | 44 | 138 |
| 25-29 | 3,459 | 1,891 | 1,568 | 25-29 | 203 | 104 | 99 |
| 30-34 | 3,513 | 2,521 | 992 | 30-34 | 211 | 140 | 71 |
| 35-39 | 2,932 | 2,300 | 632 | 35-39 | 181 | 125 | 56 |
| 40-44 | 2,702 | 2,119 | 583 | 40-44 | 172 | 123 | 49 |
| 45-49 | 2,573 | 2,110 | 463 | 45-49 | 151 | 108 | 43 |
| 50-54 | 2,016 | 1,654 | 362 | 50-54 | 115 | 89 | 26 |
| 55-60 | 1,677 | 1,382 | 295 | 55-60 | 107 | 78 | 29 |
| 60-64 | 1,394 | 1,173 | 221 | 60-64 | 87 | 67 | 20 |
| 65-69 | 1,061 | 914 | 147 | 65-69 | 75 | 60 | 15 |
| 70-74 | 864 | 742 | 122 | 70-74 | 67 | 51 | 16 |
| 75+ | 1,396 | 1,194 | 202 | 75+ | 89 | 69 | 20 |
| Tongatapu | 24,531 | 14,385 | 10,146 | 'Eua | 1,510 | 993 | 517 |
| 15-19 | 3,731 | 123 | 3,608 | 15-19 | 257 | 7 | 250 |
| 20-24 | 3,276 | 933 | 2,343 | 20-24 | 142 | 59 | 83 |
| 25-29 | 2,643 | 1,409 | 1,234 | 25-29 | 159 | 103 | 56 |
| 30-34 | 2,692 | 1,915 | 777 | 30-34 | 157 | 124 | 33 |
| 35-39 | 2,231 | 1,751 | 480 | 35-39 | 138 | 123 | 15 |
| 40-44 | 1,993 | 1,565 | 428 | 40-44 | 113 | 95 | 18 |
| 45-49 | 1,894 | 1,564 | 330 | 45-49 | 132 | 112 | 20 |
| 50-54 | 1,474 | 1,217 | 257 | 50-54 | 108 | 90 | 18 |
| 55-60 | 1,224 | 1,011 | 213 | 55-60 | 89 | 78 | 11 |
| 60-64 | 1,007 | 848 | 159 | 60-64 | 64 | 58 | 6 |
| 65-69 | 755 | 661 | 94 | 65-69 | 49 | 47 | 2 |
| 70-74 | 624 | 538 | 86 | 70-74 | 37 | 36 | 1 |
| 75+ | 987 | 850 | 137 | 75+ | 65 | 61 | 4 |
| Vava'u | 4,407 | 2,677 | 1,730 | Ongo Niua | 379 | 235 | 144 |
| 15-19 | 722 | 18 | 704 | 15-19 | 53 | . | 53 |
| 20-24 | 488 | 155 | 333 | 20-24 | 29 | 9 | 20 |
| 25-29 | 413 | 255 | 158 | 25-29 | 41 | 20 | 21 |
| 30-34 | 423 | 320 | 103 | 30-34 | 30 | 22 | 8 |
| 35-39 | 348 | 275 | 73 | 35-39 | 34 | 26 | 8 |
| 40-44 | 385 | 307 | 78 | 40-44 | 39 | 29 | 10 |
| 45-49 | 367 | 301 | 66 | 45-49 | 29 | 25 | 4 |
| 50-54 | 288 | 233 | 55 | 50-54 | 31 | 25 | 6 |
| 55-60 | 233 | 195 | 38 | 55-60 | 24 | 20 | 4 |
| 60-64 | 210 | 176 | 34 | 60-64 | 26 | 24 | 2 |
| 65-69 | 174 | 140 | 34 | 65-69 | 8 | 6 | 2 |
| 70-74 | 122 | 104 | 18 | 70-74 | 14 | 13 | 1 |
| 75+ | 234 | 198 | 36 | 75+ | 21 | 16 | 5 |

Table G 69: Number of Children ever born were in household, elsewhere in Tonga or overseas, and number of children died to female population (15 years+) by division

| Division/ age group | Number of Women | | Number of Children Born | | Number of Children in Household | | Number of Children elsewhere in Tonga | | Number of Children Overseas | | Number of Children born Alive who had died | | | | |
|---------------------|-----------------|---------------|-------------------------|---------------|---------------------------------|---------------|---------------------------------------|--------------|-----------------------------|---------------|--|--------------|--------------|--------------|------------|
| | TOTAL | MALE | FEMALE | TOTAL | MALE | FEMALE | TOTAL | MALE | FEMALE | TOTAL | MALE | FEMALE | | | |
| TONGA | 19,362 | 41,406 | 37,832 | 47,564 | 24,276 | 23,288 | 15,444 | 7,733 | 7,711 | 14,073 | 8,058 | 6,015 | 2,157 | 1,339 | 818 |
| 15-19 | 162 | 115 | 83 | 178 | 107 | 71 | 14 | 5 | 9 | 2 | 0 | 2 | 4 | 3 | 1 |
| 20-24 | 1,200 | 1,010 | 913 | 1,786 | 938 | 848 | 108 | 62 | 46 | 11 | 2 | 9 | 18 | 8 | 10 |
| 25-29 | 1,891 | 2,254 | 2,050 | 3,954 | 2,067 | 1,887 | 258 | 134 | 124 | 56 | 31 | 25 | 36 | 22 | 14 |
| 30-34 | 2,521 | 4,152 | 3,720 | 7,150 | 3,783 | 3,367 | 498 | 254 | 244 | 147 | 67 | 80 | 77 | 48 | 29 |
| 35-39 | 2,300 | 4,533 | 4,196 | 7,710 | 3,978 | 3,732 | 710 | 378 | 332 | 204 | 108 | 96 | 105 | 69 | 36 |
| 40-44 | 2,119 | 4,626 | 4,315 | 7,460 | 3,790 | 3,670 | 959 | 512 | 447 | 424 | 261 | 163 | 98 | 63 | 35 |
| 45-49 | 2,110 | 4,956 | 4,671 | 6,798 | 3,444 | 3,354 | 1,575 | 748 | 827 | 1,107 | 666 | 441 | 147 | 98 | 49 |
| 50-54 | 1,654 | 4,234 | 3,731 | 4,467 | 2,325 | 2,142 | 1,745 | 854 | 891 | 1,601 | 953 | 648 | 152 | 102 | 50 |
| 55-60 | 1,382 | 3,748 | 3,390 | 2,897 | 1,464 | 1,433 | 2,078 | 989 | 1,089 | 1,967 | 1,171 | 796 | 196 | 124 | 72 |
| 60-64 | 1,173 | 3,211 | 2,951 | 1,865 | 894 | 971 | 2,062 | 1,013 | 1,049 | 2,037 | 1,177 | 860 | 198 | 127 | 71 |
| 65-69 | 914 | 2,636 | 2,321 | 1,193 | 581 | 612 | 1,777 | 890 | 887 | 1,767 | 1,029 | 738 | 220 | 136 | 84 |
| 70-74 | 742 | 2,163 | 1,955 | 822 | 378 | 444 | 1,398 | 712 | 686 | 1,651 | 924 | 727 | 247 | 149 | 98 |
| 75+ | 1,194 | 3,768 | 3,536 | 1,284 | 527 | 757 | 2,262 | 1,182 | 1,080 | 3,099 | 1,669 | 1,430 | 659 | 390 | 269 |
| Tongatapu | 14,385 | 30,076 | 27,634 | 35,906 | 18,281 | 17,625 | 9,418 | 4,716 | 4,702 | 10,901 | 6,155 | 4,746 | 1,498 | 937 | 561 |
| 15-19 | 123 | 86 | 63 | 136 | 81 | 55 | 10 | 4 | 6 | 2 | 0 | 2 | 1 | 1 | 0 |
| 20-24 | 933 | 803 | 710 | 1,408 | 748 | 660 | 83 | 49 | 34 | 8 | 2 | 6 | 14 | 4 | 10 |
| 25-29 | 1,409 | 1,652 | 1,510 | 2,925 | 1,523 | 1,402 | 173 | 89 | 84 | 40 | 23 | 17 | 24 | 17 | 7 |
| 30-34 | 1,915 | 3,133 | 2,798 | 5,399 | 2,850 | 2,549 | 357 | 187 | 170 | 124 | 63 | 61 | 51 | 33 | 18 |
| 35-39 | 1,751 | 3,473 | 3,161 | 5,914 | 3,073 | 2,841 | 478 | 264 | 214 | 167 | 87 | 80 | 75 | 49 | 26 |
| 40-44 | 1,565 | 3,273 | 3,175 | 5,517 | 2,769 | 2,748 | 557 | 275 | 282 | 311 | 189 | 122 | 63 | 40 | 23 |
| 45-49 | 1,564 | 3,641 | 3,427 | 5,136 | 2,592 | 2,544 | 954 | 463 | 491 | 873 | 516 | 357 | 105 | 70 | 35 |
| 50-54 | 1,217 | 3,061 | 2,686 | 3,379 | 1,764 | 1,615 | 1,014 | 486 | 528 | 1,252 | 738 | 514 | 102 | 73 | 29 |
| 55-60 | 1,011 | 2,691 | 2,511 | 2,204 | 1,108 | 1,096 | 1,266 | 575 | 691 | 1,578 | 911 | 667 | 154 | 97 | 57 |
| 60-64 | 848 | 4,351 | 2,257 | 1,438 | 689 | 749 | 1,205 | 592 | 613 | 1,566 | 884 | 682 | 142 | 92 | 50 |
| 65-69 | 661 | 3,507 | 1,652 | 917 | 432 | 485 | 1,071 | 543 | 528 | 1,366 | 784 | 582 | 153 | 96 | 57 |
| 70-74 | 538 | 2,895 | 1,518 | 615 | 284 | 331 | 853 | 444 | 409 | 1,279 | 707 | 572 | 161 | 96 | 65 |
| 75+ | 850 | 5,103 | 2,633 | 918 | 368 | 550 | 1,397 | 745 | 652 | 2,335 | 1,251 | 1,084 | 453 | 269 | 184 |
| Vava'u | 2,677 | 6,005 | 5,426 | 6,237 | 3,185 | 3,052 | 3,090 | 1,558 | 1,532 | 1,789 | 1,060 | 729 | 315 | 202 | 113 |
| 15-19 | 18 | 16 | 8 | 22 | 15 | 7 | 2 | 1 | 1 | 0 | 0 | 0 | 0 | 0 | 0 |
| 20-24 | 155 | 118 | 117 | 216 | 106 | 110 | 14 | 9 | 5 | 2 | 0 | 2 | 3 | 3 | 0 |
| 25-29 | 255 | 333 | 263 | 542 | 307 | 235 | 41 | 21 | 20 | 8 | 4 | 4 | 5 | 1 | 4 |
| 30-34 | 320 | 535 | 467 | 915 | 497 | 418 | 58 | 25 | 33 | 14 | 3 | 11 | 15 | 10 | 5 |
| 35-39 | 275 | 1,079 | 547 | 945 | 468 | 477 | 100 | 56 | 44 | 17 | 12 | 5 | 17 | 11 | 6 |
| 40-44 | 307 | 1,362 | 722 | 1,068 | 543 | 525 | 206 | 120 | 86 | 72 | 48 | 24 | 16 | 11 | 5 |
| 45-49 | 301 | 1,378 | 699 | 932 | 459 | 473 | 295 | 149 | 146 | 134 | 78 | 56 | 17 | 13 | 4 |
| 50-54 | 233 | 1,121 | 603 | 551 | 289 | 262 | 367 | 181 | 186 | 177 | 116 | 61 | 26 | 17 | 9 |
| 55-60 | 195 | 1,014 | 543 | 370 | 185 | 185 | 409 | 207 | 202 | 216 | 140 | 76 | 19 | 11 | 8 |
| 60-64 | 176 | 926 | 479 | 232 | 107 | 125 | 424 | 199 | 225 | 246 | 157 | 89 | 24 | 16 | 8 |
| 65-69 | 140 | 800 | 441 | 137 | 74 | 63 | 380 | 194 | 186 | 241 | 147 | 94 | 42 | 26 | 16 |
| 70-74 | 104 | 625 | 329 | 104 | 53 | 51 | 301 | 149 | 152 | 183 | 104 | 79 | 37 | 23 | 14 |
| 75+ | 198 | 1,269 | 640 | 203 | 82 | 121 | 493 | 247 | 246 | 479 | 251 | 228 | 94 | 60 | 34 |
| Ha'apai | 1,072 | 2,428 | 2,161 | 2,476 | 1,297 | 1,179 | 1,324 | 641 | 683 | 614 | 388 | 226 | 175 | 102 | 73 |
| 15-19 | 14 | 9 | 9 | 15 | 8 | 7 | 2 | 0 | 2 | 0 | 0 | 0 | 1 | 1 | 0 |

| Division/ age group | Number of Women | Number of Children Born | | Number of Children in Household | | Number of Children elsewhere in Tonga | | Number of Children Overseas | | Number of Children born Alive who had died | | | | | | |
|---------------------|-----------------|-------------------------|--------------|---------------------------------|--------------|---------------------------------------|--------------|-----------------------------|------------|--|------------|------------|------------|------------|-----------|-----------|
| | | TOTAL | MALE | FEMALE | TOTAL | MALE | FEMALE | TOTAL | MALE | FEMALE | TOTAL | MALE | FEMALE | | | |
| 20-24 | 44 | 65 | 29 | 36 | 57 | 26 | 31 | 7 | 3 | 4 | 0 | 0 | 0 | | | |
| 25-29 | 104 | 252 | 137 | 115 | 226 | 122 | 104 | 19 | 10 | 9 | 2 | 3 | 2 | | | |
| 30-34 | 140 | 445 | 228 | 217 | 397 | 206 | 191 | 41 | 20 | 21 | 4 | 2 | 1 | | | |
| 35-39 | 125 | 464 | 242 | 222 | 378 | 205 | 173 | 68 | 26 | 42 | 8 | 7 | 3 | | | |
| 40-44 | 123 | 545 | 304 | 241 | 405 | 219 | 186 | 110 | 67 | 43 | 15 | 10 | 5 | | | |
| 45-49 | 108 | 507 | 266 | 241 | 321 | 174 | 147 | 135 | 57 | 78 | 43 | 30 | 3 | | | |
| 50-54 | 89 | 456 | 239 | 217 | 232 | 111 | 121 | 149 | 80 | 69 | 65 | 44 | 6 | | | |
| 55-60 | 78 | 427 | 247 | 180 | 145 | 80 | 65 | 186 | 97 | 89 | 85 | 62 | 3 | | | |
| 60-64 | 67 | 401 | 212 | 189 | 101 | 54 | 47 | 188 | 82 | 106 | 91 | 64 | 9 | | | |
| 65-69 | 60 | 312 | 154 | 158 | 74 | 36 | 38 | 157 | 68 | 89 | 65 | 40 | 6 | | | |
| 70-74 | 51 | 287 | 151 | 136 | 51 | 21 | 30 | 107 | 53 | 54 | 100 | 59 | 11 | | | |
| 75+ | 69 | 410 | 210 | 200 | 74 | 35 | 39 | 155 | 78 | 77 | 135 | 75 | 24 | | | |
| 'Eua | 993 | 4,433 | 2,295 | 2,138 | 2,434 | 1,242 | 1,192 | 1,192 | 575 | 617 | 665 | 395 | 270 | 142 | 83 | 59 |
| 15-19 | 7 | 7 | 4 | 3 | 5 | 3 | 2 | 0 | 0 | 0 | 0 | 0 | 0 | 2 | 1 | 1 |
| 20-24 | 59 | 96 | 52 | 44 | 93 | 51 | 42 | 3 | 1 | 2 | 0 | 0 | 0 | 0 | 0 | 0 |
| 25-29 | 103 | 245 | 112 | 133 | 216 | 97 | 119 | 21 | 12 | 9 | 6 | 2 | 4 | 2 | 1 | 1 |
| 30-34 | 124 | 429 | 223 | 206 | 376 | 197 | 179 | 40 | 22 | 18 | 5 | 1 | 4 | 8 | 3 | 5 |
| 35-39 | 123 | 474 | 230 | 244 | 420 | 203 | 217 | 45 | 24 | 21 | 6 | 1 | 5 | 3 | 2 | 1 |
| 40-44 | 95 | 457 | 254 | 203 | 377 | 206 | 171 | 60 | 35 | 25 | 16 | 11 | 5 | 4 | 2 | 2 |
| 45-49 | 112 | 560 | 284 | 276 | 340 | 182 | 158 | 154 | 57 | 97 | 51 | 36 | 15 | 15 | 9 | 6 |
| 50-54 | 90 | 494 | 250 | 244 | 231 | 121 | 110 | 154 | 74 | 80 | 96 | 48 | 48 | 13 | 7 | 6 |
| 55-60 | 78 | 382 | 202 | 180 | 146 | 71 | 75 | 148 | 73 | 75 | 77 | 51 | 26 | 11 | 7 | 4 |
| 60-64 | 58 | 343 | 181 | 162 | 66 | 32 | 34 | 159 | 82 | 77 | 109 | 61 | 48 | 9 | 6 | 3 |
| 65-69 | 47 | 300 | 159 | 141 | 56 | 35 | 21 | 147 | 67 | 80 | 88 | 53 | 35 | 9 | 4 | 5 |
| 70-74 | 36 | 222 | 117 | 105 | 37 | 12 | 25 | 95 | 50 | 45 | 76 | 46 | 30 | 14 | 9 | 5 |
| 75+ | 61 | 424 | 227 | 197 | 71 | 32 | 39 | 166 | 78 | 88 | 135 | 85 | 50 | 52 | 32 | 20 |
| Ongo Niua | 235 | 1,062 | 589 | 473 | 511 | 271 | 240 | 420 | 243 | 177 | 104 | 60 | 44 | 27 | 15 | 12 |
| 20-24 | 9 | 14 | 8 | 6 | 12 | 7 | 5 | 1 | 0 | 1 | 0 | 0 | 0 | 1 | 1 | 0 |
| 25-29 | 20 | 49 | 20 | 29 | 45 | 18 | 27 | 4 | 2 | 2 | 0 | 0 | 0 | 0 | 0 | 0 |
| 30-34 | 22 | 65 | 33 | 32 | 63 | 33 | 30 | 2 | 0 | 2 | 0 | 0 | 0 | 0 | 0 | 0 |
| 35-39 | 26 | 78 | 41 | 37 | 53 | 29 | 24 | 19 | 8 | 11 | 6 | 4 | 2 | 0 | 0 | 0 |
| 40-44 | 29 | 129 | 73 | 56 | 93 | 53 | 40 | 26 | 15 | 11 | 10 | 5 | 5 | 0 | 0 | 0 |
| 45-49 | 25 | 114 | 66 | 48 | 69 | 37 | 32 | 37 | 22 | 15 | 6 | 6 | 0 | 2 | 1 | 1 |
| 50-54 | 25 | 147 | 81 | 66 | 74 | 40 | 34 | 61 | 33 | 28 | 11 | 7 | 4 | 1 | 1 | 0 |
| 55-60 | 20 | 113 | 65 | 48 | 32 | 20 | 12 | 69 | 37 | 32 | 11 | 7 | 4 | 1 | 1 | 0 |
| 60-64 | 24 | 141 | 82 | 59 | 28 | 12 | 16 | 86 | 58 | 28 | 25 | 11 | 14 | 2 | 1 | 1 |
| 65-69 | 6 | 38 | 27 | 11 | 9 | 4 | 5 | 22 | 18 | 4 | 7 | 5 | 2 | 0 | 0 | 0 |
| 70-74 | 13 | 76 | 35 | 41 | 15 | 8 | 7 | 42 | 16 | 26 | 13 | 8 | 5 | 6 | 3 | 3 |
| 75+ | 16 | 98 | 58 | 40 | 18 | 10 | 8 | 51 | 34 | 17 | 15 | 7 | 8 | 14 | 7 | 7 |

Table H 1: Number of households by type, sex of head by division, district, village and region

| Island Division/ District/ Region | Total Households | Private household | | | Institution | | |
|--------------------------------------|---------------------|------------------------------------|---------------|--------------|---------------------------|-------------------------------------|------------|
| | | Number of Private Households | Headed by | | Number of Institutions | Number of persons in Institution | |
| | | | Male | Female | | Male | Female |
| TONGA | 18,198 | 18,005 | 13,911 | 4,094 | 193 | 730 | 321 |
| Tongatapu | 13,096 | 12,953 | 9,853 | 3,100 | 143 | 588 | 273 |
| Kolofo'ou | 3,188 | 3,108 | 2,305 | 803 | 80 | 289 | 120 |
| Kolofo'ou | 1,524 | 1,475 | 1,051 | 424 | 49 | 173 | 80 |
| Ma'ufanga | 1,266 | 1,237 | 940 | 297 | 29 | 105 | 36 |
| Nukunukumotu | 8 | 8 | 5 | 3 | 0 | 0 | 0 |
| Popua | 313 | 312 | 250 | 62 | 1 | 1 | 0 |
| Tukutonga | 75 | 75 | 58 | 17 | 0 | 0 | 0 |
| Pangaimotu | 1 | 1 | 1 | 0 | 0 | 0 | 0 |
| Fafaa | 1 | 0 | 0 | 0 | 1 | 10 | 4 |
| Kolomotu'a | 3,057 | 3,031 | 2,289 | 742 | 26 | 117 | 80 |
| Kolomotu'a | 1,394 | 1,377 | 1,007 | 370 | 17 | 68 | 55 |
| Havelu | 617 | 617 | 457 | 160 | 0 | 0 | 0 |
| Tofoa | 598 | 590 | 448 | 142 | 8 | 46 | 22 |
| Hofoa | 194 | 193 | 159 | 34 | 1 | 3 | 3 |
| Puke | 156 | 156 | 131 | 25 | 0 | 0 | 0 |
| Sia'atoutai | 98 | 98 | 87 | 11 | 0 | 0 | 0 |
| Vaini | 2,216 | 2,201 | 1,707 | 494 | 15 | 142 | 28 |
| Vaini | 585 | 576 | 453 | 123 | 9 | 110 | 2 |
| Malapo | 107 | 106 | 75 | 31 | 1 | 2 | 0 |
| Longoteme | 103 | 101 | 75 | 26 | 2 | 5 | 3 |
| Folaha | 162 | 162 | 126 | 36 | 0 | 0 | 0 |
| Nukuhetulu | 63 | 63 | 45 | 18 | 0 | 0 | 0 |
| Veitongo | 179 | 179 | 140 | 39 | 0 | 0 | 0 |
| Ha'ateiho | 451 | 449 | 351 | 98 | 2 | 7 | 5 |
| Pea | 346 | 345 | 273 | 72 | 1 | 18 | 18 |
| Tokomololo | 220 | 220 | 169 | 51 | 0 | 0 | 0 |
| Tatakamotonga | 1,252 | 1,248 | 974 | 274 | 4 | 15 | 8 |
| Tatakamotonga | 324 | 324 | 250 | 74 | 0 | 0 | 0 |
| Holonga | 89 | 89 | 70 | 19 | 0 | 0 | 0 |
| Pelehake | 150 | 149 | 108 | 41 | 1 | 3 | 1 |
| Fua'amotu | 312 | 309 | 246 | 63 | 3 | 12 | 7 |
| Nakolo | 65 | 65 | 50 | 15 | 0 | 0 | 0 |
| Ha'asini | 158 | 158 | 122 | 36 | 0 | 0 | 0 |
| Lavengatonga | 65 | 65 | 57 | 8 | 0 | 0 | 0 |
| Haveluliku | 26 | 26 | 23 | 3 | 0 | 0 | 0 |
| Fatumu | 63 | 63 | 48 | 15 | 0 | 0 | 0 |
| Lapaha | 1,238 | 1,234 | 931 | 303 | 4 | 4 | 9 |
| Lapaha | 334 | 331 | 247 | 84 | 3 | 2 | 6 |
| Talasiu | 58 | 58 | 48 | 10 | 0 | 0 | 0 |
| Hoi | 75 | 75 | 57 | 18 | 0 | 0 | 0 |
| Nukuleka | 45 | 45 | 36 | 9 | 0 | 0 | 0 |
| Makaunga | 58 | 58 | 47 | 11 | 0 | 0 | 0 |
| Talafo'ou | 74 | 74 | 55 | 19 | 0 | 0 | 0 |
| Manuka | 46 | 46 | 35 | 11 | 0 | 0 | 0 |
| Navutoka | 118 | 117 | 90 | 27 | 1 | 2 | 3 |
| Kolonga | 216 | 216 | 148 | 68 | 0 | 0 | 0 |
| Afa | 71 | 71 | 60 | 11 | 0 | 0 | 0 |
| Niutoua | 130 | 130 | 97 | 33 | 0 | 0 | 0 |
| Eueiki | 12 | 12 | 10 | 2 | 0 | 0 | 0 |

| Island Division/ District/ Region | Total Households | Private household | | | Institution | | |
|--------------------------------------|---------------------|------------------------------------|--------------|------------|---------------------------|-------------------------------------|-----------|
| | | Number of Private Households | Headed by | | Number of Institutions | Number of persons in Institution | |
| | | | Male | Female | | Male | Female |
| Fukave | 1 | 1 | 1 | 0 | 0 | 0 | 0 |
| Nukunuku | 1,399 | 1,391 | 1,071 | 320 | 8 | 16 | 15 |
| NUkunuku | 371 | 370 | 291 | 79 | 1 | 3 | 0 |
| Matahau | 105 | 105 | 74 | 31 | 0 | 0 | 0 |
| Matafonua | 45 | 45 | 35 | 10 | 0 | 0 | 0 |
| Fatai | 60 | 59 | 50 | 9 | 1 | 1 | 2 |
| Lakepa | 54 | 54 | 39 | 15 | 0 | 0 | 0 |
| Vaotu'u | 81 | 81 | 65 | 16 | 0 | 0 | 0 |
| Utulau | 98 | 98 | 63 | 35 | 0 | 0 | 0 |
| Ha'alalo | 103 | 103 | 71 | 32 | 0 | 0 | 0 |
| Ha'akame | 116 | 116 | 99 | 17 | 0 | 0 | 0 |
| Houma | 366 | 360 | 284 | 76 | 6 | 12 | 13 |
| Kolovai | 746 | 740 | 576 | 164 | 6 | 5 | 13 |
| Kolovai | 118 | 118 | 83 | 35 | 0 | 0 | 0 |
| Te'ekiu | 104 | 104 | 77 | 27 | 0 | 0 | 0 |
| Masilamea | 34 | 34 | 28 | 6 | 0 | 0 | 0 |
| Fahefa | 72 | 71 | 55 | 16 | 1 | 0 | 7 |
| Ha'utu | 39 | 39 | 32 | 7 | 0 | 0 | 0 |
| Kala'au | 26 | 26 | 18 | 8 | 0 | 0 | 0 |
| Fo'ui | 106 | 104 | 92 | 12 | 2 | 2 | 2 |
| Ha'avakatolo | 40 | 40 | 30 | 10 | 0 | 0 | 0 |
| Ahau | 61 | 61 | 44 | 17 | 0 | 0 | 0 |
| Kanokupolu | 68 | 65 | 51 | 14 | 3 | 3 | 4 |
| Ha'atafu | 47 | 47 | 38 | 9 | 0 | 0 | 0 |
| Atata | 31 | 31 | 28 | 3 | 0 | 0 | 0 |
| Vava'u | 2,745 | 2,715 | 2,152 | 563 | 30 | 74 | 32 |
| Neiafu | 1,059 | 1,041 | 813 | 228 | 18 | 53 | 20 |
| Neiafu | 761 | 743 | 582 | 161 | 18 | 53 | 20 |
| Makave | 72 | 72 | 57 | 15 | 0 | 0 | 0 |
| Toula | 83 | 83 | 63 | 20 | 0 | 0 | 0 |
| Utui | 55 | 55 | 47 | 8 | 0 | 0 | 0 |
| Ofu | 26 | 26 | 20 | 6 | 0 | 0 | 0 |
| Okoa | 48 | 48 | 36 | 12 | 0 | 0 | 0 |
| Olo'ua | 14 | 14 | 8 | 6 | 0 | 0 | 0 |
| Pangaimotu | 235 | 232 | 179 | 53 | 3 | 6 | 1 |
| Pangaimotu | 125 | 125 | 93 | 32 | 0 | 0 | 0 |
| Utulei | 24 | 24 | 16 | 8 | 0 | 0 | 0 |
| Nga'unoho | 28 | 27 | 22 | 5 | 1 | 2 | 0 |
| Utungake | 57 | 56 | 48 | 8 | 1 | 1 | 1 |
| Tapana | 1 | 0 | 0 | 0 | 1 | 3 | 0 |
| Hahake | 403 | 403 | 317 | 86 | 0 | 0 | 0 |
| Ha'alaufuli | 84 | 84 | 61 | 23 | 0 | 0 | 0 |
| Ha'akio | 23 | 23 | 19 | 4 | 0 | 0 | 0 |
| Houma | 17 | 17 | 14 | 3 | 0 | 0 | 0 |
| Mangia | 17 | 17 | 16 | 1 | 0 | 0 | 0 |
| Ta'anea | 128 | 128 | 99 | 29 | 0 | 0 | 0 |
| Tu'anekeviale | 82 | 82 | 65 | 17 | 0 | 0 | 0 |
| Koloa | 31 | 31 | 27 | 4 | 0 | 0 | 0 |
| Holeva | 21 | 21 | 16 | 5 | 0 | 0 | 0 |
| Leimatu'a | 482 | 482 | 382 | 100 | 0 | 0 | 0 |
| Leimatu'a | 235 | 235 | 187 | 48 | 0 | 0 | 0 |
| Holonga | 83 | 83 | 70 | 13 | 0 | 0 | 0 |
| Feletoa | 58 | 58 | 43 | 15 | 0 | 0 | 0 |

| Island Division/ District/ Region | Total Households | Private household | | | Institution | | |
|--------------------------------------|---------------------|------------------------------------|------------|------------|---------------------------|-------------------------------------|-----------|
| | | Number of Private Households | Headed by | | Number of Institutions | Number of persons in Institution | |
| | | | Male | Female | | Male | Female |
| Mataika | 106 | 106 | 82 | 24 | 0 | 0 | 0 |
| Hihifo | 386 | 385 | 321 | 64 | 1 | 2 | 0 |
| Longomapu | 110 | 109 | 85 | 24 | 1 | 2 | 0 |
| Taoa | 98 | 98 | 88 | 10 | 0 | 0 | 0 |
| Tefisi | 102 | 102 | 85 | 17 | 0 | 0 | 0 |
| Vaimalo | 23 | 23 | 22 | 1 | 0 | 0 | 0 |
| Tu'anuku | 53 | 53 | 41 | 12 | 0 | 0 | 0 |
| Motu | 180 | 172 | 140 | 32 | 8 | 13 | 11 |
| Kapa | 10 | 10 | 10 | 0 | 0 | 0 | 0 |
| Falevai | 20 | 20 | 16 | 4 | 0 | 0 | 0 |
| Otea | 24 | 23 | 17 | 6 | 1 | 1 | 0 |
| Lape | 5 | 5 | 4 | 1 | 0 | 0 | 0 |
| Matamaka | 23 | 23 | 20 | 3 | 0 | 0 | 0 |
| Nuapapu | 23 | 23 | 20 | 3 | 0 | 0 | 0 |
| Ovaka | 20 | 20 | 13 | 7 | 0 | 0 | 0 |
| Taunga | 9 | 9 | 6 | 3 | 0 | 0 | 0 |
| Hunga | 39 | 39 | 34 | 5 | 0 | 0 | 0 |
| Foeata Island | 1 | 0 | 0 | 0 | 1 | 3 | 0 |
| Vaka'eitu Island | 2 | 0 | 0 | 0 | 2 | 2 | 4 |
| Mounu | 1 | 0 | 0 | 0 | 1 | 0 | 1 |
| Eueiki | 1 | 0 | 0 | 0 | 1 | 1 | 1 |
| Mala | 1 | 0 | 0 | 0 | 1 | 2 | 3 |
| Fofoa Island | 1 | 0 | 0 | 0 | 1 | 4 | 2 |
| Ha'apai | 1,193 | 1,179 | 968 | 211 | 14 | 32 | 8 |
| Pangai | 444 | 433 | 355 | 78 | 11 | 15 | 3 |
| Pangai | 223 | 214 | 180 | 34 | 9 | 13 | 2 |
| Hihifo | 161 | 159 | 128 | 31 | 2 | 2 | 1 |
| Holopeka | 22 | 22 | 17 | 5 | 0 | 0 | 0 |
| Koulo | 38 | 38 | 30 | 8 | 0 | 0 | 0 |
| Foa | 238 | 236 | 193 | 43 | 2 | 4 | 5 |
| Fangale'ounga | 24 | 24 | 19 | 5 | 0 | 0 | 0 |
| Fotua | 42 | 42 | 33 | 9 | 0 | 0 | 0 |
| Lotofoa | 70 | 70 | 59 | 11 | 0 | 0 | 0 |
| Faleloa | 66 | 64 | 52 | 12 | 2 | 4 | 5 |
| Ha'afakahenga | 17 | 17 | 12 | 5 | 0 | 0 | 0 |
| Ha'ateiho Si'i | 19 | 19 | 18 | 1 | 0 | 0 | 0 |
| Lulunga | 184 | 184 | 158 | 26 | 0 | 0 | 0 |
| Ha'afeva island | 57 | 57 | 51 | 6 | 0 | 0 | 0 |
| Tungua | 37 | 37 | 33 | 4 | 0 | 0 | 0 |
| Fotuha'a | 19 | 19 | 16 | 3 | 0 | 0 | 0 |
| 'O'ua | 25 | 25 | 20 | 5 | 0 | 0 | 0 |
| Matuku | 16 | 16 | 14 | 2 | 0 | 0 | 0 |
| Kotu | 30 | 30 | 24 | 6 | 0 | 0 | 0 |
| Mu'omu'a | 99 | 99 | 73 | 26 | 0 | 0 | 0 |
| Nomuka | 81 | 81 | 60 | 21 | 0 | 0 | 0 |
| Mango | 8 | 8 | 8 | 0 | 0 | 0 | 0 |
| Fonoifua | 10 | 10 | 5 | 5 | 0 | 0 | 0 |
| Ha`ano | 89 | 89 | 74 | 15 | 0 | 0 | 0 |
| Fakakai | 25 | 25 | 20 | 5 | 0 | 0 | 0 |
| Pukotala | 18 | 18 | 16 | 2 | 0 | 0 | 0 |
| Ha'ano | 24 | 24 | 22 | 2 | 0 | 0 | 0 |
| Muitoa | 7 | 7 | 5 | 2 | 0 | 0 | 0 |
| Mo'unga'one | 15 | 15 | 11 | 4 | 0 | 0 | 0 |

| Island Division/ District/ Region | Total Households | Private household | | | Institution | | |
|--------------------------------------|---------------------|------------------------------------|---------------|--------------|---------------------------|-------------------------------------|------------|
| | | Number of Private Households | Headed by | | Number of Institutions | Number of persons in Institution | |
| | | | Male | Female | | Male | Female |
| 'Uiha | 139 | 138 | 115 | 23 | 1 | 13 | 0 |
| Uiha | 76 | 76 | 63 | 13 | 0 | 0 | 0 |
| Felemea | 31 | 31 | 27 | 4 | 0 | 0 | 0 |
| Lofanga | 32 | 31 | 25 | 6 | 1 | 13 | 0 |
| Eua | 889 | 885 | 708 | 177 | 4 | 27 | 0 |
| Eua Motu'a | 510 | 508 | 410 | 98 | 2 | 14 | 0 |
| Ohonua | 222 | 221 | 177 | 44 | 1 | 6 | 0 |
| Tufuvai | 41 | 41 | 30 | 11 | 0 | 0 | 0 |
| Pangai | 59 | 59 | 53 | 6 | 0 | 0 | 0 |
| Houma | 55 | 55 | 45 | 10 | 0 | 0 | 0 |
| Ha'atu'a | 97 | 96 | 76 | 20 | 1 | 8 | 0 |
| Ta'anga | 36 | 36 | 29 | 7 | 0 | 0 | 0 |
| 'Eua fo'ou | 379 | 377 | 298 | 79 | 2 | 13 | 0 |
| Angaha | 65 | 65 | 52 | 13 | 0 | 0 | 0 |
| Futu | 51 | 51 | 36 | 15 | 0 | 0 | 0 |
| Esia | 37 | 37 | 27 | 10 | 0 | 0 | 0 |
| Sapa'ata | 24 | 24 | 22 | 2 | 0 | 0 | 0 |
| Fata'ulua | 36 | 36 | 31 | 5 | 0 | 0 | 0 |
| Mu'a | 28 | 28 | 18 | 10 | 0 | 0 | 0 |
| Tongamama'o | 29 | 29 | 22 | 7 | 0 | 0 | 0 |
| Petani | 58 | 57 | 48 | 9 | 1 | 6 | 0 |
| Mata'aho | 51 | 50 | 42 | 8 | 1 | 7 | 0 |
| Ongo Niua | 275 | 273 | 230 | 43 | 2 | 9 | 8 |
| Niuaotoputapu | 174 | 172 | 145 | 27 | 2 | 9 | 8 |
| Hihifo | 72 | 71 | 56 | 15 | 1 | 6 | 0 |
| Vaipoa | 38 | 37 | 35 | 2 | 1 | 3 | 8 |
| Falehau | 56 | 56 | 46 | 10 | 0 | 0 | 0 |
| Tafahi | 8 | 8 | 8 | 0 | 0 | 0 | 0 |
| Niuafo'ou | 101 | 101 | 85 | 16 | 0 | 0 | 0 |
| Esia | 26 | 26 | 25 | 1 | 0 | 0 | 0 |
| Kolofo'ou | 11 | 11 | 7 | 4 | 0 | 0 | 0 |
| Sapaata | 26 | 26 | 24 | 2 | 0 | 0 | 0 |
| Fata'ulua | 13 | 13 | 9 | 4 | 0 | 0 | 0 |
| Mata'aho | 3 | 3 | 2 | 1 | 0 | 0 | 0 |
| Mu'a | 6 | 6 | 3 | 3 | 0 | 0 | 0 |
| Tongamama'o | 2 | 2 | 2 | 0 | 0 | 0 | 0 |
| Petani | 14 | 14 | 13 | 1 | 0 | 0 | 0 |
| Urban | 4,184 | 4,089 | 2,998 | 1,091 | 95 | 346 | 171 |
| Rural | 14,014 | 13,916 | 10,913 | 3,003 | 98 | 384 | 150 |
| Greater Nuku'alofa | 6,245 | 6,139 | 4,594 | 1,545 | 106 | 406 | 200 |

Table H 2: Private households by size, sex and ethnic origin of head, by division and Region

| Division/ District / Village / Region | Total Households | | | Tongan | | | Part - Tongan | | | Non - Tongan | | |
|--|-----------------------------|---------------|--------------|---------------|---------------|--------------|---------------|-----------|-----------|--------------|------------|------------|
| | Total Private Households | Headed by | | Total | Headed by | | Total | Headed by | | Total | Headed by | |
| | | Male | Female | | Male | Female | | Male | Female | | Male | Female |
| TONGA | 18,005 | 13,911 | 4,094 | 17,250 | 13,315 | 3,935 | 87 | 68 | 19 | 668 | 528 | 140 |
| 1 | 1,156 | 805 | 351 | 966 | 691 | 275 | 16 | 10 | 6 | 174 | 104 | 70 |
| 2 | 1,632 | 1,184 | 448 | 1,424 | 1,005 | 419 | 11 | 10 | 1 | 197 | 169 | 28 |
| 3 | 2,052 | 1,490 | 562 | 1,937 | 1,395 | 542 | 13 | 10 | 3 | 102 | 85 | 17 |
| 4 | 2,453 | 1,900 | 553 | 2,371 | 1,828 | 543 | 12 | 11 | 1 | 70 | 61 | 9 |
| 5 | 2,510 | 1,968 | 542 | 2,452 | 1,916 | 536 | 6 | 4 | 2 | 52 | 48 | 4 |
| 6 | 2,344 | 1,867 | 477 | 2,300 | 1,833 | 467 | 8 | 5 | 3 | 36 | 29 | 7 |
| 7 | 1,827 | 1,510 | 317 | 1,804 | 1,491 | 313 | 7 | 7 | 0 | 16 | 12 | 4 |
| 8 | 1,355 | 1,089 | 266 | 1,346 | 1,082 | 264 | 5 | 3 | 2 | 4 | 4 | 0 |
| 9 | 925 | 725 | 200 | 916 | 717 | 199 | 4 | 4 | 0 | 5 | 4 | 1 |
| 10 | 620 | 478 | 142 | 615 | 473 | 142 | 1 | 1 | 0 | 4 | 4 | 0 |
| 11 | 420 | 329 | 91 | 414 | 324 | 90 | 3 | 2 | 1 | 3 | 3 | 0 |
| 12 | 276 | 226 | 50 | 274 | 224 | 50 | 0 | 0 | 0 | 2 | 2 | 0 |
| 13 | 143 | 114 | 29 | 141 | 112 | 29 | 1 | 1 | 0 | 1 | 1 | 0 |
| 14 | 106 | 83 | 23 | 104 | 81 | 23 | 0 | 0 | 0 | 2 | 2 | 0 |
| 15+ | 186 | 143 | 43 | 186 | 143 | 43 | 0 | 0 | 0 | 0 | 0 | 0 |
| Tongatapu | 12,953 | 9,853 | 3,100 | 12,316 | 9,347 | 2,969 | 72 | 56 | 16 | 565 | 450 | 115 |
| 1 | 775 | 532 | 243 | 628 | 440 | 188 | 13 | 9 | 4 | 134 | 83 | 51 |
| 2 | 1,126 | 816 | 310 | 953 | 670 | 283 | 9 | 8 | 1 | 164 | 138 | 26 |
| 3 | 1,413 | 992 | 421 | 1,313 | 909 | 404 | 9 | 7 | 2 | 91 | 76 | 15 |
| 4 | 1,715 | 1,301 | 414 | 1,639 | 1,234 | 405 | 12 | 11 | 1 | 64 | 56 | 8 |
| 5 | 1,741 | 1,348 | 393 | 1,689 | 1,302 | 387 | 6 | 4 | 2 | 46 | 42 | 4 |
| 6 | 1,713 | 1,341 | 372 | 1,674 | 1,311 | 363 | 7 | 4 | 3 | 32 | 26 | 6 |
| 7 | 1,324 | 1,071 | 253 | 1,306 | 1,057 | 249 | 5 | 5 | 0 | 13 | 9 | 4 |
| 8 | 997 | 782 | 215 | 988 | 775 | 213 | 5 | 3 | 2 | 4 | 4 | 0 |
| 9 | 735 | 576 | 159 | 729 | 571 | 158 | 1 | 1 | 0 | 5 | 4 | 1 |
| 10 | 475 | 358 | 117 | 470 | 353 | 117 | 1 | 1 | 0 | 4 | 4 | 0 |
| 11 | 336 | 258 | 78 | 330 | 253 | 77 | 3 | 2 | 1 | 3 | 3 | 0 |
| 12 | 239 | 197 | 42 | 237 | 195 | 42 | 0 | 0 | 0 | 2 | 2 | 0 |
| 13 | 108 | 85 | 23 | 106 | 83 | 23 | 1 | 1 | 0 | 1 | 1 | 0 |
| 14 | 97 | 75 | 22 | 95 | 73 | 22 | 0 | 0 | 0 | 2 | 2 | 0 |
| 15+ | 159 | 121 | 38 | 159 | 121 | 38 | 0 | 0 | 0 | 0 | 0 | 0 |
| Vava'u | 2,715 | 2,152 | 563 | 2,636 | 2,090 | 546 | 12 | 9 | 3 | 67 | 53 | 14 |
| 1 | 192 | 129 | 63 | 164 | 112 | 52 | 3 | 1 | 2 | 25 | 16 | 9 |
| 2 | 275 | 202 | 73 | 250 | 179 | 71 | 2 | 2 | 0 | 23 | 21 | 2 |
| 3 | 373 | 282 | 91 | 363 | 275 | 88 | 3 | 2 | 1 | 7 | 5 | 2 |
| 4 | 424 | 345 | 79 | 419 | 341 | 78 | 0 | 0 | 0 | 5 | 4 | 1 |
| 5 | 416 | 328 | 88 | 412 | 324 | 88 | 0 | 0 | 0 | 4 | 4 | 0 |
| 6 | 334 | 279 | 55 | 332 | 277 | 55 | 1 | 1 | 0 | 1 | 1 | 0 |
| 7 | 258 | 224 | 34 | 255 | 221 | 34 | 1 | 1 | 0 | 2 | 2 | 0 |
| 8 | 186 | 162 | 24 | 186 | 162 | 24 | 0 | 0 | 0 | 0 | 0 | 0 |
| 9 | 94 | 70 | 24 | 92 | 68 | 24 | 2 | 2 | 0 | 0 | 0 | 0 |
| 10 | 70 | 56 | 14 | 70 | 56 | 14 | 0 | 0 | 0 | 0 | 0 | 0 |
| 11 | 44 | 34 | 10 | 44 | 34 | 10 | 0 | 0 | 0 | 0 | 0 | 0 |
| 12 | 15 | 12 | 3 | 15 | 12 | 3 | 0 | 0 | 0 | 0 | 0 | 0 |
| 13 | 17 | 15 | 2 | 17 | 15 | 2 | 0 | 0 | 0 | 0 | 0 | 0 |
| 14 | 5 | 4 | 1 | 5 | 4 | 1 | 0 | 0 | 0 | 0 | 0 | 0 |
| 15+ | 12 | 10 | 2 | 12 | 10 | 2 | 0 | 0 | 0 | 0 | 0 | 0 |
| Ha'apai | 1,179 | 968 | 211 | 1,157 | 951 | 206 | 3 | 3 | 0 | 19 | 14 | 5 |
| 1 | 92 | 69 | 23 | 86 | 67 | 19 | 0 | 0 | 0 | 6 | 2 | 4 |
| 2 | 124 | 85 | 39 | 121 | 82 | 39 | 0 | 0 | 0 | 3 | 3 | 0 |

| Division/ District / Village / Region | Total Households | | | Tongan | | | Part - Tongan | | | Non - Tongan | | |
|--|-----------------------------|--------------|--------------|--------------|--------------|--------------|---------------|-----------|----------|--------------|------------|-----------|
| | Total Private Households | Headed by | | Total | Headed by | | Total | Headed by | | Total | Headed by | |
| | | Male | Female | | Male | Female | | Male | Female | | Male | Female |
| 3 | 138 | 109 | 29 | 133 | 104 | 29 | 1 | 1 | 0 | 4 | 4 | 0 |
| 4 | 155 | 134 | 21 | 155 | 134 | 21 | 0 | 0 | 0 | 0 | 0 | 0 |
| 5 | 186 | 155 | 31 | 184 | 153 | 31 | 0 | 0 | 0 | 2 | 2 | 0 |
| 6 | 151 | 131 | 20 | 148 | 129 | 19 | 0 | 0 | 0 | 3 | 2 | 1 |
| 7 | 121 | 104 | 17 | 119 | 102 | 17 | 1 | 1 | 0 | 1 | 1 | 0 |
| 8 | 90 | 77 | 13 | 90 | 77 | 13 | 0 | 0 | 0 | 0 | 0 | 0 |
| 9 | 43 | 35 | 8 | 42 | 34 | 8 | 1 | 1 | 0 | 0 | 0 | 0 |
| 10 | 34 | 30 | 4 | 34 | 30 | 4 | 0 | 0 | 0 | 0 | 0 | 0 |
| 11 | 17 | 16 | 1 | 17 | 16 | 1 | 0 | 0 | 0 | 0 | 0 | 0 |
| 12 | 12 | 8 | 4 | 12 | 8 | 4 | 0 | 0 | 0 | 0 | 0 | 0 |
| 13 | 9 | 8 | 1 | 9 | 8 | 1 | 0 | 0 | 0 | 0 | 0 | 0 |
| 14 | 0 | 0 | 0 | 0 | 0 | 0 | 0 | 0 | 0 | 0 | 0 | 0 |
| 15+ | 7 | 7 | 0 | 7 | 7 | 0 | 0 | 0 | 0 | 0 | 0 | 0 |
| 'Eua | 885 | 708 | 177 | 869 | 698 | 171 | 0 | 0 | 0 | 16 | 10 | 6 |
| 1 | 64 | 44 | 20 | 55 | 41 | 14 | 0 | 0 | 0 | 9 | 3 | 6 |
| 2 | 68 | 52 | 16 | 62 | 46 | 16 | 0 | 0 | 0 | 6 | 6 | 0 |
| 3 | 94 | 79 | 15 | 94 | 79 | 15 | 0 | 0 | 0 | 0 | 0 | 0 |
| 4 | 113 | 84 | 29 | 112 | 83 | 29 | 0 | 0 | 0 | 1 | 1 | 0 |
| 5 | 129 | 106 | 23 | 129 | 106 | 23 | 0 | 0 | 0 | 0 | 0 | 0 |
| 6 | 123 | 96 | 27 | 123 | 96 | 27 | 0 | 0 | 0 | 0 | 0 | 0 |
| 7 | 94 | 83 | 11 | 94 | 83 | 11 | 0 | 0 | 0 | 0 | 0 | 0 |
| 8 | 73 | 61 | 12 | 73 | 61 | 12 | 0 | 0 | 0 | 0 | 0 | 0 |
| 9 | 43 | 35 | 8 | 43 | 35 | 8 | 0 | 0 | 0 | 0 | 0 | 0 |
| 10 | 34 | 27 | 7 | 34 | 27 | 7 | 0 | 0 | 0 | 0 | 0 | 0 |
| 11 | 22 | 20 | 2 | 22 | 20 | 2 | 0 | 0 | 0 | 0 | 0 | 0 |
| 12 | 8 | 7 | 1 | 8 | 7 | 1 | 0 | 0 | 0 | 0 | 0 | 0 |
| 13 | 8 | 5 | 3 | 8 | 5 | 3 | 0 | 0 | 0 | 0 | 0 | 0 |
| 14 | 4 | 4 | 0 | 4 | 4 | 0 | 0 | 0 | 0 | 0 | 0 | 0 |
| 15+ | 8 | 5 | 3 | 8 | 5 | 3 | 0 | 0 | 0 | 0 | 0 | 0 |
| Ongo Niua | 273 | 230 | 43 | 272 | 229 | 43 | 0 | 0 | 0 | 1 | 1 | 0 |
| 1 | 33 | 31 | 2 | 33 | 31 | 2 | 0 | 0 | 0 | 0 | 0 | 0 |
| 2 | 39 | 29 | 10 | 38 | 28 | 10 | 0 | 0 | 0 | 1 | 1 | 0 |
| 3 | 34 | 28 | 6 | 34 | 28 | 6 | 0 | 0 | 0 | 0 | 0 | 0 |
| 4 | 46 | 36 | 10 | 46 | 36 | 10 | 0 | 0 | 0 | 0 | 0 | 0 |
| 5 | 38 | 31 | 7 | 38 | 31 | 7 | 0 | 0 | 0 | 0 | 0 | 0 |
| 6 | 23 | 20 | 3 | 23 | 20 | 3 | 0 | 0 | 0 | 0 | 0 | 0 |
| 7 | 30 | 28 | 2 | 30 | 28 | 2 | 0 | 0 | 0 | 0 | 0 | 0 |
| 8 | 9 | 7 | 2 | 9 | 7 | 2 | 0 | 0 | 0 | 0 | 0 | 0 |
| 9 | 10 | 9 | 1 | 10 | 9 | 1 | 0 | 0 | 0 | 0 | 0 | 0 |
| 10 | 7 | 7 | 0 | 7 | 7 | 0 | 0 | 0 | 0 | 0 | 0 | 0 |
| 11 | 1 | 1 | 0 | 1 | 1 | 0 | 0 | 0 | 0 | 0 | 0 | 0 |
| 12 | 2 | 2 | 0 | 2 | 2 | 0 | 0 | 0 | 0 | 0 | 0 | 0 |
| 13 | 1 | 1 | 0 | 1 | 1 | 0 | 0 | 0 | 0 | 0 | 0 | 0 |
| 14 | 0 | 0 | 0 | 0 | 0 | 0 | 0 | 0 | 0 | 0 | 0 | 0 |
| 154+ | 0 | 0 | 0 | 0 | 0 | 0 | 0 | 0 | 0 | 0 | 0 | 0 |
| Urban | 4,080 | 2,990 | 1,090 | 3,768 | 2,747 | 1,021 | 20 | 15 | 5 | 292 | 228 | 64 |
| 1 | 281 | 179 | 102 | 215 | 139 | 76 | 5 | 4 | 1 | 61 | 36 | 25 |
| 2 | 406 | 295 | 111 | 322 | 227 | 95 | 4 | 4 | . | 80 | 64 | 16 |
| 3 | 453 | 300 | 153 | 401 | 257 | 144 | 2 | 1 | 1 | 50 | 42 | 8 |
| 4 | 557 | 405 | 152 | 512 | 367 | 145 | 3 | 2 | 1 | 42 | 36 | 6 |
| 5 | 531 | 392 | 139 | 507 | 370 | 137 | 2 | 1 | 1 | 22 | 21 | 1 |
| 6 | 496 | 387 | 109 | 478 | 374 | 104 | 1 | 1 | 0 | 17 | 12 | 5 |

| Division/ District / Village / Region | Total Households | | | Tongan | | | Part - Tongan | | | Non - Tongan | | |
|--|-----------------------------|---------------|--------------|---------------|---------------|--------------|---------------|-----------|-----------|--------------|------------|-----------|
| | Total Private Households | Headed by | | Total | Headed by | | Total | Headed by | | Total | Headed by | |
| | | Male | Female | | Male | Female | | Male | Female | | Male | Female |
| 7 | 397 | 310 | 87 | 389 | 304 | 85 | 2 | 2 | 0 | 6 | 4 | 2 |
| 8 | 294 | 222 | 72 | 290 | 219 | 71 | 1 | 0 | 1 | 3 | 3 | 0 |
| 9 | 227 | 178 | 49 | 223 | 175 | 48 | 0 | 0 | 0 | 4 | 3 | 1 |
| 10 | 151 | 108 | 43 | 149 | 106 | 43 | 0 | 0 | 0 | 2 | 2 | 0 |
| 11 | 110 | 77 | 33 | 107 | 74 | 33 | 0 | 0 | 0 | 3 | 3 | 0 |
| 12 | 73 | 58 | 15 | 72 | 57 | 15 | 0 | 0 | 0 | 1 | 1 | 0 |
| 13 | 31 | 24 | 7 | 31 | 24 | 7 | 0 | 0 | 0 | 0 | 0 | 0 |
| 14 | 26 | 20 | 6 | 25 | 19 | 6 | 0 | 0 | 0 | 1 | 1 | 0 |
| 15+ | 47 | 35 | 12 | 47 | 35 | 12 | 0 | 0 | 0 | 0 | 0 | 0 |
| Rural | 13,925 | 10,921 | 3,004 | 13,482 | 10,568 | 2,914 | 67 | 53 | 14 | 376 | 300 | 76 |
| 1 | 875 | 626 | 249 | 751 | 552 | 199 | 11 | 6 | 5 | 113 | 68 | 45 |
| 2 | 1,226 | 889 | 337 | 1,102 | 778 | 324 | 7 | 6 | 1 | 117 | 105 | 12 |
| 3 | 1,599 | 1,190 | 409 | 1,536 | 1,138 | 398 | 11 | 9 | 2 | 52 | 43 | 9 |
| 4 | 1,896 | 1,495 | 401 | 1,859 | 1,461 | 398 | 9 | 9 | 0 | 28 | 25 | 3 |
| 5 | 1,979 | 1,576 | 403 | 1,945 | 1,546 | 399 | 4 | 3 | 1 | 30 | 27 | 3 |
| 6 | 1,848 | 1,480 | 368 | 1,822 | 1,459 | 363 | 7 | 4 | 3 | 19 | 17 | 2 |
| 7 | 1,430 | 1,200 | 230 | 1,415 | 1,187 | 228 | 5 | 5 | 0 | 10 | 8 | 2 |
| 8 | 1,061 | 867 | 194 | 1,056 | 863 | 193 | 4 | 3 | 1 | 1 | 1 | 0 |
| 9 | 698 | 547 | 151 | 693 | 542 | 151 | 4 | 4 | 0 | 1 | 1 | 0 |
| 10 | 469 | 370 | 99 | 466 | 367 | 99 | 1 | 1 | 0 | 2 | 2 | 0 |
| 11 | 310 | 252 | 58 | 307 | 250 | 57 | 3 | 2 | 1 | 0 | 0 | 0 |
| 12 | 203 | 168 | 35 | 202 | 167 | 35 | 0 | 0 | 0 | 1 | 1 | 0 |
| 13 | 112 | 90 | 22 | 110 | 88 | 22 | 1 | 1 | 0 | 1 | 1 | 0 |
| 14 | 80 | 63 | 17 | 79 | 62 | 17 | 0 | 0 | 0 | 1 | 1 | 0 |
| 15+ | 139 | 108 | 31 | 139 | 108 | 31 | 0 | 0 | 0 | 0 | 0 | 0 |
| Greater Nuku'alofa | 6,134 | 4,590 | 1,544 | 5,704 | 4,244 | 1,460 | 30 | 24 | 6 | 400 | 322 | 78 |
| 1 | 391 | 267 | 124 | 299 | 208 | 91 | 5 | 4 | 1 | 87 | 55 | 32 |
| 2 | 552 | 397 | 155 | 442 | 306 | 136 | 5 | 5 | 0 | 105 | 86 | 19 |
| 3 | 667 | 458 | 209 | 592 | 396 | 196 | 3 | 2 | 1 | 72 | 60 | 12 |
| 4 | 843 | 631 | 212 | 783 | 578 | 205 | 5 | 4 | 1 | 55 | 49 | 6 |
| 5 | 822 | 627 | 195 | 784 | 591 | 193 | 3 | 2 | 1 | 35 | 34 | 1 |
| 6 | 783 | 621 | 162 | 757 | 601 | 156 | 3 | 2 | 1 | 23 | 18 | 5 |
| 7 | 617 | 486 | 131 | 608 | 479 | 129 | 2 | 2 | 0 | 7 | 5 | 2 |
| 8 | 457 | 342 | 115 | 452 | 338 | 114 | 1 | 0 | 1 | 4 | 4 | 0 |
| 9 | 344 | 267 | 77 | 340 | 264 | 76 | 0 | 0 | 0 | 4 | 3 | 1 |
| 10 | 220 | 162 | 58 | 216 | 158 | 58 | 1 | 1 | 0 | 3 | 3 | 0 |
| 11 | 162 | 118 | 44 | 158 | 114 | 44 | 1 | 1 | 0 | 3 | 3 | 0 |
| 12 | 113 | 91 | 22 | 112 | 90 | 22 | 0 | 0 | 0 | 1 | 1 | 0 |
| 13 | 42 | 32 | 10 | 41 | 31 | 10 | 1 | 1 | 0 | 0 | 0 | 0 |
| 14 | 44 | 35 | 9 | 43 | 34 | 9 | 0 | 0 | 0 | 1 | 1 | 0 |
| 15+ | 77 | 56 | 21 | 77 | 56 | 21 | 0 | 0 | 0 | 0 | 0 | 0 |

Table H 3: Private households by size and sex and ethnic origin of head, by division

| Division/ Region /Household Size | Ethnicity | | | | | | | | | | | | | | | | | | | | | | | |
|---|--------------------------|---------------|--------------|---------------|---------------|--------------|-----------|-----------|----------|----------------------|-----------|-----------|------------|------------|-----------|-----------------------|-----------|-----------|-------------|-----------|-----------|------------|-----------|-----------|
| | Total Households | | | Tongan | | | European | | | Fijian & Fiji Indian | | | Chinese | | | Other Pacific Islands | | | Other Asian | | | Others | | |
| | Total Private Households | Male | Female | Total | Male | Female | Total | Male | Female | Total | Male | Female | Total | Male | Female | Total | Male | Female | Total | Male | Female | Total | Male | Female |
| TONGA | 18,005 | 13,911 | 4,094 | 17,337 | 13,383 | 3,954 | 77 | 68 | 9 | 111 | 87 | 24 | 253 | 210 | 43 | 55 | 43 | 12 | 50 | 33 | 17 | 122 | 87 | 35 |
| 1 | 1,156 | 805 | 351 | 982 | 701 | 281 | 18 | 13 | 5 | 16 | 10 | 6 | 64 | 43 | 21 | 9 | 6 | 3 | 25 | 13 | 12 | 42 | 19 | 23 |
| 2 | 1,632 | 1,184 | 448 | 1,435 | 1,015 | 420 | 27 | 25 | 2 | 23 | 17 | 6 | 98 | 87 | 11 | 12 | 8 | 4 | 12 | 10 | 2 | 25 | 22 | 3 |
| 3 | 2,052 | 1,490 | 562 | 1,950 | 1,405 | 545 | 10 | 9 | 1 | 16 | 12 | 4 | 47 | 41 | 6 | 9 | 7 | 2 | 3 | 3 | 0 | 17 | 13 | 4 |
| 4 | 2,453 | 1,900 | 553 | 2,383 | 1,839 | 544 | 5 | 4 | 1 | 21 | 18 | 3 | 22 | 20 | 2 | 4 | 3 | 1 | 4 | 3 | 1 | 14 | 13 | 1 |
| 5 | 2,510 | 1,968 | 542 | 2,458 | 1,920 | 538 | 10 | 10 | 0 | 11 | 11 | 0 | 10 | 9 | 1 | 5 | 4 | 1 | 2 | 1 | 1 | 14 | 13 | 1 |
| 6 | 2,344 | 1,867 | 477 | 2,308 | 1,838 | 470 | 2 | 2 | 0 | 14 | 10 | 4 | 8 | 6 | 2 | 6 | 6 | 0 | 1 | 0 | 1 | 5 | 5 | 0 |
| 7 | 1,827 | 1,510 | 317 | 1,811 | 1,498 | 313 | 2 | 2 | 0 | 6 | 5 | 1 | 2 | 2 | 0 | 3 | 2 | 1 | 0 | 0 | 0 | 3 | 1 | 2 |
| 8 | 1,355 | 1,089 | 266 | 1,351 | 1,085 | 266 | 1 | 1 | 0 | 3 | 3 | 0 | 0 | 0 | 0 | 0 | 0 | 0 | 1 | 1 | 0 | 0 | 0 | 0 |
| 9 | 925 | 725 | 200 | 920 | 721 | 199 | 2 | 2 | 0 | 1 | 1 | 0 | 2 | 2 | 0 | 1 | 1 | 0 | 0 | 0 | 0 | 1 | 0 | 1 |
| 10 | 620 | 478 | 142 | 616 | 474 | 142 | 0 | 0 | 0 | 0 | 0 | 0 | 0 | 0 | 0 | 0 | 0 | 0 | 2 | 2 | 0 | 1 | 1 | 0 |
| 11 | 420 | 329 | 91 | 417 | 326 | 91 | 0 | 0 | 0 | 0 | 0 | 0 | 0 | 0 | 0 | 1 | 1 | 0 | 0 | 0 | 0 | 0 | 0 | 0 |
| 12 | 276 | 226 | 50 | 274 | 224 | 50 | 0 | 0 | 0 | 0 | 0 | 0 | 0 | 0 | 0 | 2 | 2 | 0 | 0 | 0 | 0 | 0 | 0 | 0 |
| 13 | 143 | 114 | 29 | 142 | 113 | 29 | 0 | 0 | 0 | 0 | 0 | 0 | 0 | 0 | 0 | 1 | 1 | 0 | 0 | 0 | 0 | 0 | 0 | 0 |
| 14 | 106 | 83 | 23 | 104 | 81 | 23 | 0 | 0 | 0 | 0 | 0 | 0 | 0 | 0 | 0 | 2 | 2 | 0 | 0 | 0 | 0 | 0 | 0 | 0 |
| 15+ | 186 | 143 | 43 | 186 | 143 | 43 | 0 | 0 | 0 | 0 | 0 | 0 | 0 | 0 | 0 | 0 | 0 | 0 | 0 | 0 | 0 | 0 | 0 | 0 |
| Tongatapu | 12,953 | 9,853 | 3,100 | #### | 9,403 | 2,985 | 50 | 47 | 3 | 104 | 82 | 22 | 230 | 190 | 40 | 48 | 36 | 12 | 41 | 28 | 13 | 92 | 67 | 25 |
| 1 | 775 | 532 | 243 | 641 | 449 | 192 | 8 | 7 | 1 | 14 | 9 | 5 | 61 | 42 | 19 | 7 | 4 | 3 | 16 | 8 | 8 | 28 | 13 | 15 |
| 2 | 1,126 | 816 | 310 | 962 | 678 | 284 | 18 | 16 | 2 | 23 | 17 | 6 | 85 | 74 | 11 | 9 | 5 | 4 | 12 | 10 | 2 | 17 | 16 | 1 |
| 3 | 1,413 | 992 | 421 | 1,322 | 916 | 406 | 6 | 6 | 0 | 15 | 12 | 3 | 43 | 37 | 6 | 8 | 6 | 2 | 3 | 3 | 0 | 16 | 12 | 4 |
| 4 | 1,715 | 1,301 | 414 | 1,651 | 1,245 | 406 | 4 | 4 | 0 | 20 | 17 | 3 | 21 | 19 | 2 | 4 | 3 | 1 | 4 | 3 | 1 | 11 | 10 | 1 |
| 5 | 1,741 | 1,348 | 393 | 1,695 | 1,306 | 389 | 7 | 7 | 0 | 10 | 10 | 0 | 10 | 9 | 1 | 5 | 4 | 1 | 2 | 1 | 1 | 12 | 11 | 1 |
| 6 | 1,713 | 1,341 | 372 | 1,681 | 1,315 | 366 | 2 | 2 | 0 | 13 | 9 | 4 | 6 | 5 | 1 | 6 | 6 | 0 | 1 | 0 | 1 | 4 | 4 | 0 |
| 7 | 1,324 | 1,071 | 253 | 1,311 | 1,062 | 249 | 2 | 2 | 0 | 5 | 4 | 1 | 2 | 2 | 0 | 2 | 1 | 1 | 0 | 0 | 0 | 2 | 0 | 2 |
| 8 | 997 | 782 | 215 | 993 | 778 | 215 | 0 | 0 | 0 | 3 | 3 | 0 | 0 | 0 | 0 | 0 | 0 | 0 | 1 | 1 | 0 | 0 | 0 | 0 |
| 9 | 735 | 576 | 159 | 730 | 572 | 158 | 0 | 0 | 0 | 1 | 1 | 0 | 2 | 2 | 0 | 1 | 1 | 0 | 0 | 0 | 0 | 1 | 0 | 1 |
| 10 | 475 | 358 | 117 | 471 | 354 | 117 | 1 | 1 | 0 | 0 | 0 | 0 | 0 | 0 | 0 | 0 | 0 | 0 | 2 | 2 | 0 | 1 | 1 | 0 |
| 11 | 336 | 258 | 78 | 333 | 255 | 78 | 2 | 2 | 0 | 0 | 0 | 0 | 0 | 0 | 0 | 1 | 1 | 0 | 0 | 0 | 0 | 0 | 0 | 0 |
| 12 | 239 | 197 | 42 | 237 | 195 | 42 | 0 | 0 | 0 | 0 | 0 | 0 | 0 | 0 | 0 | 2 | 2 | 0 | 0 | 0 | 0 | 0 | 0 | 0 |
| 13 | 108 | 85 | 23 | 107 | 84 | 23 | 0 | 0 | 0 | 0 | 0 | 0 | 0 | 0 | 0 | 1 | 1 | 0 | 0 | 0 | 0 | 0 | 0 | 0 |
| 14 | 97 | 75 | 22 | 95 | 73 | 22 | 0 | 0 | 0 | 0 | 0 | 0 | 0 | 0 | 0 | 2 | 2 | 0 | 0 | 0 | 0 | 0 | 0 | 0 |
| 15+ | 159 | 121 | 38 | 159 | 121 | 38 | 0 | 0 | 0 | 0 | 0 | 0 | 0 | 0 | 0 | 0 | 0 | 0 | 0 | 0 | 0 | 0 | 0 | 0 |
| Vava'u | 2,715 | 2,152 | 563 | 2,648 | 2,099 | 549 | 20 | 16 | 4 | 7 | 5 | 2 | 11 | 10 | 1 | 7 | 7 | 0 | 5 | 3 | 2 | 17 | 12 | 5 |
| 1 | 192 | 129 | 63 | 167 | 113 | 54 | 7 | 5 | 2 | 2 | 1 | 1 | 2 | 1 | 1 | 2 | 2 | 0 | 5 | 3 | 2 | 7 | 4 | 3 |
| 2 | 275 | 202 | 73 | 252 | 181 | 71 | 7 | 7 | 0 | 0 | 0 | 0 | 7 | 7 | 0 | 3 | 3 | 0 | 0 | 0 | 0 | 6 | 4 | 2 |

| Division/ Region /Household Size | Ethnicity | | | | | | | | | | | | | | | | | | | | | | | | | | | |
|---|--------------------------|----------------|------------------|--------------|----------------|------------------|----------|----------------|------------------|----------------------|----------------|------------------|----------|----------------|------------------|-----------------------|----------------|------------------|-------------|----------------|------------------|----------|----------------|------------------|----------|----------|----------|---|
| | Total Households | | | Tongan | | | European | | | Fijian & Fiji Indian | | | Chinese | | | Other Pacific Islands | | | Other Asian | | | Others | | | | | | |
| | Total Private Households | Headed by Male | Headed by Female | Total | Headed by Male | Headed by Female | Total | Headed by Male | Headed by Female | Total | Headed by Male | Headed by Female | Total | Headed by Male | Headed by Female | Total | Headed by Male | Headed by Female | Total | Headed by Male | Headed by Female | Total | Headed by Male | Headed by Female | Total | | | |
| 3 | 373 | 282 | 91 | 366 | 277 | 89 | 4 | 3 | 1 | 1 | 0 | 0 | 1 | 1 | 0 | 0 | 1 | 0 | 0 | 0 | 0 | 0 | 0 | 0 | 0 | 0 | | |
| 4 | 424 | 345 | 79 | 419 | 341 | 78 | 1 | 0 | 1 | 1 | 1 | 0 | 1 | 1 | 0 | 0 | 0 | 0 | 0 | 0 | 0 | 0 | 0 | 0 | 2 | 0 | | |
| 5 | 416 | 328 | 88 | 412 | 324 | 88 | 1 | 1 | 0 | 1 | 1 | 0 | 0 | 0 | 0 | 0 | 0 | 0 | 0 | 0 | 0 | 0 | 0 | 0 | 2 | 0 | | |
| 6 | 334 | 279 | 55 | 333 | 278 | 55 | 0 | 0 | 0 | 1 | 1 | 0 | 0 | 0 | 0 | 0 | 0 | 0 | 0 | 0 | 0 | 0 | 0 | 0 | 0 | 0 | | |
| 7 | 258 | 224 | 34 | 256 | 222 | 34 | 0 | 0 | 0 | 1 | 1 | 0 | 0 | 0 | 0 | 1 | 0 | 0 | 0 | 0 | 0 | 0 | 0 | 0 | 0 | 0 | | |
| 8 | 186 | 162 | 24 | 186 | 162 | 24 | 0 | 0 | 0 | 0 | 0 | 0 | 0 | 0 | 0 | 0 | 0 | 0 | 0 | 0 | 0 | 0 | 0 | 0 | 0 | 0 | | |
| 9 | 94 | 70 | 24 | 94 | 70 | 24 | 0 | 0 | 0 | 0 | 0 | 0 | 0 | 0 | 0 | 0 | 0 | 0 | 0 | 0 | 0 | 0 | 0 | 0 | 0 | 0 | | |
| 10 | 70 | 56 | 14 | 70 | 56 | 14 | 0 | 0 | 0 | 0 | 0 | 0 | 0 | 0 | 0 | 0 | 0 | 0 | 0 | 0 | 0 | 0 | 0 | 0 | 0 | 0 | | |
| 11 | 44 | 34 | 10 | 44 | 34 | 10 | 0 | 0 | 0 | 0 | 0 | 0 | 0 | 0 | 0 | 0 | 0 | 0 | 0 | 0 | 0 | 0 | 0 | 0 | 0 | 0 | | |
| 12 | 15 | 12 | 3 | 15 | 12 | 3 | 0 | 0 | 0 | 0 | 0 | 0 | 0 | 0 | 0 | 0 | 0 | 0 | 0 | 0 | 0 | 0 | 0 | 0 | 0 | 0 | | |
| 13 | 17 | 15 | 2 | 17 | 15 | 2 | 0 | 0 | 0 | 0 | 0 | 0 | 0 | 0 | 0 | 0 | 0 | 0 | 0 | 0 | 0 | 0 | 0 | 0 | 0 | 0 | | |
| 14 | 5 | 4 | 1 | 5 | 4 | 1 | 0 | 0 | 0 | 0 | 0 | 0 | 0 | 0 | 0 | 0 | 0 | 0 | 0 | 0 | 0 | 0 | 0 | 0 | 0 | 0 | | |
| 15+ | 12 | 10 | 2 | 12 | 10 | 2 | 0 | 0 | 0 | 0 | 0 | 0 | 0 | 0 | 0 | 0 | 0 | 0 | 0 | 0 | 0 | 0 | 0 | 0 | 0 | 0 | | |
| Ha'apai | 1,179 | 968 | 211 | 1,160 | 954 | 206 | 4 | 4 | 0 | 0 | 0 | 0 | 0 | 6 | 5 | 1 | 0 | 0 | 0 | 0 | 0 | 0 | 0 | 9 | 5 | 4 | | |
| 1 | 92 | 69 | 23 | 86 | 67 | 19 | 1 | 1 | 0 | 0 | 0 | 0 | 0 | 0 | 0 | 0 | 0 | 0 | 0 | 0 | 0 | 0 | 0 | 0 | 5 | 1 | 4 | |
| 2 | 124 | 85 | 39 | 121 | 82 | 39 | 1 | 1 | 0 | 0 | 0 | 0 | 0 | 1 | 1 | 0 | 0 | 0 | 0 | 0 | 0 | 0 | 0 | 0 | 1 | 1 | 0 | |
| 3 | 138 | 109 | 29 | 134 | 105 | 29 | 0 | 0 | 0 | 0 | 0 | 0 | 0 | 3 | 3 | 0 | 0 | 0 | 0 | 0 | 0 | 0 | 0 | 0 | 1 | 1 | 0 | |
| 4 | 155 | 134 | 21 | 155 | 134 | 21 | 0 | 0 | 0 | 0 | 0 | 0 | 0 | 0 | 0 | 0 | 0 | 0 | 0 | 0 | 0 | 0 | 0 | 0 | 0 | 0 | 0 | |
| 5 | 186 | 155 | 31 | 184 | 153 | 31 | 2 | 2 | 0 | 0 | 0 | 0 | 0 | 0 | 0 | 0 | 0 | 0 | 0 | 0 | 0 | 0 | 0 | 0 | 0 | 0 | 0 | |
| 6 | 151 | 131 | 20 | 148 | 129 | 19 | 0 | 0 | 0 | 0 | 0 | 0 | 0 | 0 | 0 | 0 | 0 | 0 | 0 | 0 | 0 | 0 | 0 | 0 | 0 | 0 | 0 | |
| 7 | 121 | 104 | 17 | 120 | 103 | 17 | 0 | 0 | 0 | 0 | 0 | 0 | 0 | 0 | 0 | 0 | 0 | 0 | 0 | 0 | 0 | 0 | 0 | 0 | 0 | 1 | 0 | |
| 8 | 90 | 77 | 13 | 90 | 77 | 13 | 0 | 0 | 0 | 0 | 0 | 0 | 0 | 0 | 0 | 0 | 0 | 0 | 0 | 0 | 0 | 0 | 0 | 0 | 0 | 1 | 0 | |
| 9 | 43 | 35 | 8 | 43 | 35 | 8 | 0 | 0 | 0 | 0 | 0 | 0 | 0 | 0 | 0 | 0 | 0 | 0 | 0 | 0 | 0 | 0 | 0 | 0 | 0 | 0 | 0 | |
| 10 | 34 | 30 | 4 | 34 | 30 | 4 | 0 | 0 | 0 | 0 | 0 | 0 | 0 | 0 | 0 | 0 | 0 | 0 | 0 | 0 | 0 | 0 | 0 | 0 | 0 | 0 | 0 | |
| 11 | 17 | 16 | 1 | 17 | 16 | 1 | 0 | 0 | 0 | 0 | 0 | 0 | 0 | 0 | 0 | 0 | 0 | 0 | 0 | 0 | 0 | 0 | 0 | 0 | 0 | 0 | 0 | |
| 12 | 12 | 8 | 4 | 12 | 8 | 4 | 0 | 0 | 0 | 0 | 0 | 0 | 0 | 0 | 0 | 0 | 0 | 0 | 0 | 0 | 0 | 0 | 0 | 0 | 0 | 0 | 0 | |
| 13 | 9 | 8 | 1 | 9 | 8 | 1 | 0 | 0 | 0 | 0 | 0 | 0 | 0 | 0 | 0 | 0 | 0 | 0 | 0 | 0 | 0 | 0 | 0 | 0 | 0 | 0 | 0 | |
| 14 | 0 | 0 | 0 | 0 | 0 | 0 | 0 | 0 | 0 | 0 | 0 | 0 | 0 | 0 | 0 | 0 | 0 | 0 | 0 | 0 | 0 | 0 | 0 | 0 | 0 | 0 | 0 | |
| 15+ | 7 | 7 | 0 | 7 | 7 | 0 | 0 | 0 | 0 | 0 | 0 | 0 | 0 | 0 | 0 | 0 | 0 | 0 | 0 | 0 | 0 | 0 | 0 | 0 | 0 | 0 | 0 | |
| 'Eua | 885 | 708 | 177 | 869 | 698 | 171 | 3 | 1 | 2 | 0 | 0 | 0 | 0 | 5 | 4 | 1 | 0 | 0 | 0 | 0 | 0 | 0 | 0 | 4 | 2 | 2 | 1 | |
| 1 | 64 | 44 | 20 | 55 | 41 | 14 | 2 | 0 | 2 | 0 | 0 | 0 | 0 | 1 | 0 | 1 | 0 | 0 | 0 | 0 | 0 | 0 | 0 | 0 | 2 | 2 | 1 | |
| 2 | 68 | 52 | 16 | 62 | 46 | 16 | 1 | 1 | 0 | 0 | 0 | 0 | 0 | 4 | 4 | 0 | 0 | 0 | 0 | 0 | 0 | 0 | 0 | 0 | 0 | 1 | 0 | |
| 3 | 94 | 79 | 15 | 94 | 79 | 15 | 0 | 0 | 0 | 0 | 0 | 0 | 0 | 0 | 0 | 0 | 0 | 0 | 0 | 0 | 0 | 0 | 0 | 0 | 0 | 0 | 0 | 0 |
| 4 | 113 | 84 | 29 | 112 | 83 | 29 | 0 | 0 | 0 | 0 | 0 | 0 | 0 | 0 | 0 | 0 | 0 | 0 | 0 | 0 | 0 | 0 | 0 | 0 | 0 | 0 | 1 | 0 |
| 5 | 129 | 106 | 23 | 129 | 106 | 23 | 0 | 0 | 0 | 0 | 0 | 0 | 0 | 0 | 0 | 0 | 0 | 0 | 0 | 0 | 0 | 0 | 0 | 0 | 0 | 0 | 0 | 0 |
| 6 | 123 | 96 | 27 | 123 | 96 | 27 | 0 | 0 | 0 | 0 | 0 | 0 | 0 | 0 | 0 | 0 | 0 | 0 | 0 | 0 | 0 | 0 | 0 | 0 | 0 | 0 | 0 | 0 |
| 7 | 94 | 83 | 11 | 94 | 83 | 11 | 0 | 0 | 0 | 0 | 0 | 0 | 0 | 0 | 0 | 0 | 0 | 0 | 0 | 0 | 0 | 0 | 0 | 0 | 0 | 0 | 0 | 0 |

| Division/ Region /Household Size | Ethnicity | | | | | | | | | | | | | | | | | | | | | | | | |
|---|--------------------------|----------------|------------------|------------|----------------|------------------|----------|----------------|------------------|----------------------|----------------|------------------|----------|----------------|------------------|-----------------------|----------------|------------------|-------------|----------------|------------------|----------|----------------|------------------|----------|
| | Total Households | | | Tongan | | | European | | | Fijian & Fiji Indian | | | Chinese | | | Other Pacific Islands | | | Other Asian | | | Others | | | |
| | Total Private Households | Headed by Male | Headed by Female | Total | Headed by Male | Headed by Female | Total | Headed by Male | Headed by Female | Total | Headed by Male | Headed by Female | Total | Headed by Male | Headed by Female | Total | Headed by Male | Headed by Female | Total | Headed by Male | Headed by Female | Total | Headed by Male | Headed by Female | Total |
| 8 | 73 | 61 | 12 | 73 | 61 | 12 | 0 | 0 | 0 | 0 | 0 | 0 | 0 | 0 | 0 | 0 | 0 | 0 | 0 | 0 | 0 | 0 | 0 | 0 | 0 |
| 9 | 43 | 35 | 8 | 43 | 35 | 8 | 0 | 0 | 0 | 0 | 0 | 0 | 0 | 0 | 0 | 0 | 0 | 0 | 0 | 0 | 0 | 0 | 0 | 0 | 0 |
| 10 | 34 | 27 | 7 | 34 | 27 | 7 | 0 | 0 | 0 | 0 | 0 | 0 | 0 | 0 | 0 | 0 | 0 | 0 | 0 | 0 | 0 | 0 | 0 | 0 | 0 |
| 11 | 22 | 20 | 2 | 22 | 20 | 2 | 0 | 0 | 0 | 0 | 0 | 0 | 0 | 0 | 0 | 0 | 0 | 0 | 0 | 0 | 0 | 0 | 0 | 0 | 0 |
| 12 | 8 | 7 | 1 | 8 | 7 | 1 | 0 | 0 | 0 | 0 | 0 | 0 | 0 | 0 | 0 | 0 | 0 | 0 | 0 | 0 | 0 | 0 | 0 | 0 | 0 |
| 13 | 8 | 5 | 3 | 8 | 5 | 3 | 0 | 0 | 0 | 0 | 0 | 0 | 0 | 0 | 0 | 0 | 0 | 0 | 0 | 0 | 0 | 0 | 0 | 0 | 0 |
| 14 | 4 | 4 | 0 | 4 | 4 | 0 | 0 | 0 | 0 | 0 | 0 | 0 | 0 | 0 | 0 | 0 | 0 | 0 | 0 | 0 | 0 | 0 | 0 | 0 | 0 |
| 15+ | 8 | 5 | 3 | 8 | 5 | 3 | 0 | 0 | 0 | 0 | 0 | 0 | 0 | 0 | 0 | 0 | 0 | 0 | 0 | 0 | 0 | 0 | 0 | 0 | 0 |
| Ongo Niua | 273 | 230 | 43 | 272 | 229 | 43 | 0 | 0 | 0 | 0 | 0 | 0 | 1 | 0 | 0 | 0 | 0 | 0 | 0 | 0 | 0 | 0 | 0 | 0 | 0 |
| 1 | 33 | 31 | 2 | 33 | 31 | 2 | 0 | 0 | 0 | 0 | 0 | 0 | 0 | 0 | 0 | 0 | 0 | 0 | 0 | 0 | 0 | 0 | 0 | 0 | 0 |
| 2 | 39 | 29 | 10 | 38 | 28 | 10 | 0 | 0 | 0 | 0 | 0 | 0 | 1 | 0 | 0 | 0 | 0 | 0 | 0 | 0 | 0 | 0 | 0 | 0 | 0 |
| 3 | 34 | 28 | 6 | 34 | 28 | 6 | 0 | 0 | 0 | 0 | 0 | 0 | 0 | 0 | 0 | 0 | 0 | 0 | 0 | 0 | 0 | 0 | 0 | 0 | 0 |
| 4 | 46 | 36 | 10 | 46 | 36 | 10 | 0 | 0 | 0 | 0 | 0 | 0 | 0 | 0 | 0 | 0 | 0 | 0 | 0 | 0 | 0 | 0 | 0 | 0 | 0 |
| 5 | 38 | 31 | 7 | 38 | 31 | 7 | 0 | 0 | 0 | 0 | 0 | 0 | 0 | 0 | 0 | 0 | 0 | 0 | 0 | 0 | 0 | 0 | 0 | 0 | 0 |
| 6 | 23 | 20 | 3 | 23 | 20 | 3 | 0 | 0 | 0 | 0 | 0 | 0 | 0 | 0 | 0 | 0 | 0 | 0 | 0 | 0 | 0 | 0 | 0 | 0 | 0 |
| 7 | 30 | 28 | 2 | 30 | 28 | 2 | 0 | 0 | 0 | 0 | 0 | 0 | 0 | 0 | 0 | 0 | 0 | 0 | 0 | 0 | 0 | 0 | 0 | 0 | 0 |
| 8 | 9 | 7 | 2 | 9 | 7 | 2 | 0 | 0 | 0 | 0 | 0 | 0 | 0 | 0 | 0 | 0 | 0 | 0 | 0 | 0 | 0 | 0 | 0 | 0 | 0 |

Note: Tongan refers to both Tongan and Part Tongan head of households

Table H 4: Private households' populations by household composition (relationship to Head of Household)

| Island/District/Region | Total | Head | Spouse | Biological son/daughter | Adopted son/daughter | Brother/Sister | Grandchild | Parent of Head | Parent of Spouse | Child of Spouse | Othe Relatives | No Relationship |
|------------------------|---------------|---------------|---------------|-------------------------|----------------------|----------------|---------------|----------------|------------------|-----------------|----------------|-----------------|
| TONGA | 99,600 | 18,005 | 11,588 | 39,184 | 3,153 | 1,867 | 13,044 | 541 | 779 | 704 | 9,209 | 1,526 |
| Tongatapu | 73,750 | 12,953 | 8,239 | 28,919 | 2,186 | 1,463 | 9,703 | 389 | 586 | 537 | 7,595 | 1,180 |
| Kolofo'ou | 17,655 | 3,108 | 1,894 | 6,663 | 525 | 452 | 2,350 | 98 | 145 | 111 | 2,034 | 275 |
| Kolofo'ou | 8,012 | 1,475 | 831 | 2,947 | 211 | 200 | 1,062 | 41 | 74 | 68 | 934 | 169 |
| Ma'ufanga | 7,220 | 1,237 | 789 | 2,759 | 207 | 187 | 969 | 47 | 50 | 24 | 858 | 93 |
| Nukumotu | 50 | 8 | 5 | 31 | 2 | 1 | 1 | 2 | 0 | 0 | 0 | 0 |
| Popua | 1,879 | 312 | 214 | 702 | 93 | 55 | 247 | 7 | 15 | 19 | 203 | 12 |
| Tukutonga | 488 | 75 | 54 | 222 | 12 | 9 | 71 | 1 | 4 | 0 | 39 | 1 |
| Pangaimotu | 6 | 1 | 1 | 2 | 0 | 0 | 0 | 0 | 2 | 0 | 0 | 0 |
| Kolomotu'a | 16,923 | 3,031 | 1,887 | 6,507 | 459 | 337 | 2,075 | 86 | 164 | 104 | 1,971 | 302 |
| Kolomotu'a | 7,472 | 1,377 | 829 | 2,909 | 166 | 169 | 852 | 45 | 69 | 30 | 932 | 94 |
| Havelu | 3,476 | 617 | 371 | 1,284 | 100 | 74 | 485 | 17 | 36 | 20 | 387 | 85 |
| Tofoa | 3,421 | 590 | 372 | 1,306 | 98 | 61 | 440 | 15 | 39 | 22 | 403 | 75 |
| Hofoa | 1,167 | 193 | 130 | 466 | 35 | 15 | 170 | 2 | 7 | 13 | 108 | 28 |
| Puke | 927 | 156 | 111 | 349 | 38 | 10 | 120 | 6 | 9 | 18 | 102 | 8 |
| Sia'atoutai | 460 | 98 | 74 | 193 | 22 | 8 | 8 | 1 | 4 | 1 | 39 | 12 |
| Vaini | 12,829 | 2,201 | 1,455 | 5,191 | 371 | 266 | 1,723 | 85 | 106 | 74 | 1,081 | 276 |
| Vaini | 3,249 | 576 | 389 | 1,317 | 114 | 58 | 451 | 21 | 35 | 19 | 213 | 56 |
| Malapo | 574 | 106 | 59 | 185 | 22 | 14 | 103 | 3 | 7 | 3 | 70 | 2 |
| Longoteme | 595 | 101 | 56 | 261 | 11 | 11 | 86 | 2 | 10 | 7 | 46 | 4 |
| Folaha | 952 | 162 | 109 | 392 | 22 | 20 | 135 | 9 | 5 | 10 | 79 | 9 |
| Nukuhetulu | 340 | 63 | 42 | 143 | 20 | 2 | 39 | 3 | 2 | 1 | 10 | 15 |
| Veitongo | 1,199 | 179 | 123 | 459 | 38 | 29 | 216 | 10 | 9 | 3 | 84 | 49 |
| Ha'ateiho | 2,652 | 449 | 297 | 1,072 | 58 | 57 | 338 | 22 | 19 | 16 | 270 | 54 |
| Pea | 1,992 | 345 | 231 | 837 | 45 | 51 | 213 | 11 | 9 | 12 | 186 | 52 |
| Tokomololo | 1,276 | 220 | 149 | 525 | 41 | 24 | 142 | 4 | 10 | 3 | 123 | 35 |
| Tatakamotonga | 7,020 | 1,248 | 814 | 2,850 | 216 | 87 | 968 | 26 | 32 | 71 | 597 | 111 |
| Tatakamotonga | 1,903 | 324 | 210 | 775 | 41 | 20 | 295 | 4 | 7 | 30 | 154 | 43 |
| Holonga | 488 | 89 | 55 | 211 | 9 | 3 | 63 | 5 | 3 | 5 | 27 | 18 |
| Pelehake | 792 | 149 | 83 | 327 | 25 | 13 | 98 | 2 | 3 | 14 | 56 | 22 |
| Fua'amotu | 1,618 | 309 | 211 | 674 | 76 | 18 | 176 | 7 | 12 | 4 | 115 | 16 |
| Nakolo | 406 | 65 | 38 | 148 | 6 | 3 | 83 | 2 | 2 | 3 | 55 | 1 |
| Ha'asini | 883 | 158 | 101 | 353 | 40 | 12 | 122 | 4 | 2 | 7 | 78 | 6 |
| Lavengatonga | 619 | 109 | 82 | 239 | 12 | 13 | 77 | 1 | 2 | 8 | 71 | 5 |

| Island/District/Region | Total | Head | Spouse | Biological son/daughter | Adopted son/daughter | Brother/Sister | Grandchild | Parent of Head | Parent of Spouse | Child of Spouse | Othe Relatives | No Relationship |
|------------------------|--------------|--------------|------------|-------------------------|----------------------|----------------|--------------|----------------|------------------|-----------------|----------------|-----------------|
| Haveliliku | 175 | 26 | 20 | 68 | 3 | 2 | 33 | 1 | 1 | 0 | 21 | 0 |
| Fatumu | 136 | 19 | 14 | 55 | 4 | 3 | 21 | 0 | 0 | 0 | 20 | 0 |
| Lapaha | 7,104 | 1,234 | 775 | 2,857 | 227 | 130 | 1,008 | 32 | 51 | 72 | 637 | 81 |
| Lapaha | 1,972 | 331 | 207 | 788 | 67 | 39 | 290 | 8 | 16 | 26 | 182 | 18 |
| Talasiu | 363 | 58 | 42 | 174 | 12 | 6 | 29 | 1 | 4 | 2 | 22 | 13 |
| Hoi | 425 | 75 | 48 | 148 | 16 | 5 | 53 | 4 | 1 | 5 | 67 | 3 |
| Nukuleka | 250 | 45 | 31 | 116 | 9 | 5 | 28 | 1 | 0 | 0 | 15 | 0 |
| Makaunga | 379 | 58 | 44 | 168 | 11 | 5 | 50 | 1 | 3 | 4 | 35 | 0 |
| Talafo'ou | 368 | 74 | 39 | 140 | 7 | 5 | 57 | 2 | 0 | 4 | 37 | 3 |
| Manuka | 272 | 46 | 25 | 113 | 8 | 1 | 59 | 1 | 1 | 1 | 17 | 0 |
| Navutoka | 707 | 117 | 76 | 243 | 33 | 12 | 139 | 2 | 8 | 14 | 45 | 18 |
| Kolonga | 1,145 | 216 | 130 | 451 | 37 | 23 | 146 | 3 | 9 | 8 | 109 | 13 |
| Afa | 474 | 71 | 49 | 189 | 12 | 11 | 70 | 5 | 2 | 3 | 53 | 9 |
| Niutoua | 671 | 130 | 74 | 293 | 14 | 17 | 76 | 1 | 7 | 5 | 50 | 4 |
| Eueiki | 77 | 12 | 10 | 34 | 1 | 1 | 11 | 3 | 0 | 0 | 5 | 0 |
| Fukave | 1 | 1 | 0 | 0 | 0 | 0 | 0 | 0 | 0 | 0 | 0 | 0 |
| Nukunuku | 7,970 | 1,391 | 931 | 3,280 | 263 | 137 | 916 | 41 | 56 | 54 | 801 | 100 |
| NUkunuku | 2,007 | 370 | 248 | 880 | 56 | 36 | 186 | 4 | 10 | 6 | 196 | 15 |
| Matahau | 581 | 105 | 72 | 238 | 24 | 8 | 67 | 2 | 3 | 9 | 53 | 0 |
| Matafonua | 233 | 45 | 28 | 81 | 12 | 2 | 34 | 2 | 3 | 4 | 20 | 2 |
| Fatai | 311 | 59 | 43 | 127 | 13 | 7 | 23 | 0 | 7 | 3 | 27 | 2 |
| Lakepa | 313 | 54 | 37 | 142 | 5 | 3 | 41 | 6 | 0 | 2 | 23 | 0 |
| Vaotu'u | 493 | 81 | 59 | 202 | 25 | 12 | 54 | 2 | 7 | 0 | 38 | 13 |
| Utulau | 614 | 98 | 56 | 242 | 20 | 7 | 101 | 2 | 3 | 1 | 80 | 4 |
| Ha'alalo | 610 | 103 | 60 | 229 | 26 | 19 | 65 | 2 | 4 | 8 | 77 | 17 |
| Ha'akame | 747 | 116 | 87 | 305 | 26 | 13 | 75 | 5 | 4 | 6 | 95 | 15 |
| Houma | 2,061 | 360 | 241 | 834 | 56 | 30 | 270 | 16 | 15 | 15 | 192 | 32 |
| Kolovai | 4,249 | 740 | 483 | 1,571 | 125 | 54 | 663 | 21 | 32 | 51 | 474 | 35 |
| Kolovai | 618 | 118 | 65 | 221 | 7 | 3 | 121 | 1 | 9 | 1 | 64 | 8 |
| Te'ekiu | 570 | 104 | 68 | 238 | 30 | 9 | 55 | 2 | 5 | 5 | 43 | 11 |
| Masilamea | 221 | 34 | 29 | 74 | 10 | 2 | 41 | 3 | 0 | 4 | 24 | 0 |
| Fahefa | 408 | 71 | 45 | 138 | 15 | 12 | 83 | 1 | 0 | 5 | 38 | 0 |
| Ha'utu | 268 | 39 | 26 | 96 | 12 | 0 | 45 | 3 | 3 | 4 | 35 | 5 |
| Kala'au | 152 | 26 | 14 | 54 | 5 | 4 | 17 | 1 | 0 | 2 | 29 | 0 |
| Fo'ui | 653 | 104 | 79 | 252 | 10 | 6 | 99 | 2 | 5 | 21 | 73 | 2 |

| Island/District/Region | Total | Head | Spouse | Biological son/daughter | Adopted son/daughter | Brother/Sister | Grandchild | Parent of Head | Parent of Spouse | Child of Spouse | Othe Relatives | No Relationship |
|------------------------|---------------|--------------|--------------|-------------------------|----------------------|----------------|--------------|----------------|------------------|-----------------|----------------|-----------------|
| Ha'avakatolo | 195 | 40 | 22 | 76 | 2 | 4 | 26 | 0 | 0 | 2 | 21 | 2 |
| Ahau | 393 | 61 | 35 | 137 | 11 | 6 | 75 | 3 | 2 | 1 | 58 | 4 |
| Kanokupolu | 325 | 65 | 44 | 120 | 14 | 0 | 41 | 4 | 2 | 3 | 30 | 2 |
| Ha'atafu | 269 | 47 | 34 | 105 | 4 | 5 | 31 | 0 | 4 | 2 | 36 | 1 |
| Atata | 177 | 31 | 22 | 60 | 5 | 3 | 29 | 1 | 2 | 1 | 23 | 0 |
| Vava'u | 13,632 | 2,715 | 1,787 | 5,540 | 474 | 196 | 1,710 | 80 | 110 | 71 | 822 | 127 |
| Neiafu | 5,178 | 1,041 | 683 | 2,097 | 158 | 74 | 640 | 23 | 36 | 26 | 331 | 69 |
| Neiafu | 3,658 | 743 | 475 | 1,518 | 76 | 50 | 456 | 17 | 24 | 20 | 229 | 50 |
| Makave | 381 | 72 | 53 | 148 | 21 | 9 | 41 | 1 | 4 | 2 | 24 | 6 |
| Toula | 381 | 83 | 58 | 136 | 27 | 1 | 45 | 1 | 3 | 0 | 21 | 6 |
| Utui | 300 | 55 | 42 | 128 | 13 | 6 | 38 | 2 | 1 | 1 | 11 | 3 |
| Ofu | 120 | 26 | 15 | 37 | 8 | 1 | 10 | 1 | 1 | 1 | 20 | 0 |
| Okoa | 261 | 48 | 32 | 101 | 12 | 4 | 36 | 1 | 0 | 2 | 21 | 4 |
| Olo'ua | 77 | 14 | 8 | 29 | 1 | 3 | 14 | 0 | 3 | 0 | 5 | 0 |
| Pangaimotu | 1,235 | 232 | 153 | 508 | 43 | 22 | 167 | 6 | 11 | 5 | 81 | 7 |
| Pangaimotu | 657 | 125 | 82 | 237 | 26 | 14 | 102 | 4 | 8 | 1 | 54 | 4 |
| Utulei | 116 | 24 | 15 | 41 | 8 | 2 | 20 | 0 | 0 | 4 | 2 | 0 |
| Nga'unoho | 179 | 27 | 21 | 107 | 0 | 0 | 18 | 2 | 0 | 0 | 2 | 2 |
| Utungake | 283 | 56 | 35 | 123 | 9 | 6 | 27 | 0 | 3 | 0 | 23 | 1 |
| Hahake | 2,021 | 403 | 273 | 858 | 76 | 19 | 261 | 13 | 23 | 8 | 75 | 12 |
| Ha'alaufu | 372 | 84 | 47 | 147 | 13 | 5 | 50 | 3 | 4 | 3 | 9 | 7 |
| Ha'akio | 125 | 23 | 17 | 54 | 2 | 3 | 14 | 1 | 0 | 0 | 10 | 1 |
| Houma | 103 | 17 | 12 | 43 | 7 | 1 | 6 | 0 | 2 | 3 | 11 | 1 |
| Mangia | 102 | 17 | 14 | 58 | 1 | 0 | 5 | 3 | 3 | 0 | 0 | 1 |
| Ta'anea | 644 | 128 | 86 | 262 | 36 | 4 | 96 | 0 | 5 | 2 | 25 | 0 |
| Tu'anekeviale | 403 | 82 | 59 | 193 | 5 | 3 | 41 | 4 | 5 | 0 | 9 | 2 |
| Koloa | 142 | 31 | 23 | 55 | 3 | 0 | 23 | 0 | 2 | 0 | 5 | 0 |
| Holeva | 130 | 21 | 15 | 46 | 9 | 3 | 26 | 2 | 2 | 0 | 6 | 0 |
| Leimatu'a | 2,489 | 482 | 305 | 1,046 | 93 | 31 | 320 | 9 | 19 | 13 | 169 | 2 |
| Leimatu'a | 1,215 | 235 | 152 | 497 | 55 | 10 | 169 | 5 | 8 | 4 | 80 | 0 |
| Holonga | 387 | 83 | 52 | 145 | 9 | 4 | 49 | 3 | 3 | 8 | 29 | 2 |
| Feletoa | 363 | 58 | 35 | 158 | 11 | 12 | 54 | 1 | 5 | 0 | 29 | 0 |
| Mataika | 524 | 106 | 66 | 246 | 18 | 5 | 48 | 0 | 3 | 1 | 31 | 0 |
| Hihifo | 1,988 | 385 | 251 | 772 | 78 | 34 | 238 | 25 | 18 | 19 | 137 | 31 |
| Longomapu | 546 | 109 | 63 | 204 | 27 | 9 | 70 | 4 | 11 | 3 | 35 | 11 |

| Island/District/Region | Total | Head | Spouse | Biological son/daughter | Adopted son/daughter | Brother/Sister | Grandchild | Parent of Head | Parent of Spouse | Child of Spouse | Othe Relatives | No Relationship |
|------------------------|--------------|--------------|------------|-------------------------|----------------------|----------------|------------|----------------|------------------|-----------------|----------------|-----------------|
| Taoa | 537 | 98 | 69 | 222 | 30 | 11 | 63 | 6 | 3 | 3 | 32 | 0 |
| Tefisi | 532 | 102 | 70 | 209 | 14 | 9 | 54 | 10 | 2 | 4 | 38 | 20 |
| Vaimalo | 112 | 23 | 19 | 52 | 0 | 0 | 13 | 1 | 0 | 1 | 3 | 0 |
| Tu'anuku | 261 | 53 | 30 | 85 | 7 | 5 | 38 | 4 | 2 | 8 | 29 | 0 |
| Motu | 721 | 172 | 122 | 259 | 26 | 16 | 84 | 4 | 3 | 0 | 29 | 6 |
| Kapa | 42 | 10 | 9 | 15 | 0 | 3 | 4 | 1 | 0 | 0 | 0 | 0 |
| Falevai | 79 | 20 | 14 | 30 | 2 | 0 | 7 | 0 | 0 | 0 | 6 | 0 |
| Otea | 96 | 23 | 15 | 35 | 2 | 0 | 14 | 0 | 0 | 0 | 7 | 0 |
| Lape | 24 | 5 | 4 | 14 | 1 | 0 | 0 | 0 | 0 | 0 | 0 | 0 |
| Matamaka | 79 | 23 | 15 | 32 | 1 | 2 | 3 | 1 | 1 | 0 | 0 | 1 |
| Nuapapu | 98 | 23 | 20 | 35 | 2 | 0 | 15 | 0 | 0 | 0 | 1 | 2 |
| Ovaka | 97 | 20 | 11 | 26 | 10 | 2 | 21 | 2 | 1 | 0 | 4 | 0 |
| Taunga | 28 | 9 | 3 | 9 | 1 | 1 | 2 | 0 | 0 | 0 | 3 | 0 |
| Hunga | 178 | 39 | 31 | 63 | 7 | 8 | 18 | 0 | 1 | 0 | 8 | 3 |
| Fo'eata Island | 0 | 0 | 0 | 0 | 0 | 0 | 0 | 0 | 0 | 0 | 0 | 0 |
| Ha'apai | 6,085 | 1,179 | 802 | 2,364 | 267 | 111 | 717 | 44 | 43 | 64 | 367 | 127 |
| Pangai | 2,187 | 433 | 288 | 838 | 114 | 52 | 205 | 20 | 12 | 16 | 158 | 51 |
| Pangai | 1,071 | 214 | 139 | 430 | 53 | 26 | 101 | 7 | 7 | 5 | 62 | 27 |
| Hihifo | 784 | 159 | 108 | 284 | 49 | 18 | 73 | 6 | 3 | 9 | 56 | 19 |
| Holopeka | 126 | 22 | 16 | 46 | 5 | 1 | 19 | 3 | 0 | 0 | 14 | 0 |
| Koulo | 206 | 38 | 25 | 78 | 7 | 7 | 12 | 4 | 2 | 2 | 26 | 5 |
| Foa | 1,383 | 236 | 175 | 573 | 58 | 8 | 207 | 6 | 13 | 20 | 67 | 20 |
| Fangale'ounga | 140 | 24 | 17 | 63 | 5 | 1 | 23 | 0 | 0 | 0 | 7 | 0 |
| Fotua | 259 | 42 | 28 | 125 | 4 | 1 | 31 | 3 | 6 | 10 | 3 | 6 |
| Lotofoa | 413 | 70 | 53 | 161 | 12 | 2 | 72 | 1 | 3 | 2 | 35 | 2 |
| faleloa | 371 | 64 | 47 | 156 | 8 | 4 | 59 | 0 | 2 | 6 | 14 | 11 |
| Ha'afakahenga | 90 | 17 | 12 | 33 | 14 | 0 | 12 | 0 | 2 | 0 | 0 | 0 |
| Ha'ateiho Sii' | 110 | 19 | 18 | 35 | 15 | 0 | 10 | 2 | 0 | 2 | 8 | 1 |
| Lulunga | 923 | 184 | 132 | 361 | 32 | 16 | 121 | 4 | 1 | 15 | 36 | 21 |
| Ha'afeva island | 297 | 57 | 43 | 110 | 12 | 4 | 49 | 0 | 1 | 6 | 9 | 6 |
| Tungua | 187 | 37 | 31 | 75 | 8 | 4 | 21 | 1 | 0 | 7 | 1 | 2 |
| Fotuha'a | 105 | 19 | 13 | 37 | 6 | 0 | 16 | 1 | 0 | 0 | 0 | 13 |
| 'O'ua | 116 | 25 | 13 | 46 | 4 | 2 | 20 | 0 | 0 | 0 | 6 | 0 |
| Matuku | 89 | 16 | 13 | 48 | 0 | 1 | 7 | 0 | 0 | 0 | 4 | 0 |
| Kotu | 129 | 30 | 19 | 45 | 2 | 5 | 8 | 2 | 0 | 2 | 16 | 0 |

| Island/District/Region | Total | Head | Spouse | Biological son/daughter | Adopted son/daughter | Brother/Sister | Grandchild | Parent of Head | Parent of Spouse | Child of Spouse | Othe Relatives | No Relationship |
|------------------------|--------------|------------|------------|-------------------------|----------------------|----------------|------------|----------------|------------------|-----------------|----------------|-----------------|
| Mu'omu'a | 432 | 99 | 50 | 144 | 7 | 7 | 59 | 1 | 3 | 5 | 47 | 10 |
| Nomuka | 369 | 81 | 43 | 118 | 5 | 6 | 52 | 1 | 3 | 5 | 46 | 9 |
| Mango | 31 | 8 | 4 | 14 | 0 | 0 | 4 | 0 | 0 | 0 | 1 | 0 |
| Fonoifua | 32 | 10 | 3 | 12 | 2 | 1 | 3 | 0 | 0 | 0 | 0 | 1 |
| Ha'ano | 478 | 89 | 63 | 205 | 14 | 19 | 42 | 4 | 7 | 1 | 28 | 6 |
| Fakakai | 150 | 25 | 16 | 65 | 4 | 7 | 15 | 1 | 2 | 0 | 14 | 1 |
| Pukotala | 89 | 18 | 14 | 43 | 2 | 0 | 6 | 0 | 3 | 0 | 3 | 0 |
| Ha'ano | 123 | 24 | 19 | 56 | 7 | 2 | 5 | 1 | 1 | 1 | 3 | 4 |
| Muitoa | 53 | 7 | 5 | 19 | 1 | 2 | 14 | 2 | 1 | 0 | 2 | 0 |
| Mo'unga'one | 63 | 15 | 9 | 22 | 0 | 8 | 2 | 0 | 0 | 0 | 6 | 1 |
| 'Uiha | 682 | 138 | 94 | 243 | 42 | 9 | 83 | 9 | 7 | 7 | 31 | 19 |
| Uiha | 378 | 76 | 52 | 144 | 24 | 3 | 52 | 4 | 2 | 2 | 14 | 5 |
| Felemea | 180 | 31 | 25 | 62 | 12 | 4 | 13 | 2 | 5 | 5 | 7 | 14 |
| Lofanga | 124 | 31 | 17 | 37 | 6 | 2 | 18 | 3 | 0 | 0 | 10 | 0 |
| Eua | 4,918 | 885 | 591 | 1,891 | 187 | 72 | 765 | 21 | 34 | 30 | 356 | 86 |
| Eua Motu'a | 2,781 | 508 | 341 | 1,098 | 112 | 40 | 385 | 12 | 24 | 11 | 179 | 71 |
| Ohonua | 1,242 | 221 | 146 | 477 | 58 | 9 | 196 | 4 | 11 | 1 | 90 | 29 |
| Tufuvai | 231 | 41 | 27 | 101 | 14 | 6 | 20 | 3 | 1 | 2 | 13 | 3 |
| Pangai | 326 | 59 | 45 | 138 | 13 | 5 | 26 | 2 | 6 | 5 | 23 | 4 |
| Houma | 278 | 55 | 38 | 95 | 6 | 10 | 41 | 3 | 2 | 1 | 11 | 16 |
| Ha'atu'a | 514 | 96 | 64 | 215 | 13 | 5 | 72 | 0 | 3 | 2 | 36 | 8 |
| Ta'anga | 190 | 36 | 21 | 72 | 8 | 5 | 30 | 0 | 1 | 0 | 6 | 11 |
| 'Eua fo'ou | 2,137 | 377 | 250 | 793 | 75 | 32 | 380 | 9 | 10 | 19 | 177 | 15 |
| Angaha | 387 | 65 | 43 | 154 | 16 | 7 | 62 | 2 | 3 | 3 | 27 | 5 |
| Futu | 264 | 51 | 31 | 106 | 0 | 4 | 42 | 1 | 2 | 7 | 18 | 2 |
| Esia | 225 | 37 | 22 | 75 | 10 | 4 | 52 | 2 | 0 | 2 | 15 | 6 |
| Sapa'ata | 171 | 24 | 21 | 65 | 4 | 4 | 24 | 1 | 0 | 0 | 28 | 0 |
| Fata'ulua | 227 | 36 | 24 | 69 | 15 | 3 | 53 | 0 | 0 | 0 | 26 | 1 |
| Mu'a | 155 | 28 | 14 | 56 | 3 | 1 | 39 | 1 | 0 | 0 | 13 | 0 |
| Tongamama'o | 179 | 29 | 18 | 66 | 4 | 1 | 41 | 0 | 1 | 3 | 16 | 0 |
| Petani | 271 | 57 | 39 | 108 | 13 | 5 | 33 | 0 | 3 | 1 | 11 | 1 |
| Mata'aho | 258 | 50 | 38 | 94 | 10 | 3 | 34 | 2 | 1 | 3 | 23 | 0 |
| Ongo Niu | 1,215 | 273 | 169 | 470 | 39 | 25 | 149 | 7 | 6 | 2 | 69 | 6 |
| Niuatoputapu | 722 | 172 | 107 | 272 | 19 | 11 | 99 | 4 | 4 | 1 | 32 | 1 |
| Hihifo | 296 | 71 | 35 | 105 | 8 | 5 | 50 | 3 | 2 | 0 | 17 | 0 |

| Island/District/Region | Total | Head | Spouse | Biological son/daughter | Adopted son/daughter | Brother/Sister | Grandchild | Parent of Head | Parent of Spouse | Child of Spouse | Othe Relatives | No Relationship |
|---------------------------|---------------|---------------|--------------|-------------------------|----------------------|----------------|---------------|----------------|------------------|-----------------|----------------|-----------------|
| Vaipoa | 172 | 37 | 32 | 64 | 6 | 3 | 22 | 1 | 1 | 0 | 5 | 1 |
| Falehau | 223 | 56 | 35 | 94 | 5 | 2 | 19 | 0 | 1 | 1 | 10 | 0 |
| Tafahi | 31 | 8 | 5 | 9 | 0 | 1 | 8 | 0 | 0 | 0 | 0 | 0 |
| Niuafu'ou | 493 | 101 | 62 | 198 | 20 | 14 | 50 | 3 | 2 | 1 | 37 | 5 |
| Esia | 127 | 26 | 17 | 50 | 4 | 5 | 18 | 1 | 1 | 0 | 5 | 0 |
| Kolofo'ou | 43 | 11 | 6 | 18 | 3 | 0 | 3 | 0 | 1 | 0 | 0 | 1 |
| Sapaata | 145 | 26 | 16 | 70 | 1 | 1 | 13 | 1 | 0 | 0 | 14 | 3 |
| Fata'ulua | 64 | 13 | 9 | 24 | 4 | 3 | 6 | 0 | 0 | 0 | 4 | 1 |
| Mata'aho | 16 | 3 | 2 | 8 | 1 | 2 | 0 | 0 | 0 | 0 | 0 | 0 |
| Mu'a | 15 | 6 | 2 | 0 | 2 | 0 | 5 | 0 | 0 | 0 | 0 | 0 |
| Tongamama'o | 15 | 2 | 2 | 10 | 1 | 0 | 0 | 0 | 0 | 0 | 0 | 0 |
| Petani | 68 | 14 | 8 | 18 | 4 | 3 | 5 | 1 | 0 | 1 | 14 | 0 |
| Urban | 22,704 | 4,089 | 2,449 | 8,615 | 584 | 556 | 2,883 | 133 | 193 | 122 | 2,724 | 356 |
| Rural | 76,896 | 13,916 | 9,139 | 30,569 | 2,569 | 1,311 | 10,161 | 408 | 586 | 582 | 6,485 | 1,170 |
| Greater Nuku'alofa | 34,578 | 6,139 | 3,781 | 13,170 | 984 | 789 | 4,425 | 184 | 309 | 215 | 4,005 | 577 |

Table H 5: Private households construction material used for outside wall of main dwelling, by division, district, village and region.

| Division/District/ region | Main material of wall | | | | | |
|------------------------------|-----------------------|-------------------|--------------------------|-------------------------------|-------------------------|-----------|
| | Total | Wood, Masonite | Metal, iron, aluminum | Concrete, cement, brick | Traditional material | Other |
| TONGA | 18,005 | 10,391 | 666 | 6,864 | 39 | 45 |
| Tongatapu | 12,953 | 7,310 | 442 | 5,140 | 29 | 32 |
| Kolofo'ou | 3,108 | 1,800 | 91 | 1,207 | 8 | 2 |
| Kolofo'ou | 1,475 | 897 | 38 | 537 | 2 | 1 |
| Ma'ufanga | 1,237 | 692 | 32 | 509 | 3 | 1 |
| Nukumotu | 8 | 5 | 2 | 1 | 0 | 0 |
| Popua | 312 | 165 | 9 | 137 | 1 | 0 |
| Tukutonga | 75 | 41 | 10 | 22 | 2 | 0 |
| Pangaimotu | 1 | 0 | 0 | 1 | 0 | 0 |
| Kolomotu'a | 3,031 | 1,797 | 79 | 1,139 | 5 | 11 |
| Kolomotu'a | 1,377 | 813 | 27 | 532 | 3 | 2 |
| Havelu | 617 | 406 | 16 | 195 | 0 | 0 |
| Tofoa | 590 | 327 | 22 | 232 | 0 | 9 |
| Hofoa | 193 | 106 | 3 | 82 | 2 | 0 |
| Puke | 156 | 66 | 8 | 82 | 0 | 0 |
| Sia'atoutai | 98 | 79 | 3 | 16 | 0 | 0 |
| Vaini | 2,201 | 1,228 | 83 | 880 | 4 | 6 |
| Vaini | 576 | 313 | 28 | 232 | 1 | 2 |
| Malapo | 106 | 56 | 2 | 48 | 0 | 0 |
| Longoteme | 101 | 65 | 4 | 30 | 0 | 2 |
| Folaha | 162 | 100 | 8 | 53 | 1 | 0 |
| Nukuhetulu | 63 | 49 | 1 | 13 | 0 | 0 |
| Veitongo | 179 | 93 | 7 | 79 | 0 | 0 |
| Ha'ateiho | 449 | 238 | 16 | 193 | 2 | 0 |
| Pea | 345 | 189 | 11 | 144 | 0 | 1 |
| Tokomololo | 220 | 125 | 6 | 88 | 0 | 1 |
| Tatakamotonga | 1,248 | 672 | 50 | 520 | 2 | 4 |
| Tatakamotonga | 324 | 194 | 12 | 118 | 0 | 0 |
| Holonga | 89 | 45 | 3 | 40 | 0 | 1 |
| Pelehake | 149 | 74 | 3 | 69 | 1 | 2 |
| Fua'amotu | 309 | 160 | 9 | 139 | 0 | 1 |
| Nakolo | 65 | 32 | 5 | 28 | 0 | 0 |
| Ha'asini | 158 | 97 | 10 | 51 | 0 | 0 |
| Lavengatonga | 65 | 32 | 3 | 29 | 1 | 0 |
| Haveluliku | 26 | 16 | 2 | 8 | 0 | 0 |
| Fatumu | 63 | 22 | 3 | 38 | 0 | 0 |
| Lapaha | 1,234 | 615 | 55 | 559 | 3 | 2 |
| Lapaha | 331 | 186 | 6 | 138 | 0 | 1 |
| Talasiu | 58 | 38 | 8 | 12 | 0 | 0 |
| Hoi | 75 | 48 | 5 | 21 | 1 | 0 |
| Nukuleka | 45 | 30 | 2 | 13 | 0 | 0 |
| Makaunga | 58 | 39 | 2 | 17 | 0 | 0 |
| Talafo'ou | 74 | 45 | 5 | 24 | 0 | 0 |
| Manuka | 46 | 12 | 1 | 33 | 0 | 0 |
| Navutoka | 117 | 48 | 4 | 64 | 0 | 1 |
| Kolonga | 216 | 84 | 8 | 124 | 0 | 0 |
| Afa | 71 | 31 | 7 | 32 | 1 | 0 |
| Niutoua | 130 | 42 | 7 | 80 | 1 | 0 |
| Eueiki | 12 | 11 | 0 | 1 | 0 | 0 |

| Division/District/ region | Main material of wall | | | | | |
|------------------------------|-----------------------|-------------------|--------------------------|-------------------------------|-------------------------|----------|
| | Total | Wood, Masonite | Metal, iron, aluminum | Concrete, cement, brick | Traditional material | Other |
| Fukave | 1 | 1 | 0 | 0 | 0 | 0 |
| Nukunuku | 1,391 | 749 | 59 | 571 | 7 | 5 |
| NUkunuku | 370 | 226 | 14 | 124 | 4 | 2 |
| Matahau | 105 | 66 | 3 | 36 | 0 | 0 |
| Matafonua | 45 | 21 | 1 | 22 | 0 | 1 |
| Fatai | 59 | 44 | 0 | 15 | 0 | 0 |
| Lakepa | 54 | 45 | 4 | 5 | 0 | 0 |
| Vaotu'u | 81 | 47 | 3 | 31 | 0 | 0 |
| Utulau | 98 | 36 | 4 | 58 | 0 | 0 |
| Ha'alalo | 103 | 45 | 4 | 53 | 1 | 0 |
| Ha'akame | 116 | 42 | 9 | 63 | 1 | 1 |
| Houma | 360 | 177 | 17 | 164 | 1 | 1 |
| Kolovai | 740 | 449 | 25 | 264 | 0 | 2 |
| Kolovai | 118 | 76 | 5 | 36 | 0 | 1 |
| Te'ekiu | 104 | 58 | 6 | 40 | 0 | 0 |
| Masilamea | 34 | 22 | 1 | 11 | 0 | 0 |
| Fahefa | 71 | 43 | 0 | 28 | 0 | 0 |
| Ha'utu | 39 | 17 | 3 | 19 | 0 | 0 |
| Kala'au | 26 | 15 | 1 | 10 | 0 | 0 |
| Fo'ui | 104 | 59 | 4 | 41 | 0 | 0 |
| Ha'avakatolo | 40 | 32 | 1 | 7 | 0 | 0 |
| Ahau | 61 | 38 | 2 | 21 | 0 | 0 |
| Kanokupolu | 65 | 36 | 1 | 28 | 0 | 0 |
| Ha'atafu | 47 | 28 | 0 | 18 | 0 | 1 |
| Atata | 31 | 25 | 1 | 5 | 0 | 0 |
| Vava'u | 2,715 | 1,516 | 122 | 1,063 | 7 | 7 |
| Neiafu | 1,041 | 566 | 25 | 445 | 1 | 4 |
| Neiafu | 743 | 373 | 18 | 349 | 0 | 3 |
| Makave | 72 | 49 | 1 | 22 | 0 | 0 |
| Toula | 83 | 46 | 3 | 33 | 1 | 0 |
| Utui | 55 | 40 | 3 | 12 | 0 | 0 |
| Ofu | 26 | 18 | 0 | 8 | 0 | 0 |
| Okoa | 48 | 30 | 0 | 18 | 0 | 0 |
| Olo'ua | 14 | 10 | 0 | 3 | 0 | 1 |
| Pangaimotu | 232 | 122 | 10 | 97 | 2 | 1 |
| Pangaimotu | 125 | 59 | 7 | 57 | 2 | 0 |
| Utulei | 24 | 12 | 1 | 11 | 0 | 0 |
| Nga'unoho | 27 | 14 | 0 | 13 | 0 | 0 |
| Utungake | 56 | 37 | 2 | 16 | 0 | 1 |
| Hahake | 403 | 220 | 19 | 161 | 3 | 0 |
| Ha'alaufuli | 84 | 44 | 0 | 40 | 0 | 0 |
| Ha'akio | 23 | 9 | 0 | 14 | 0 | 0 |
| Houma | 17 | 12 | 0 | 5 | 0 | 0 |
| Mangia | 17 | 14 | 0 | 3 | 0 | 0 |
| Ta'anea | 128 | 52 | 15 | 60 | 1 | 0 |
| Tu'anevivale | 82 | 62 | 3 | 16 | 1 | 0 |
| Koloa | 31 | 21 | 1 | 8 | 1 | 0 |
| Holeva | 21 | 6 | 0 | 15 | 0 | 0 |
| Leimatu'a | 482 | 260 | 29 | 193 | 0 | 0 |
| Leimatu'a | 235 | 131 | 16 | 88 | 0 | 0 |
| Holonga | 83 | 38 | 4 | 41 | 0 | 0 |

| Division/District/ region | Main material of wall | | | | | |
|------------------------------|-----------------------|-------------------|--------------------------|-------------------------------|-------------------------|----------|
| | Total | Wood, Masonite | Metal, iron, aluminum | Concrete, cement, brick | Traditional material | Other |
| Feletoa | 58 | 33 | 1 | 24 | 0 | 0 |
| Mataika | 106 | 58 | 8 | 40 | 0 | 0 |
| Hihifo | 385 | 218 | 31 | 135 | 0 | 1 |
| Longomapu | 109 | 58 | 12 | 39 | 0 | 0 |
| Taoa | 98 | 59 | 7 | 32 | 0 | 0 |
| Tefisi | 102 | 62 | 6 | 34 | 0 | 0 |
| Vaimalo | 23 | 11 | 5 | 7 | 0 | 0 |
| Tu'anuku | 53 | 28 | 1 | 23 | 0 | 1 |
| Motu | 172 | 130 | 8 | 32 | 1 | 1 |
| Kapa | 10 | 9 | 0 | 1 | 0 | 0 |
| Falevai | 20 | 16 | 0 | 4 | 0 | 0 |
| Otea | 23 | 10 | 2 | 11 | 0 | 0 |
| Lape | 5 | 4 | 1 | 0 | 0 | 0 |
| Matamaka | 23 | 15 | 1 | 7 | 0 | 0 |
| Nuapapu | 23 | 22 | 0 | 1 | 0 | 0 |
| Ovaka | 20 | 17 | 0 | 1 | 1 | 1 |
| Taunga | 9 | 6 | 0 | 3 | 0 | 0 |
| Hunga | 39 | 31 | 4 | 4 | 0 | 0 |
| Foeta Island | 0 | 0 | 0 | 0 | 0 | 0 |
| Ha'apai | 1,179 | 938 | 51 | 186 | 3 | 1 |
| Pangai | 433 | 343 | 16 | 73 | 1 | 0 |
| Pangai | 214 | 175 | 8 | 31 | 0 | 0 |
| Hihifo | 159 | 128 | 4 | 26 | 1 | 0 |
| Holopeka | 22 | 14 | 0 | 8 | 0 | 0 |
| Koulo | 38 | 26 | 4 | 8 | 0 | 0 |
| Foa | 236 | 164 | 15 | 57 | 0 | 0 |
| Fangale'ounga | 24 | 15 | 3 | 6 | 0 | 0 |
| Fotua | 42 | 36 | 1 | 5 | 0 | 0 |
| Lotofoa | 70 | 47 | 4 | 19 | 0 | 0 |
| faleloa | 64 | 35 | 5 | 24 | 0 | 0 |
| Ha'afakahenga | 17 | 15 | 1 | 1 | 0 | 0 |
| Ha'ateiho Si'i | 19 | 16 | 1 | 2 | 0 | 0 |
| Lulunga | 184 | 162 | 6 | 14 | 1 | 1 |
| Ha'afeva island | 57 | 50 | 1 | 5 | 1 | 0 |
| Tungua | 37 | 32 | 0 | 4 | 0 | 1 |
| Fotuha'a | 19 | 17 | 2 | 0 | 0 | 0 |
| 'O'ua | 25 | 21 | 1 | 3 | 0 | 0 |
| Matuku | 16 | 13 | 2 | 1 | 0 | 0 |
| Kotu | 30 | 29 | 0 | 1 | 0 | 0 |
| Mu'omu'a | 99 | 80 | 4 | 15 | 0 | 0 |
| Nomuka | 81 | 65 | 4 | 12 | 0 | 0 |
| Mango | 8 | 8 | 0 | 0 | 0 | 0 |
| Fonoifua | 10 | 7 | 0 | 3 | 0 | 0 |
| Ha'ano | 89 | 71 | 5 | 13 | 0 | 0 |
| Fakakai | 25 | 21 | 0 | 4 | 0 | 0 |
| Pukotala | 18 | 13 | 3 | 2 | 0 | 0 |
| Ha'ano | 24 | 20 | 2 | 2 | 0 | 0 |
| Muitoa | 7 | 5 | 0 | 2 | 0 | 0 |
| Mo'unga'one | 15 | 12 | 0 | 3 | 0 | 0 |
| 'Uiha | 138 | 118 | 5 | 14 | 1 | 0 |
| Uiha | 76 | 62 | 4 | 10 | 0 | 0 |

| Division/District/ region | Main material of wall | | | | | |
|------------------------------|-----------------------|-------------------|--------------------------|-------------------------------|-------------------------|-----------|
| | Total | Wood, Masonite | Metal, iron, aluminum | Concrete, cement, brick | Traditional material | Other |
| Felemea | 31 | 30 | 0 | 1 | 0 | 0 |
| Lofanga | 31 | 26 | 1 | 3 | 1 | 0 |
| Eua | 885 | 425 | 37 | 418 | 0 | 5 |
| Eua Motu'a | 508 | 261 | 27 | 216 | 0 | 4 |
| Ohonua | 221 | 119 | 14 | 87 | 0 | 1 |
| Tufuvai | 41 | 13 | 0 | 27 | 0 | 1 |
| Pangai | 59 | 30 | 4 | 24 | 0 | 1 |
| Houma | 55 | 29 | 5 | 21 | 0 | 0 |
| Ha'atu'a | 96 | 56 | 1 | 38 | 0 | 1 |
| Ta'anga | 36 | 14 | 3 | 19 | 0 | 0 |
| 'Eua fo'ou | 377 | 164 | 10 | 202 | 0 | 1 |
| Angaha | 65 | 27 | 2 | 35 | 0 | 1 |
| Futu | 51 | 23 | 4 | 24 | 0 | 0 |
| Esia | 37 | 5 | 1 | 31 | 0 | 0 |
| Sapa'ata | 24 | 10 | 0 | 14 | 0 | 0 |
| Fata'ulua | 36 | 16 | 0 | 20 | 0 | 0 |
| Mu'a | 28 | 13 | 0 | 15 | 0 | 0 |
| Tongamama'o | 29 | 13 | 0 | 16 | 0 | 0 |
| Petani | 57 | 36 | 2 | 19 | 0 | 0 |
| Mata'aho | 50 | 21 | 1 | 28 | 0 | 0 |
| Ongo Niua | 273 | 202 | 14 | 57 | 0 | 0 |
| Niuafo'ou | 172 | 115 | 6 | 51 | 0 | 0 |
| Hihifo | 71 | 55 | 0 | 16 | 0 | 0 |
| Vaipoa | 37 | 7 | 2 | 28 | 0 | 0 |
| Falehau | 56 | 48 | 1 | 7 | 0 | 0 |
| Tafari | 8 | 5 | 3 | 0 | 0 | 0 |
| Niuafo'ou | 101 | 87 | 8 | 6 | 0 | 0 |
| Esia | 26 | 21 | 3 | 2 | 0 | 0 |
| Kolofo'ou | 11 | 10 | 0 | 1 | 0 | 0 |
| Sapaata | 26 | 24 | 0 | 2 | 0 | 0 |
| Fata'ulua | 13 | 12 | 1 | 0 | 0 | 0 |
| Mata'aho | 3 | 2 | 1 | 0 | 0 | 0 |
| Mu'a | 6 | 5 | 1 | 0 | 0 | 0 |
| Tongamama'o | 2 | 1 | 1 | 0 | 0 | 0 |
| Petani | 14 | 12 | 1 | 1 | 0 | 0 |
| Urban | 4,089 | 2,402 | 97 | 1,578 | 8 | 4 |
| Rural | 13,916 | 7,989 | 569 | 5,286 | 31 | 41 |
| Greater Nuku'alofa | 6,139 | 3,597 | 170 | 2,346 | 13 | 13 |

Table H 6: Private households' construction material used for the roof and floor of main dwelling by division, district, village and region

| Division/District/ region | Main material of roof | | | | | Main material of floor | | | | | | |
|------------------------------|-----------------------|-------------------|---------------------------|------------------------------|-------------------------|------------------------|---------------|-------------------|------------------------------|------------------------------|-------------------------|-----------|
| | Total | Wood, Masonite | Metal, iron, aluminium | Concrete, cement, bric | Traditional material | Other | Total | Wood/ Masonite | Metal/ iron/ aluminium | Concrete/ cement/ bric | Traditional material | Other |
| TONGA | 18,005 | 453 | 17,365 | 128 | 42 | 17 | 18,005 | 2,997 | 123 | 14,628 | 210 | 47 |
| Tongatapu | 12,953 | 329 | 12,492 | 95 | 28 | 9 | 12,953 | 1,766 | 83 | 10,929 | 142 | 33 |
| Kolofo'ou | 3,108 | 119 | 2,943 | 34 | 10 | 2 | 3,108 | 475 | 20 | 2,595 | 14 | 4 |
| Kolofo'ou | 1,475 | 77 | 1,377 | 19 | 1 | 1 | 1,475 | 293 | 5 | 1,173 | 1 | 3 |
| Ma'ufanga | 1,237 | 27 | 1,193 | 12 | 4 | 1 | 1,237 | 133 | 5 | 1,093 | 5 | 1 |
| Nukumotu | 8 | 0 | 6 | 0 | 2 | 0 | 8 | 5 | 0 | 2 | 1 | 0 |
| Popua | 312 | 10 | 299 | 2 | 1 | 0 | 312 | 29 | 4 | 278 | 1 | 0 |
| Tukutonga | 75 | 5 | 67 | 1 | 2 | 0 | 75 | 15 | 6 | 48 | 6 | 0 |
| Pangaimotu | 1 | 0 | 1 | 0 | 0 | 0 | 1 | 0 | 0 | 1 | 0 | 0 |
| Kolomotu'a | 3,031 | 65 | 2,939 | 21 | 5 | 1 | 3,031 | 474 | 19 | 2,510 | 19 | 9 |
| Kolomotu'a | 1,377 | 44 | 1,319 | 11 | 2 | 1 | 1,377 | 238 | 12 | 1,120 | 6 | 1 |
| Havelu | 617 | 11 | 601 | 5 | 0 | 0 | 617 | 109 | 2 | 498 | 1 | 7 |
| Tofoa | 590 | 4 | 584 | 1 | 1 | 0 | 590 | 71 | 3 | 513 | 3 | 0 |
| Hofoa | 193 | 3 | 189 | 1 | 0 | 0 | 193 | 28 | 0 | 158 | 7 | 0 |
| Puke | 156 | 0 | 152 | 2 | 2 | 0 | 156 | 25 | 0 | 128 | 2 | 1 |
| Sia'atoutai | 98 | 3 | 94 | 1 | 0 | 0 | 98 | 3 | 2 | 93 | 0 | 0 |
| Vaini | 2,201 | 30 | 2,152 | 14 | 4 | 1 | 2,201 | 266 | 16 | 1,888 | 29 | 2 |
| Vaini | 576 | 12 | 560 | 2 | 2 | 0 | 576 | 91 | 6 | 469 | 10 | 0 |
| Malapo | 106 | 0 | 106 | 0 | 0 | 0 | 106 | 16 | 2 | 88 | 0 | 0 |
| Longoteme | 101 | 1 | 100 | 0 | 0 | 0 | 101 | 13 | 0 | 87 | 1 | 0 |
| Folaha | 162 | 1 | 158 | 2 | 1 | 0 | 162 | 11 | 1 | 145 | 5 | 0 |
| Nukuhetulu | 63 | 2 | 61 | 0 | 0 | 0 | 63 | 7 | 0 | 56 | 0 | 0 |
| Veitongo | 179 | 2 | 174 | 3 | 0 | 0 | 179 | 9 | 3 | 166 | 1 | 0 |
| Ha'ateiho | 449 | 11 | 435 | 3 | 0 | 0 | 449 | 64 | 3 | 381 | 1 | 0 |
| Pea | 345 | 1 | 341 | 3 | 0 | 0 | 345 | 42 | 1 | 297 | 5 | 0 |
| Tokomololo | 220 | 0 | 217 | 1 | 1 | 1 | 220 | 13 | 0 | 199 | 6 | 2 |
| Tatakamotonga | 1,248 | 24 | 1,214 | 7 | 2 | 1 | 1,248 | 164 | 13 | 1,042 | 24 | 5 |
| Tatakamotonga | 324 | 6 | 315 | 3 | 0 | 0 | 324 | 42 | 4 | 274 | 2 | 2 |
| Holonga | 89 | 1 | 88 | 0 | 0 | 0 | 89 | 10 | 1 | 77 | 1 | 0 |
| Pelehake | 149 | 2 | 147 | 0 | 0 | 0 | 149 | 14 | 1 | 131 | 1 | 2 |
| Fua'amotu | 309 | 7 | 299 | 3 | 0 | 0 | 309 | 52 | 2 | 254 | 0 | 1 |
| Nakolo | 65 | 0 | 65 | 0 | 0 | 0 | 65 | 3 | 1 | 61 | 0 | 0 |

| Division/District/ region | Main material of roof | | | | | Main material of floor | | | | | | |
|------------------------------|-----------------------|-------------------|---------------------------|------------------------------|-------------------------|------------------------|--------------|-------------------|------------------------------|------------------------------|-------------------------|----------|
| | Total | Wood, Masonite | Metal, iron, aluminium | Concrete, cement, bric | Traditional material | Other | Total | Wood/ Masonite | Metal/ iron/ aluminium | Concrete/ cement/ bric | Traditional material | Other |
| | Ha'asini | 158 | 2 | 155 | 0 | 0 | 1 | 158 | 28 | 1 | 111 | 18 |
| Lavengatonga | 65 | 3 | 61 | 0 | 1 | 0 | 65 | 11 | 3 | 50 | 1 | 0 |
| Haveluliku | 26 | 3 | 22 | 0 | 1 | 0 | 26 | 0 | 0 | 25 | 1 | 0 |
| Fatumu | 63 | 0 | 62 | 1 | 0 | 0 | 63 | 4 | 0 | 59 | 0 | 0 |
| Lapaha | 1,234 | 11 | 1,215 | 5 | 3 | 0 | 1,234 | 128 | 6 | 1,073 | 24 | 3 |
| Lapaha | 331 | 5 | 325 | 1 | 0 | 0 | 331 | 50 | 2 | 278 | 1 | 0 |
| Talasiu | 58 | 0 | 58 | 0 | 0 | 0 | 58 | 5 | 0 | 45 | 7 | 1 |
| Hoi | 75 | 1 | 71 | 1 | 2 | 0 | 75 | 7 | 0 | 65 | 3 | 0 |
| Nukuleka | 45 | 1 | 44 | 0 | 0 | 0 | 45 | 2 | 0 | 43 | 0 | 0 |
| Makaunga | 58 | 0 | 58 | 0 | 0 | 0 | 58 | 10 | 0 | 45 | 3 | 0 |
| Talafo'ou | 74 | 0 | 74 | 0 | 0 | 0 | 74 | 7 | 0 | 67 | 0 | 0 |
| Manuka | 46 | 0 | 46 | 0 | 0 | 0 | 46 | 1 | 1 | 44 | 0 | 0 |
| Navutoka | 117 | 1 | 115 | 1 | 0 | 0 | 117 | 11 | 3 | 103 | 0 | 0 |
| Kolonga | 216 | 0 | 216 | 0 | 0 | 0 | 216 | 24 | 0 | 188 | 4 | 0 |
| Afa | 71 | 0 | 69 | 1 | 1 | 0 | 71 | 4 | 0 | 63 | 3 | 1 |
| Niutoua | 130 | 2 | 127 | 1 | 0 | 0 | 130 | 6 | 0 | 120 | 3 | 1 |
| Eueiki | 12 | 1 | 11 | 0 | 0 | 0 | 12 | 1 | 0 | 11 | 0 | 0 |
| Fukave | 1 | 0 | 1 | 0 | 0 | 0 | 1 | 0 | 0 | 1 | 0 | 0 |
| Nukunuku | 1,391 | 67 | 1,305 | 12 | 4 | 3 | 1,391 | 142 | 5 | 1,210 | 26 | 8 |
| NUkunuku | 370 | 4 | 364 | 0 | 0 | 2 | 370 | 64 | 1 | 299 | 6 | 0 |
| Matahau | 105 | 0 | 105 | 0 | 0 | 0 | 105 | 9 | 1 | 95 | 0 | 0 |
| Matafonua | 45 | 1 | 43 | 1 | 0 | 0 | 45 | 4 | 0 | 40 | 0 | 1 |
| Fatai | 59 | 2 | 57 | 0 | 0 | 0 | 59 | 9 | 0 | 50 | 0 | 0 |
| Lakepa | 54 | 2 | 52 | 0 | 0 | 0 | 54 | 5 | 0 | 49 | 0 | 0 |
| Vaotu'u | 81 | 0 | 79 | 0 | 1 | 1 | 81 | 12 | 0 | 62 | 7 | 0 |
| Utulau | 98 | 1 | 96 | 1 | 0 | 0 | 98 | 4 | 0 | 94 | 0 | 0 |
| Ha'alalo | 103 | 1 | 99 | 2 | 1 | 0 | 103 | 2 | 1 | 98 | 2 | 0 |
| Ha'akame | 116 | 0 | 115 | 0 | 1 | 0 | 116 | 3 | 0 | 106 | 5 | 2 |
| Houma | 360 | 56 | 295 | 8 | 1 | 0 | 360 | 30 | 2 | 317 | 6 | 5 |
| Kolovai | 740 | 13 | 724 | 2 | 0 | 1 | 740 | 117 | 4 | 611 | 6 | 2 |
| Kolovai | 118 | 3 | 113 | 1 | 0 | 1 | 118 | 33 | 0 | 84 | 0 | 1 |
| Te'ekiu | 104 | 0 | 104 | 0 | 0 | 0 | 104 | 9 | 0 | 90 | 4 | 1 |
| Masilamea | 34 | 0 | 34 | 0 | 0 | 0 | 34 | 2 | 0 | 32 | 0 | 0 |

| Division/District/ region | Main material of roof | | | | | Main material of floor | | | | | | |
|------------------------------|-----------------------|-------------------|---------------------------|------------------------------|-------------------------|------------------------|--------------|-------------------|------------------------------|------------------------------|-------------------------|----------|
| | Total | Wood, Masonite | Metal, iron, aluminium | Concrete, cement, bric | Traditional material | Other | Total | Wood/ Masonite | Metal/ iron/ aluminium | Concrete/ cement/ bric | Traditional material | Other |
| | Fahefa | 71 | 2 | 69 | 0 | 0 | 0 | 71 | 10 | 0 | 61 | 0 |
| Ha'utu | 39 | 1 | 37 | 1 | 0 | 0 | 39 | 5 | 0 | 33 | 1 | 0 |
| Kala'au | 26 | 1 | 25 | 0 | 0 | 0 | 26 | 4 | 0 | 22 | 0 | 0 |
| Fo'ui | 104 | 1 | 103 | 0 | 0 | 0 | 104 | 16 | 0 | 87 | 1 | 0 |
| Ha'avakatolo | 40 | 5 | 35 | 0 | 0 | 0 | 40 | 7 | 2 | 31 | 0 | 0 |
| Ahau | 61 | 0 | 61 | 0 | 0 | 0 | 61 | 14 | 1 | 46 | 0 | 0 |
| Kanokupolu | 65 | 0 | 65 | 0 | 0 | 0 | 65 | 7 | 0 | 58 | 0 | 0 |
| Ha'atafu | 47 | 0 | 47 | 0 | 0 | 0 | 47 | 3 | 1 | 43 | 0 | 0 |
| Atata | 31 | 0 | 31 | 0 | 0 | 0 | 31 | 7 | 0 | 24 | 0 | 0 |
| Vava'u | 2,715 | 79 | 2,595 | 25 | 12 | 4 | 2,715 | 600 | 25 | 2,053 | 35 | 2 |
| Neiafu | 1,041 | 32 | 995 | 13 | 0 | 1 | 1,041 | 197 | 9 | 829 | 5 | 1 |
| Neiafu | 743 | 26 | 705 | 11 | 0 | 1 | 743 | 123 | 7 | 608 | 5 | 0 |
| Makave | 72 | 0 | 71 | 1 | 0 | 0 | 72 | 12 | 0 | 60 | 0 | 0 |
| Toula | 83 | 1 | 82 | 0 | 0 | 0 | 83 | 15 | 2 | 65 | 0 | 1 |
| Utui | 55 | 4 | 51 | 0 | 0 | 0 | 55 | 13 | 0 | 42 | 0 | 0 |
| Ofu | 26 | 0 | 26 | 0 | 0 | 0 | 26 | 8 | 0 | 18 | 0 | 0 |
| Okoa | 48 | 1 | 46 | 1 | 0 | 0 | 48 | 22 | 0 | 26 | 0 | 0 |
| Olo'ua | 14 | 0 | 14 | 0 | 0 | 0 | 14 | 4 | 0 | 10 | 0 | 0 |
| Pangaimotu | 232 | 8 | 221 | 0 | 3 | 0 | 232 | 34 | 4 | 188 | 5 | 1 |
| Pangaimotu | 125 | 1 | 121 | 0 | 3 | 0 | 125 | 19 | 1 | 100 | 5 | 0 |
| Utulei | 24 | 1 | 23 | 0 | 0 | 0 | 24 | 1 | 0 | 23 | 0 | 0 |
| Nga'unoho | 27 | 0 | 27 | 0 | 0 | 0 | 27 | 6 | 0 | 21 | 0 | 0 |
| Utungake | 56 | 6 | 50 | 0 | 0 | 0 | 56 | 8 | 3 | 44 | 0 | 1 |
| Hahake | 403 | 8 | 385 | 4 | 4 | 2 | 403 | 79 | 2 | 313 | 9 | 0 |
| Ha'alaufuli | 84 | 5 | 79 | 0 | 0 | 0 | 84 | 12 | 0 | 72 | 0 | 0 |
| Ha'akio | 23 | 0 | 22 | 1 | 0 | 0 | 23 | 3 | 0 | 20 | 0 | 0 |
| Houma | 17 | 1 | 15 | 1 | 0 | 0 | 17 | 4 | 0 | 13 | 0 | 0 |
| Mangia | 17 | 1 | 14 | 2 | 0 | 0 | 17 | 7 | 1 | 9 | 0 | 0 |
| Ta'anea | 128 | 1 | 122 | 0 | 4 | 1 | 128 | 25 | 0 | 95 | 8 | 0 |
| Tu'anekevale | 82 | 0 | 82 | 0 | 0 | 0 | 82 | 21 | 1 | 60 | 0 | 0 |
| Koloa | 31 | 0 | 30 | 0 | 0 | 1 | 31 | 6 | 0 | 24 | 1 | 0 |
| Holeva | 21 | 0 | 21 | 0 | 0 | 0 | 21 | 1 | 0 | 20 | 0 | 0 |
| Leimatu'a | 482 | 25 | 451 | 4 | 2 | 0 | 482 | 109 | 4 | 364 | 5 | 0 |

| Division/District/ region | Main material of roof | | | | | Main material of floor | | | | | | |
|------------------------------|-----------------------|-------------------|---------------------------|------------------------------|-------------------------|------------------------|--------------|-------------------|------------------------------|------------------------------|-------------------------|-----------|
| | Total | Wood, Masonite | Metal, iron, aluminium | Concrete, cement, bric | Traditional material | Other | Total | Wood/ Masonite | Metal/ iron/ aluminium | Concrete/ cement/ bric | Traditional material | Other |
| | Leimatu'a | 235 | 7 | 225 | 3 | 0 | 0 | 235 | 53 | 2 | 176 | 4 |
| Holonga | 83 | 0 | 81 | 0 | 2 | 0 | 83 | 26 | 1 | 55 | 1 | 0 |
| Feletoa | 58 | 18 | 40 | 0 | 0 | 0 | 58 | 15 | 0 | 43 | 0 | 0 |
| Mataika | 106 | 0 | 105 | 1 | 0 | 0 | 106 | 15 | 1 | 90 | 0 | 0 |
| Hihifo | 385 | 4 | 374 | 4 | 2 | 1 | 385 | 122 | 5 | 252 | 6 | 0 |
| Longomapu | 109 | 0 | 109 | 0 | 0 | 0 | 109 | 41 | 1 | 66 | 1 | 0 |
| Taoa | 98 | 0 | 97 | 0 | 1 | 0 | 98 | 30 | 2 | 65 | 1 | 0 |
| Tefisi | 102 | 0 | 102 | 0 | 0 | 0 | 102 | 32 | 0 | 67 | 3 | 0 |
| Vaimalo | 23 | 0 | 20 | 1 | 1 | 1 | 23 | 6 | 2 | 15 | 0 | 0 |
| Tu'anuku | 53 | 4 | 46 | 3 | 0 | 0 | 53 | 13 | 0 | 39 | 1 | 0 |
| Motu | 172 | 2 | 169 | 0 | 1 | 0 | 172 | 59 | 1 | 107 | 5 | 0 |
| Kapa | 10 | 0 | 10 | 0 | 0 | 0 | 10 | 4 | 0 | 6 | 0 | 0 |
| Falevai | 20 | 0 | 20 | 0 | 0 | 0 | 20 | 3 | 0 | 17 | 0 | 0 |
| Otea | 23 | 0 | 23 | 0 | 0 | 0 | 23 | 7 | 0 | 15 | 1 | 0 |
| Lape | 5 | 0 | 5 | 0 | 0 | 0 | 5 | 2 | 0 | 3 | 0 | 0 |
| Matamaka | 23 | 0 | 23 | 0 | 0 | 0 | 23 | 6 | 0 | 17 | 0 | 0 |
| Nuepapu | 23 | 1 | 22 | 0 | 0 | 0 | 23 | 12 | 1 | 10 | 0 | 0 |
| Ovaka | 20 | 0 | 19 | 0 | 1 | 0 | 20 | 7 | 0 | 12 | 1 | 0 |
| Taunga | 9 | 0 | 9 | 0 | 0 | 0 | 9 | 3 | 0 | 6 | 0 | 0 |
| Hunga | 39 | 1 | 38 | 0 | 0 | 0 | 39 | 15 | 0 | 21 | 3 | 0 |
| Foeta Island | 0 | 0 | 0 | 0 | 0 | 0 | 0 | 0 | 0 | 0 | 0 | 0 |
| Ha'apai | 1,179 | 40 | 1,132 | 5 | 1 | 1 | 1,179 | 454 | 8 | 694 | 13 | 10 |
| Pangai | 433 | 14 | 415 | 4 | 0 | 0 | 433 | 136 | 4 | 285 | 5 | 3 |
| Pangai | 214 | 9 | 201 | 4 | 0 | 0 | 214 | 64 | 2 | 144 | 2 | 2 |
| Hihifo | 159 | 2 | 157 | 0 | 0 | 0 | 159 | 51 | 2 | 103 | 2 | 1 |
| Holopeka | 22 | 0 | 22 | 0 | 0 | 0 | 22 | 7 | 0 | 15 | 0 | 0 |
| Koulo | 38 | 3 | 35 | 0 | 0 | 0 | 38 | 14 | 0 | 23 | 1 | 0 |
| Foa | 236 | 4 | 232 | 0 | 0 | 0 | 236 | 75 | 0 | 155 | 3 | 3 |
| Fangale'ounga | 24 | 1 | 23 | 0 | 0 | 0 | 24 | 10 | 0 | 14 | 0 | 0 |
| Fotua | 42 | 0 | 42 | 0 | 0 | 0 | 42 | 17 | 0 | 22 | 2 | 1 |
| Lotofoa | 70 | 0 | 70 | 0 | 0 | 0 | 70 | 25 | 0 | 44 | 1 | 0 |
| faleloa | 64 | 1 | 63 | 0 | 0 | 0 | 64 | 15 | 0 | 47 | 0 | 2 |
| Ha'afakahenga | 17 | 0 | 17 | 0 | 0 | 0 | 17 | 6 | 0 | 11 | 0 | 0 |

| Division/District/ region | Main material of roof | | | | | Main material of floor | | | | | | |
|------------------------------|-----------------------|-------------------|---------------------------|------------------------------|-------------------------|------------------------|------------|-------------------|------------------------------|------------------------------|-------------------------|----------|
| | Total | Wood, Masonite | Metal, iron, aluminium | Concrete, cement, bric | Traditional material | Other | Total | Wood/ Masonite | Metal/ iron/ aluminium | Concrete/ cement/ bric | Traditional material | Other |
| | | | | | | | | | | | | |
| Ha'ateiho Si'i | 19 | 2 | 17 | 0 | 0 | 0 | 19 | 2 | 0 | 17 | 0 | 0 |
| Lulunga | 184 | 18 | 164 | 1 | 1 | 0 | 184 | 79 | 1 | 99 | 2 | 3 |
| Ha'afeva island | 57 | 1 | 55 | 0 | 1 | 0 | 57 | 23 | 0 | 33 | 1 | 0 |
| Tungua | 37 | 15 | 22 | 0 | 0 | 0 | 37 | 4 | 0 | 30 | 0 | 3 |
| Fotuha'a | 19 | 0 | 19 | 0 | 0 | 0 | 19 | 10 | 0 | 8 | 1 | 0 |
| 'O'ua | 25 | 0 | 25 | 0 | 0 | 0 | 25 | 14 | 0 | 11 | 0 | 0 |
| Matuku | 16 | 1 | 14 | 1 | 0 | 0 | 16 | 13 | 1 | 2 | 0 | 0 |
| Kotu | 30 | 1 | 29 | 0 | 0 | 0 | 30 | 15 | 0 | 15 | 0 | 0 |
| Mu'omu'a | 99 | 0 | 98 | 0 | 0 | 1 | 99 | 55 | 0 | 44 | 0 | 0 |
| Nomuka | 81 | 0 | 80 | 0 | 0 | 1 | 81 | 47 | 0 | 34 | 0 | 0 |
| Mango | 8 | 0 | 8 | 0 | 0 | 0 | 8 | 5 | 0 | 3 | 0 | 0 |
| Fonoifua | 10 | 0 | 10 | 0 | 0 | 0 | 10 | 3 | 0 | 7 | 0 | 0 |
| Ha'ano | 89 | 2 | 87 | 0 | 0 | 0 | 89 | 41 | 2 | 44 | 1 | 1 |
| Fakakai | 25 | 0 | 25 | 0 | 0 | 0 | 25 | 13 | 0 | 11 | 1 | 0 |
| Pukotala | 18 | 1 | 17 | 0 | 0 | 0 | 18 | 7 | 0 | 10 | 0 | 1 |
| Ha'ano | 24 | 1 | 23 | 0 | 0 | 0 | 24 | 10 | 0 | 14 | 0 | 0 |
| Muitoa | 7 | 0 | 7 | 0 | 0 | 0 | 7 | 3 | 0 | 4 | 0 | 0 |
| Mo'unga'one | 15 | 0 | 15 | 0 | 0 | 0 | 15 | 8 | 2 | 5 | 0 | 0 |
| 'Uiha | 138 | 2 | 136 | 0 | 0 | 0 | 138 | 68 | 1 | 67 | 2 | 0 |
| Uiha | 76 | 2 | 74 | 0 | 0 | 0 | 76 | 30 | 1 | 44 | 1 | 0 |
| Felemea | 31 | 0 | 31 | 0 | 0 | 0 | 31 | 17 | 0 | 14 | 0 | 0 |
| Lofanga | 31 | 0 | 31 | 0 | 0 | 0 | 31 | 21 | 0 | 9 | 1 | 0 |
| Eua | 885 | 0 | 879 | 3 | 0 | 3 | 885 | 87 | 1 | 776 | 19 | 2 |
| Eua Motu'a | 508 | 0 | 505 | 2 | 0 | 1 | 508 | 57 | 0 | 441 | 8 | 2 |
| Ohonua | 221 | 0 | 220 | 1 | 0 | 0 | 221 | 28 | 0 | 186 | 5 | 2 |
| Tufuvai | 41 | 0 | 41 | 0 | 0 | 0 | 41 | 4 | 0 | 37 | 0 | 0 |
| Pangai | 59 | 0 | 59 | 0 | 0 | 0 | 59 | 4 | 0 | 55 | 0 | 0 |
| Houma | 55 | 0 | 55 | 0 | 0 | 0 | 55 | 8 | 0 | 46 | 1 | 0 |
| Ha'atu'a | 96 | 0 | 95 | 0 | 0 | 1 | 96 | 9 | 0 | 85 | 2 | 0 |
| Ta'anga | 36 | 0 | 35 | 1 | 0 | 0 | 36 | 4 | 0 | 32 | 0 | 0 |
| 'Eua fo'ou | 377 | 0 | 374 | 1 | 0 | 2 | 377 | 30 | 1 | 335 | 11 | 0 |
| Angaha | 65 | 0 | 65 | 0 | 0 | 0 | 65 | 7 | 0 | 58 | 0 | 0 |
| Futu | 51 | 0 | 49 | 0 | 0 | 2 | 51 | 6 | 1 | 41 | 3 | 0 |

| Division/District/ region | Main material of roof | | | | | Main material of floor | | | | | | |
|------------------------------|-----------------------|-------------------|---------------------------|------------------------------|-------------------------|------------------------|---------------|-------------------|------------------------------|------------------------------|-------------------------|-----------|
| | Total | Wood, Masonite | Metal, iron, aluminium | Concrete, cement, bric | Traditional material | Other | Total | Wood/ Masonite | Metal/ iron/ aluminium | Concrete/ cement/ bric | Traditional material | Other |
| | Esia | 37 | 0 | 37 | 0 | 0 | 0 | 37 | 1 | 0 | 36 | 0 |
| Sapa'ata | 24 | 0 | 24 | 0 | 0 | 0 | 24 | 2 | 0 | 22 | 0 | 0 |
| Fata'ulua | 36 | 0 | 36 | 0 | 0 | 0 | 36 | 4 | 0 | 32 | 0 | 0 |
| Mu'a | 28 | 0 | 28 | 0 | 0 | 0 | 28 | 1 | 0 | 27 | 0 | 0 |
| Tongamama'o | 29 | 0 | 29 | 0 | 0 | 0 | 29 | 2 | 0 | 27 | 0 | 0 |
| Petani | 57 | 0 | 56 | 1 | 0 | 0 | 57 | 5 | 0 | 46 | 6 | 0 |
| Mata'aho | 50 | 0 | 50 | 0 | 0 | 0 | 50 | 2 | 0 | 46 | 2 | 0 |
| Ongo Niua | 273 | 5 | 267 | 0 | 1 | 0 | 273 | 90 | 6 | 176 | 1 | 0 |
| Niuaotuputu | 172 | 1 | 171 | 0 | 0 | 0 | 172 | 78 | 0 | 93 | 1 | 0 |
| Hihifo | 71 | 1 | 70 | 0 | 0 | 0 | 71 | 35 | 0 | 36 | 0 | 0 |
| Vaipoa | 37 | 0 | 37 | 0 | 0 | 0 | 37 | 3 | 0 | 34 | 0 | 0 |
| Falehau | 56 | 0 | 56 | 0 | 0 | 0 | 56 | 38 | 0 | 17 | 1 | 0 |
| Tafahi | 8 | 0 | 8 | 0 | 0 | 0 | 8 | 2 | 0 | 6 | 0 | 0 |
| Niuafo'ou | 101 | 4 | 96 | 0 | 1 | 0 | 101 | 12 | 6 | 83 | 0 | 0 |
| Esia | 26 | 2 | 24 | 0 | 0 | 0 | 26 | 2 | 2 | 22 | 0 | 0 |
| Kolofo'ou | 11 | 0 | 11 | 0 | 0 | 0 | 11 | 0 | 1 | 10 | 0 | 0 |
| Sapaata | 26 | 1 | 25 | 0 | 0 | 0 | 26 | 4 | 2 | 20 | 0 | 0 |
| Fata'ulua | 13 | 0 | 13 | 0 | 0 | 0 | 13 | 1 | 0 | 12 | 0 | 0 |
| Mata'aho | 3 | 0 | 2 | 0 | 1 | 0 | 3 | 0 | 0 | 3 | 0 | 0 |
| Mu'a | 6 | 0 | 6 | 0 | 0 | 0 | 6 | 0 | 0 | 6 | 0 | 0 |
| Tongamama'o | 2 | 0 | 2 | 0 | 0 | 0 | 2 | 0 | 0 | 2 | 0 | 0 |
| Petani | 14 | 1 | 13 | 0 | 0 | 0 | 14 | 5 | 1 | 8 | 0 | 0 |
| Urban | 4,089 | 148 | 3,889 | 42 | 7 | 3 | 4,089 | 664 | 22 | 3,386 | 12 | 5 |
| Rural | 13,916 | 305 | 13,476 | 86 | 35 | 14 | 13,916 | 2,333 | 101 | 11,242 | 198 | 42 |
| Greater Nuku'alofa | 6,139 | 184 | 5,882 | 55 | 15 | 3 | 6,139 | 949 | 39 | 5,105 | 33 | 13 |

Table H 7: Private households source of drinking water and water apart from drinking water by division, district, village and region

| Division/District/ region | Main source of drinking water | | | | | Main source of water for cooking | | | | | | |
|---------------------------|-------------------------------|--------------------|---------------------|----------------------|---------------|----------------------------------|-----------|---------------|--------------------|----------------------|------------|-----------|
| | Total | Piped water supply | Own cement or other | Neighbor / community | Bottled water | Boiled water | Other | Total | Piped water supply | Cement or other tank | Own well | Other |
| | | | | | | | | | | | | |
| TONGA | 18,005 | 1,799 | 10,890 | 3,537 | 1,713 | 34 | 32 | 18,005 | 15,892 | 1,961 | 100 | 52 |
| Tongatapu | 12,953 | 1,458 | 7,096 | 2,683 | 1,661 | 30 | 25 | 12,953 | 12,080 | 776 | 62 | 35 |
| Kolofo'ou | 3,108 | 358 | 1,713 | 464 | 555 | 10 | 8 | 3,108 | 2,880 | 208 | 15 | 5 |
| Kolofo'ou | 1,475 | 158 | 769 | 171 | 366 | 7 | 4 | 1,475 | 1,380 | 94 | 0 | 1 |
| Ma'ufanga | 1,237 | 160 | 698 | 210 | 162 | 3 | 4 | 1,237 | 1,135 | 86 | 14 | 2 |
| Nukumotu | 8 | 0 | 7 | 1 | 0 | 0 | 0 | 8 | 0 | 8 | 0 | 0 |
| Popua | 312 | 20 | 201 | 64 | 27 | 0 | 0 | 312 | 297 | 12 | 1 | 2 |
| Tukutonga | 75 | 20 | 37 | 18 | 0 | 0 | 0 | 75 | 68 | 7 | 0 | 0 |
| Pangaimotu | 1 | 0 | 1 | 0 | 0 | 0 | 0 | 1 | 0 | 1 | 0 | 0 |
| Kolomotu'a | 3,031 | 363 | 1,587 | 509 | 557 | 8 | 7 | 3,031 | 2,768 | 229 | 23 | 11 |
| Kolomotu'a | 1,377 | 181 | 720 | 203 | 263 | 6 | 4 | 1,377 | 1,260 | 110 | 3 | 4 |
| Havelu | 617 | 53 | 305 | 102 | 155 | 1 | 1 | 617 | 555 | 60 | 0 | 2 |
| Tofoa | 590 | 102 | 323 | 70 | 94 | 1 | 0 | 590 | 552 | 36 | 0 | 2 |
| Hofoa | 193 | 10 | 113 | 48 | 22 | 0 | 0 | 193 | 187 | 6 | 0 | 0 |
| Puke | 156 | 6 | 90 | 46 | 12 | 0 | 2 | 156 | 119 | 15 | 19 | 3 |
| Sia'atoutai | 98 | 11 | 36 | 40 | 11 | 0 | 0 | 98 | 95 | 2 | 1 | 0 |
| Vaini | 2,201 | 235 | 1,179 | 541 | 238 | 5 | 3 | 2,201 | 2,058 | 118 | 14 | 11 |
| Vaini | 576 | 42 | 320 | 130 | 79 | 3 | 2 | 576 | 503 | 63 | 6 | 4 |
| Malapo | 106 | 5 | 72 | 18 | 11 | 0 | 0 | 106 | 101 | 5 | 0 | 0 |
| Longoteme | 101 | 1 | 43 | 54 | 3 | 0 | 0 | 101 | 99 | 1 | 0 | 1 |
| Folaha | 162 | 3 | 102 | 48 | 9 | 0 | 0 | 162 | 152 | 7 | 2 | 1 |
| Nukuhetulu | 63 | 10 | 31 | 20 | 2 | 0 | 0 | 63 | 63 | 0 | 0 | 0 |
| Veitongo | 179 | 98 | 48 | 18 | 15 | 0 | 0 | 179 | 177 | 1 | 1 | 0 |
| Ha'ateiho | 449 | 16 | 289 | 98 | 46 | 0 | 0 | 449 | 426 | 22 | 0 | 1 |
| Pea | 345 | 47 | 164 | 91 | 41 | 2 | 0 | 345 | 331 | 11 | 2 | 1 |
| Tokomololo | 220 | 13 | 110 | 64 | 32 | 0 | 1 | 220 | 206 | 8 | 3 | 3 |
| Tatakamotonga | 1,248 | 171 | 677 | 313 | 81 | 2 | 4 | 1,248 | 1,182 | 60 | 3 | 3 |
| Tatakamotonga | 324 | 20 | 195 | 89 | 18 | 1 | 1 | 324 | 308 | 13 | 0 | 3 |
| Holonga | 89 | 13 | 52 | 12 | 9 | 0 | 3 | 89 | 82 | 7 | 0 | 0 |
| Pelehake | 149 | 4 | 96 | 42 | 7 | 0 | 0 | 149 | 143 | 6 | 0 | 0 |
| Fua'amotu | 309 | 73 | 152 | 64 | 19 | 1 | 0 | 309 | 285 | 21 | 3 | 0 |
| Nakolo | 65 | 6 | 19 | 22 | 18 | 0 | 0 | 65 | 65 | 0 | 0 | 0 |

| Division/District/ region | Main source of drinking water | | | | | Main source of water for cooking | | | | | | |
|---------------------------|-------------------------------|--------------------|---------------------|----------------------|---------------|----------------------------------|----------|--------------|--------------------|----------------------|----------|----------|
| | Total | Piped water supply | Own cement or other | Neighbor / community | Bottled water | Boiled water | Other | Total | Piped water supply | Cement or other tank | Own well | Other |
| | | | | | | | | | | | | |
| Ha'asini | 158 | 32 | 72 | 47 | 7 | 0 | 0 | 158 | 155 | 3 | 0 | 0 |
| Lavengatonga | 65 | 15 | 34 | 15 | 1 | 0 | 0 | 65 | 59 | 6 | 0 | 0 |
| Haveluliku | 26 | 0 | 18 | 8 | 0 | 0 | 0 | 26 | 26 | 0 | 0 | 0 |
| Fatumu | 63 | 8 | 39 | 14 | 2 | 0 | 0 | 63 | 59 | 4 | 0 | 0 |
| Lapaha | 1,234 | 96 | 791 | 303 | 40 | 2 | 2 | 1,234 | 1,175 | 56 | 3 | 0 |
| Lapaha | 331 | 21 | 240 | 53 | 17 | 0 | 0 | 331 | 320 | 10 | 1 | 0 |
| Talasiu | 58 | 8 | 24 | 25 | 1 | 0 | 0 | 58 | 57 | 1 | 0 | 0 |
| Hoi | 75 | 4 | 25 | 40 | 6 | 0 | 0 | 75 | 74 | 0 | 1 | 0 |
| Nukuleka | 45 | 2 | 33 | 10 | 0 | 0 | 0 | 45 | 45 | 0 | 0 | 0 |
| Makaunga | 58 | 19 | 32 | 7 | 0 | 0 | 0 | 58 | 57 | 1 | 0 | 0 |
| Talafo'ou | 74 | 1 | 59 | 10 | 2 | 0 | 2 | 74 | 74 | 0 | 0 | 0 |
| Manuka | 46 | 0 | 35 | 10 | 1 | 0 | 0 | 46 | 46 | 0 | 0 | 0 |
| Navutoka | 117 | 0 | 94 | 20 | 2 | 1 | 0 | 117 | 113 | 4 | 0 | 0 |
| Kolonga | 216 | 5 | 131 | 71 | 8 | 1 | 0 | 216 | 208 | 7 | 1 | 0 |
| Afa | 71 | 2 | 28 | 41 | 0 | 0 | 0 | 71 | 70 | 1 | 0 | 0 |
| Niutoua | 130 | 34 | 77 | 16 | 3 | 0 | 0 | 130 | 106 | 24 | 0 | 0 |
| Eueiki | 12 | 0 | 12 | 0 | 0 | 0 | 0 | 12 | 5 | 7 | 0 | 0 |
| Fukave | 1 | 0 | 1 | 0 | 0 | 0 | 0 | 1 | 0 | 1 | 0 | 0 |
| Nukunuku | 1,391 | 175 | 671 | 387 | 155 | 2 | 1 | 1,391 | 1,346 | 40 | 4 | 1 |
| NUkunuku | 370 | 46 | 217 | 82 | 23 | 1 | 1 | 370 | 357 | 13 | 0 | 0 |
| Matahau | 105 | 7 | 29 | 59 | 10 | 0 | 0 | 105 | 104 | 1 | 0 | 0 |
| Matafonua | 45 | 6 | 22 | 15 | 2 | 0 | 0 | 45 | 42 | 3 | 0 | 0 |
| Fatai | 59 | 3 | 34 | 22 | 0 | 0 | 0 | 59 | 54 | 5 | 0 | 0 |
| Lakepa | 54 | 7 | 37 | 9 | 1 | 0 | 0 | 54 | 51 | 3 | 0 | 0 |
| Vaotu'u | 81 | 2 | 49 | 15 | 15 | 0 | 0 | 81 | 75 | 5 | 1 | 0 |
| Utulau | 98 | 22 | 48 | 21 | 7 | 0 | 0 | 98 | 95 | 3 | 0 | 0 |
| Ha'alalo | 103 | 34 | 22 | 41 | 6 | 0 | 0 | 103 | 102 | 1 | 0 | 0 |
| Ha'akame | 116 | 30 | 60 | 15 | 11 | 0 | 0 | 116 | 114 | 2 | 0 | 0 |
| Houma | 360 | 18 | 153 | 108 | 80 | 1 | 0 | 360 | 352 | 4 | 3 | 1 |
| Kolovai | 740 | 60 | 478 | 166 | 35 | 1 | 0 | 740 | 671 | 65 | 0 | 4 |
| Kolovai | 118 | 29 | 71 | 7 | 10 | 1 | 0 | 118 | 108 | 9 | 0 | 1 |
| Te'ekiu | 104 | 4 | 52 | 45 | 3 | 0 | 0 | 104 | 103 | 1 | 0 | 0 |
| Masilamea | 34 | 8 | 22 | 4 | 0 | 0 | 0 | 34 | 34 | 0 | 0 | 0 |
| Fahefa | 71 | 0 | 52 | 16 | 3 | 0 | 0 | 71 | 68 | 3 | 0 | 0 |

| Division/District/ region | Main source of drinking water | | | | | | Main source of water for cooking | | | | | |
|---------------------------|-------------------------------|--------------------|---------------------|----------------------|---------------|--------------|----------------------------------|--------------|--------------------|----------------------|----------|----------|
| | Total | Piped water supply | Own cement or other | Neighbor / community | Bottled water | Boiled water | Other | Total | Piped water supply | Cement or other tank | Own well | Other |
| | | | | | | | | | | | | |
| Ha'utu | 39 | 1 | 8 | 29 | 1 | 0 | 0 | 39 | 39 | 0 | 0 | 0 |
| Kala'au | 26 | 1 | 12 | 13 | 0 | 0 | 0 | 26 | 25 | 0 | 0 | 1 |
| Fo'ui | 104 | 9 | 64 | 22 | 9 | 0 | 0 | 104 | 97 | 7 | 0 | 0 |
| Ha'avakatolo | 40 | 4 | 31 | 3 | 2 | 0 | 0 | 40 | 38 | 2 | 0 | 0 |
| Ahau | 61 | 1 | 51 | 6 | 3 | 0 | 0 | 61 | 55 | 6 | 0 | 0 |
| Kanokupolu | 65 | 2 | 46 | 15 | 2 | 0 | 0 | 65 | 59 | 6 | 0 | 0 |
| Ha'atafu | 47 | 1 | 40 | 5 | 1 | 0 | 0 | 47 | 44 | 3 | 0 | 0 |
| Atata | 31 | 0 | 29 | 1 | 1 | 0 | 0 | 31 | 1 | 28 | 0 | 2 |
| Vava'u | 2,715 | 281 | 1,879 | 511 | 37 | 2 | 5 | 2,715 | 2,192 | 514 | 1 | 8 |
| Neiafu | 1,041 | 140 | 753 | 119 | 29 | 0 | 0 | 1,041 | 855 | 181 | 1 | 4 |
| Neiafu | 743 | 122 | 513 | 82 | 26 | 0 | 0 | 743 | 664 | 76 | 0 | 3 |
| Makave | 72 | 5 | 60 | 5 | 2 | 0 | 0 | 72 | 52 | 20 | 0 | 0 |
| Toula | 83 | 7 | 69 | 6 | 1 | 0 | 0 | 83 | 35 | 47 | 1 | 0 |
| Utui | 55 | 0 | 32 | 23 | 0 | 0 | 0 | 55 | 55 | 0 | 0 | 0 |
| Ofu | 26 | 0 | 24 | 2 | 0 | 0 | 0 | 26 | 25 | 0 | 0 | 1 |
| Okoa | 48 | 6 | 41 | 1 | 0 | 0 | 0 | 48 | 24 | 24 | 0 | 0 |
| Olo'ua | 14 | 0 | 14 | 0 | 0 | 0 | 0 | 14 | 0 | 14 | 0 | 0 |
| Pangaimotu | 232 | 11 | 198 | 21 | 2 | 0 | 0 | 232 | 171 | 58 | 0 | 3 |
| Pangaimotu | 125 | 8 | 95 | 20 | 2 | 0 | 0 | 125 | 101 | 24 | 0 | 0 |
| Utulei | 24 | 0 | 24 | 0 | 0 | 0 | 0 | 24 | 3 | 21 | 0 | 0 |
| Nga'unoho | 27 | 0 | 27 | 0 | 0 | 0 | 0 | 27 | 26 | 1 | 0 | 0 |
| Utungake | 56 | 3 | 52 | 1 | 0 | 0 | 0 | 56 | 41 | 12 | 0 | 3 |
| Hahake | 403 | 19 | 245 | 134 | 4 | 1 | 0 | 403 | 334 | 69 | 0 | 0 |
| Ha'alaufuli | 84 | 9 | 33 | 40 | 2 | 0 | 0 | 84 | 81 | 3 | 0 | 0 |
| Ha'akio | 23 | 3 | 13 | 6 | 1 | 0 | 0 | 23 | 21 | 2 | 0 | 0 |
| Houma | 17 | 3 | 7 | 6 | 0 | 1 | 0 | 17 | 16 | 1 | 0 | 0 |
| Mangia | 17 | 1 | 13 | 3 | 0 | 0 | 0 | 17 | 15 | 2 | 0 | 0 |
| Ta'anea | 128 | 2 | 76 | 49 | 1 | 0 | 0 | 128 | 128 | 0 | 0 | 0 |
| Tu'anekevile | 82 | 1 | 59 | 22 | 0 | 0 | 0 | 82 | 73 | 9 | 0 | 0 |
| Koloo | 31 | 0 | 23 | 8 | 0 | 0 | 0 | 31 | 0 | 31 | 0 | 0 |
| Holeva | 21 | 0 | 21 | 0 | 0 | 0 | 0 | 21 | 0 | 21 | 0 | 0 |
| Leimatu'a | 482 | 73 | 272 | 131 | 1 | 0 | 5 | 482 | 471 | 11 | 0 | 0 |
| Leimatu'a | 235 | 62 | 106 | 61 | 1 | 0 | 5 | 235 | 228 | 7 | 0 | 0 |
| Holonga | 83 | 0 | 51 | 32 | 0 | 0 | 0 | 83 | 82 | 1 | 0 | 0 |

| Division/District/ region | Main source of drinking water | | | | | | Main source of water for cooking | | | | | |
|---------------------------|-------------------------------|--------------------|---------------------|----------------------|---------------|--------------|----------------------------------|--------------------|----------------------|-----------|----------|--|
| | Total | Piped water supply | Own cement or other | Neighbor / community | Bottled water | Boiled water | Total | Piped water supply | Cement or other tank | Own well | Other | |
| | | | | | | | | | | | | |
| Feletoa | 58 | 6 | 33 | 19 | 0 | 0 | 58 | 57 | 1 | 0 | 0 | |
| Mataika | 106 | 5 | 82 | 19 | 0 | 0 | 106 | 104 | 2 | 0 | 0 | |
| Hihifo | 385 | 35 | 244 | 104 | 1 | 1 | 385 | 358 | 27 | 0 | 0 | |
| Longomapu | 109 | 1 | 55 | 53 | 0 | 0 | 109 | 109 | 0 | 0 | 0 | |
| Taoa | 98 | 4 | 87 | 7 | 0 | 0 | 98 | 88 | 10 | 0 | 0 | |
| Tefisi | 102 | 8 | 49 | 43 | 1 | 1 | 102 | 91 | 11 | 0 | 0 | |
| Vaimalo | 23 | 20 | 3 | 0 | 0 | 0 | 23 | 20 | 3 | 0 | 0 | |
| Tu'anuku | 53 | 2 | 50 | 1 | 0 | 0 | 53 | 50 | 3 | 0 | 0 | |
| Motu | 172 | 3 | 167 | 2 | 0 | 0 | 172 | 3 | 168 | 0 | 1 | |
| Kapa | 10 | 0 | 10 | 0 | 0 | 0 | 10 | 0 | 10 | 0 | 0 | |
| Falevai | 20 | 0 | 20 | 0 | 0 | 0 | 20 | 0 | 20 | 0 | 0 | |
| Otea | 23 | 0 | 23 | 0 | 0 | 0 | 23 | 0 | 23 | 0 | 0 | |
| Lape | 5 | 3 | 2 | 0 | 0 | 0 | 5 | 3 | 2 | 0 | 0 | |
| Matamaka | 23 | 0 | 23 | 0 | 0 | 0 | 23 | 0 | 23 | 0 | 0 | |
| Nuapapu | 23 | 0 | 23 | 0 | 0 | 0 | 23 | 0 | 23 | 0 | 0 | |
| Ovaka | 20 | 0 | 18 | 2 | 0 | 0 | 20 | 0 | 19 | 0 | 1 | |
| Taunga | 9 | 0 | 9 | 0 | 0 | 0 | 9 | 0 | 9 | 0 | 0 | |
| Hunga | 39 | 0 | 39 | 0 | 0 | 0 | 39 | 0 | 39 | 0 | 0 | |
| Foeata Island | 0 | 0 | 0 | 0 | 0 | 0 | 0 | 0 | 0 | 0 | 0 | |
| Ha'apai | 1,179 | 35 | 1,016 | 118 | 7 | 1 | 1,179 | 613 | 526 | 36 | 4 | |
| Pangai | 433 | 28 | 332 | 66 | 6 | 1 | 433 | 398 | 28 | 5 | 2 | |
| Pangai | 214 | 6 | 175 | 31 | 2 | 0 | 214 | 197 | 16 | 0 | 1 | |
| Hihifo | 159 | 13 | 116 | 25 | 4 | 1 | 159 | 143 | 11 | 5 | 0 | |
| Holopeka | 22 | 0 | 19 | 3 | 0 | 0 | 22 | 21 | 0 | 0 | 1 | |
| Koulo | 38 | 9 | 22 | 7 | 0 | 0 | 38 | 37 | 1 | 0 | 0 | |
| Foa | 236 | 5 | 209 | 20 | 1 | 0 | 236 | 144 | 79 | 13 | 0 | |
| Fangale'ounga | 24 | 0 | 23 | 0 | 0 | 0 | 24 | 11 | 13 | 0 | 0 | |
| Fotua | 42 | 0 | 39 | 3 | 0 | 0 | 42 | 36 | 6 | 0 | 0 | |
| Lotofoa | 70 | 2 | 65 | 3 | 0 | 0 | 70 | 30 | 40 | 0 | 0 | |
| faleloa | 64 | 3 | 46 | 14 | 1 | 0 | 64 | 33 | 18 | 13 | 0 | |
| Ha'afakahenga | 17 | 0 | 17 | 0 | 0 | 0 | 17 | 17 | 0 | 0 | 0 | |
| Ha'ateiho S'i'i | 19 | 0 | 19 | 0 | 0 | 0 | 19 | 17 | 2 | 0 | 0 | |
| Lulunga | 184 | 0 | 170 | 13 | 0 | 0 | 184 | 1 | 163 | 18 | 2 | |
| Ha'afeva island | 57 | 0 | 55 | 2 | 0 | 0 | 57 | 0 | 56 | 1 | 0 | |

| Division/District/ region | Main source of drinking water | | | | | Main source of water for cooking | | | | | | |
|---------------------------|-------------------------------|--------------------|---------------------|----------------------|---------------|----------------------------------|----------|------------|--------------------|----------------------|----------|----------|
| | Total | Piped water supply | Own cement or other | Neighbor / community | Bottled water | Boiled water | Other | Total | Piped water supply | Cement or other tank | Own well | Other |
| | Tungua | 37 | 0 | 30 | 6 | 0 | 0 | 1 | 37 | 0 | 18 | 17 |
| Fotuha'a | 19 | 0 | 19 | 0 | 0 | 0 | 0 | 19 | 0 | 19 | 0 | 0 |
| 'O'ua | 25 | 0 | 21 | 4 | 0 | 0 | 0 | 25 | 0 | 25 | 0 | 0 |
| Matuku | 16 | 0 | 16 | 0 | 0 | 0 | 0 | 16 | 0 | 16 | 0 | 0 |
| Kotu | 30 | 0 | 29 | 1 | 0 | 0 | 0 | 30 | 1 | 29 | 0 | 0 |
| Mu'omu'a | 99 | 1 | 97 | 1 | 0 | 0 | 0 | 99 | 0 | 99 | 0 | 0 |
| Nomuka | 81 | 1 | 79 | 1 | 0 | 0 | 0 | 81 | 0 | 81 | 0 | 0 |
| Mango | 8 | 0 | 8 | 0 | 0 | 0 | 0 | 8 | 0 | 8 | 0 | 0 |
| Fonoifua | 10 | 0 | 10 | 0 | 0 | 0 | 0 | 10 | 0 | 10 | 0 | 0 |
| Ha`ano | 89 | 0 | 82 | 7 | 0 | 0 | 0 | 89 | 16 | 73 | 0 | 0 |
| Fakakai | 25 | 0 | 25 | 0 | 0 | 0 | 0 | 25 | 0 | 25 | 0 | 0 |
| Pukotala | 18 | 0 | 13 | 5 | 0 | 0 | 0 | 18 | 16 | 2 | 0 | 0 |
| Ha'ano | 24 | 0 | 23 | 1 | 0 | 0 | 0 | 24 | 0 | 24 | 0 | 0 |
| Muitoa | 7 | 0 | 6 | 1 | 0 | 0 | 0 | 7 | 0 | 7 | 0 | 0 |
| Mo'unga'one | 15 | 0 | 15 | 0 | 0 | 0 | 0 | 15 | 0 | 15 | 0 | 0 |
| 'Uiha | 138 | 1 | 126 | 11 | 0 | 0 | 0 | 138 | 54 | 84 | 0 | 0 |
| Uiha | 76 | 1 | 73 | 2 | 0 | 0 | 0 | 76 | 24 | 52 | 0 | 0 |
| Felemea | 31 | 0 | 22 | 9 | 0 | 0 | 0 | 31 | 30 | 1 | 0 | 0 |
| Lofanga | 31 | 0 | 31 | 0 | 0 | 0 | 0 | 31 | 0 | 31 | 0 | 0 |
| Eua | 885 | 22 | 647 | 207 | 8 | 1 | 0 | 885 | 846 | 35 | 0 | 4 |
| Eua Motu'a | 508 | 10 | 345 | 149 | 4 | 0 | 0 | 508 | 489 | 17 | 0 | 2 |
| Ohonua | 221 | 8 | 143 | 68 | 2 | 0 | 0 | 221 | 213 | 8 | 0 | 0 |
| Tufuvai | 41 | 0 | 29 | 12 | 0 | 0 | 0 | 41 | 39 | 2 | 0 | 0 |
| Pangai | 59 | 0 | 34 | 23 | 2 | 0 | 0 | 59 | 59 | 0 | 0 | 0 |
| Houma | 55 | 0 | 43 | 12 | 0 | 0 | 0 | 55 | 55 | 0 | 0 | 0 |
| Ha'atu'a | 96 | 2 | 74 | 20 | 0 | 0 | 0 | 96 | 87 | 7 | 0 | 2 |
| Ta'anga | 36 | 0 | 22 | 14 | 0 | 0 | 0 | 36 | 36 | 0 | 0 | 0 |
| 'Eua fo'ou | 377 | 12 | 302 | 58 | 4 | 1 | 0 | 377 | 357 | 18 | 0 | 2 |
| Angaha | 65 | 3 | 52 | 10 | 0 | 0 | 0 | 65 | 61 | 4 | 0 | 0 |
| Futu | 51 | 0 | 35 | 15 | 0 | 1 | 0 | 51 | 49 | 2 | 0 | 0 |
| Esia | 37 | 0 | 27 | 8 | 2 | 0 | 0 | 37 | 37 | 0 | 0 | 0 |
| Sapa'ata | 24 | 1 | 20 | 3 | 0 | 0 | 0 | 24 | 24 | 0 | 0 | 0 |
| Fata'ulua | 36 | 5 | 28 | 2 | 1 | 0 | 0 | 36 | 36 | 0 | 0 | 0 |
| Mu'a | 28 | 0 | 27 | 1 | 0 | 0 | 0 | 28 | 27 | 0 | 0 | 1 |

| Division/District/ region | Main source of drinking water | | | | | | Main source of water for cooking | | | | | |
|---------------------------|-------------------------------|--------------------|---------------------|----------------------|---------------|--------------|----------------------------------|---------------|--------------------|----------------------|-----------|-----------|
| | Total | Piped water supply | Own cement or other | Neighbor / community | Bottled water | Boiled water | Other | Total | Piped water supply | Cement or other tank | Own well | Other |
| | | | | | | | | | | | | |
| Tongamama'o | 29 | 2 | 27 | 0 | 0 | 0 | 0 | 29 | 19 | 10 | 0 | 0 |
| Petani | 57 | 1 | 43 | 12 | 1 | 0 | 0 | 57 | 55 | 1 | 0 | 1 |
| Mata'aho | 50 | 0 | 43 | 7 | 0 | 0 | 0 | 50 | 49 | 1 | 0 | 0 |
| Ongo Niua | 273 | 3 | 252 | 18 | 0 | 0 | 0 | 273 | 161 | 110 | 1 | 1 |
| Niuaotuputu | 172 | 3 | 152 | 17 | 0 | 0 | 0 | 172 | 159 | 11 | 1 | 1 |
| Hihifo | 71 | 3 | 65 | 3 | 0 | 0 | 0 | 71 | 69 | 1 | 1 | 0 |
| Vaipoa | 37 | 0 | 32 | 5 | 0 | 0 | 0 | 37 | 35 | 2 | 0 | 0 |
| Falehau | 56 | 0 | 47 | 9 | 0 | 0 | 0 | 56 | 55 | 0 | 0 | 1 |
| Tafahi | 8 | 0 | 8 | 0 | 0 | 0 | 0 | 8 | 0 | 8 | 0 | 0 |
| Niuafo'ou | 101 | 0 | 100 | 1 | 0 | 0 | 0 | 101 | 2 | 99 | 0 | 0 |
| Esia | 26 | 0 | 26 | 0 | 0 | 0 | 0 | 26 | 1 | 25 | 0 | 0 |
| Kolofo'ou | 11 | 0 | 11 | 0 | 0 | 0 | 0 | 11 | 1 | 10 | 0 | 0 |
| Sapaata | 26 | 0 | 25 | 1 | 0 | 0 | 0 | 26 | 0 | 26 | 0 | 0 |
| Fata'ulua | 13 | 0 | 13 | 0 | 0 | 0 | 0 | 13 | 0 | 13 | 0 | 0 |
| Mata'aho | 3 | 0 | 3 | 0 | 0 | 0 | 0 | 3 | 0 | 3 | 0 | 0 |
| Mu'a | 6 | 0 | 6 | 0 | 0 | 0 | 0 | 6 | 0 | 6 | 0 | 0 |
| Tongamama'o | 2 | 0 | 2 | 0 | 0 | 0 | 0 | 2 | 0 | 2 | 0 | 0 |
| Petani | 14 | 0 | 14 | 0 | 0 | 0 | 0 | 14 | 0 | 14 | 0 | 0 |
| Urban | 4,089 | 499 | 2,187 | 584 | 791 | 16 | 12 | 4,089 | 3,775 | 290 | 17 | 7 |
| Rural | 13,916 | 1,300 | 8,703 | 2,953 | 922 | 18 | 20 | 13,916 | 12,117 | 1,671 | 83 | 45 |
| Greater Nuku'alofa | 6,139 | 721 | 3,300 | 973 | 1,112 | 18 | 15 | 6,139 | 5,648 | 437 | 38 | 16 |

Table H 8: Households main toilet facility, location and shared toilet facility by division, district, village and region

| Division/District/ region | Toilet facility | | | | | Location of toilet facility | | | | Share toilet with other households | | |
|---------------------------|-----------------|---------------|---------------|--------------|-----------|-----------------------------|-----------------|------------------|------------|------------------------------------|------------|---------------|
| | Total | Flush toilet | Manual Toilet | Pit | Other | Total | In own dwelling | In own yard/plot | Elsewhere | Total | Yes | No |
| | | | | | | | | | | | | |
| TONGA | 18,005 | 14,826 | 1,524 | 1,613 | 42 | 18,005 | 11,748 | 6,062 | 195 | 18,005 | 367 | 17,638 |
| Tongatapu | 12,953 | 11,419 | 1,235 | 280 | 19 | 12,953 | 9,383 | 3,431 | 139 | 12,953 | 283 | 12,670 |
| Kolofo'ou | 3,108 | 2,863 | 228 | 15 | 2 | 3,108 | 2,451 | 626 | 31 | 3,108 | 76 | 3,032 |
| Kolofo'ou | 1,475 | 1,432 | 42 | 1 | 0 | 1,475 | 1,262 | 197 | 16 | 1,475 | 21 | 1,454 |
| Ma'ufanga | 1,237 | 1,137 | 94 | 4 | 2 | 1,237 | 933 | 296 | 8 | 1,237 | 43 | 1,194 |
| Nukumotu | 8 | 0 | 6 | 2 | 0 | 8 | 0 | 8 | 0 | 8 | 1 | 7 |
| Popua | 312 | 270 | 37 | 5 | 0 | 312 | 229 | 76 | 7 | 312 | 9 | 303 |
| Tukutonga | 75 | 23 | 49 | 3 | 0 | 75 | 26 | 49 | 0 | 75 | 2 | 73 |
| Pangaimotu | 1 | 1 | 0 | 0 | 0 | 1 | 1 | 0 | 0 | 1 | 0 | 1 |
| Kolomotu'a | 3,031 | 2,816 | 176 | 35 | 4 | 3,031 | 2,464 | 547 | 20 | 3,031 | 80 | 2,951 |
| Kolomotu'a | 1,377 | 1,306 | 62 | 6 | 3 | 1,377 | 1,183 | 191 | 3 | 1,377 | 32 | 1,345 |
| Havelu | 617 | 592 | 21 | 3 | 1 | 617 | 487 | 126 | 4 | 617 | 19 | 598 |
| Tofoa | 590 | 552 | 35 | 3 | 0 | 590 | 458 | 132 | 0 | 590 | 20 | 570 |
| Hofoa | 193 | 155 | 24 | 14 | 0 | 193 | 147 | 36 | 10 | 193 | 6 | 187 |
| Puke | 156 | 117 | 31 | 8 | 0 | 156 | 102 | 53 | 1 | 156 | 3 | 153 |
| Sia'atoutai | 98 | 94 | 3 | 1 | 0 | 98 | 87 | 9 | 2 | 98 | 0 | 98 |
| Vaini | 2,201 | 1,865 | 264 | 70 | 2 | 2,201 | 1,512 | 672 | 17 | 2,201 | 36 | 2,165 |
| Vaini | 576 | 468 | 86 | 21 | 1 | 576 | 388 | 182 | 6 | 576 | 9 | 567 |
| Malapo | 106 | 88 | 17 | 1 | 0 | 106 | 81 | 25 | 0 | 106 | 0 | 106 |
| Longoteme | 101 | 75 | 21 | 5 | 0 | 101 | 59 | 42 | 0 | 101 | 0 | 101 |
| Folaha | 162 | 126 | 16 | 20 | 0 | 162 | 93 | 67 | 2 | 162 | 5 | 157 |
| Nukuhetulu | 63 | 43 | 20 | 0 | 0 | 63 | 43 | 20 | 0 | 63 | 3 | 60 |
| Veitongo | 179 | 158 | 17 | 4 | 0 | 179 | 135 | 43 | 1 | 179 | 6 | 173 |
| Ha'ateiho | 449 | 414 | 32 | 2 | 1 | 449 | 322 | 124 | 3 | 449 | 6 | 443 |
| Pea | 345 | 304 | 31 | 10 | 0 | 345 | 246 | 97 | 2 | 345 | 6 | 339 |
| Tokomololo | 220 | 189 | 24 | 7 | 0 | 220 | 145 | 72 | 3 | 220 | 1 | 219 |
| Tatakamotonga | 1,248 | 1,044 | 174 | 25 | 5 | 1,248 | 772 | 453 | 23 | 1,248 | 21 | 1,227 |
| Tatakamotonga | 324 | 285 | 31 | 5 | 3 | 324 | 236 | 82 | 6 | 324 | 8 | 316 |
| Holonga | 89 | 77 | 7 | 4 | 1 | 89 | 70 | 18 | 1 | 89 | 2 | 87 |
| Pelehake | 149 | 130 | 16 | 3 | 0 | 149 | 116 | 31 | 2 | 149 | 1 | 148 |
| Fua'amotu | 309 | 249 | 51 | 8 | 1 | 309 | 198 | 102 | 9 | 309 | 3 | 306 |

| Division/District/ region | Toilet facility | | | | | Location of toilet facility | | | | Share toilet with other households | | |
|---------------------------|-----------------|--------------|---------------|-----------|----------|-----------------------------|-----------------|------------------|-----------|------------------------------------|-----------|--------------|
| | Total | Flush toilet | Manual Toilet | Pit | Other | Total | In own dwelling | In own yard/plot | Elsewhere | Total | Yes | No |
| | | | | | | | | | | | | |
| Nakolo | 65 | 53 | 12 | 0 | 0 | 65 | 28 | 36 | 1 | 65 | 0 | 65 |
| Ha'asini | 158 | 118 | 38 | 2 | 0 | 158 | 47 | 111 | 0 | 158 | 2 | 156 |
| Lavengatonga | 65 | 53 | 12 | 0 | 0 | 65 | 35 | 30 | 0 | 65 | 5 | 60 |
| Haveluiliku | 26 | 21 | 2 | 3 | 0 | 26 | 10 | 16 | 0 | 26 | 0 | 26 |
| Fatumu | 63 | 58 | 5 | 0 | 0 | 63 | 32 | 27 | 4 | 63 | 0 | 63 |
| Lapaha | 1,234 | 1,012 | 174 | 47 | 1 | 1,234 | 748 | 455 | 31 | 1,234 | 20 | 1,214 |
| Lapaha | 331 | 302 | 23 | 6 | 0 | 331 | 225 | 100 | 6 | 331 | 4 | 327 |
| Talasiu | 58 | 35 | 20 | 3 | 0 | 58 | 25 | 26 | 7 | 58 | 6 | 52 |
| Hoi | 75 | 50 | 14 | 11 | 0 | 75 | 33 | 39 | 3 | 75 | 3 | 72 |
| Nukuleka | 45 | 34 | 10 | 1 | 0 | 45 | 26 | 19 | 0 | 45 | 0 | 45 |
| Makaunga | 58 | 46 | 12 | 0 | 0 | 58 | 38 | 20 | 0 | 58 | 0 | 58 |
| Talafo'ou | 74 | 68 | 6 | 0 | 0 | 74 | 41 | 32 | 1 | 74 | 1 | 73 |
| Manuka | 46 | 41 | 5 | 0 | 0 | 46 | 38 | 8 | 0 | 46 | 0 | 46 |
| Navutoka | 117 | 100 | 15 | 2 | 0 | 117 | 84 | 31 | 2 | 117 | 2 | 115 |
| Kolonga | 216 | 176 | 37 | 2 | 1 | 216 | 122 | 88 | 6 | 216 | 2 | 214 |
| Afa | 71 | 50 | 7 | 14 | 0 | 71 | 24 | 45 | 2 | 71 | 2 | 69 |
| Niutoua | 130 | 109 | 16 | 5 | 0 | 130 | 90 | 40 | 0 | 130 | 0 | 130 |
| Eueiki | 12 | 1 | 8 | 3 | 0 | 12 | 2 | 6 | 4 | 12 | 0 | 12 |
| Fukave | 1 | 0 | 1 | 0 | 0 | 1 | 0 | 1 | 0 | 1 | 0 | 1 |
| Nukunuku | 1,391 | 1,205 | 136 | 47 | 3 | 1,391 | 1,006 | 373 | 12 | 1,391 | 26 | 1,365 |
| NUKunuku | 370 | 334 | 30 | 6 | 0 | 370 | 258 | 112 | 0 | 370 | 1 | 369 |
| Matahau | 105 | 96 | 9 | 0 | 0 | 105 | 67 | 38 | 0 | 105 | 0 | 105 |
| Matafonua | 45 | 38 | 5 | 2 | 0 | 45 | 37 | 8 | 0 | 45 | 0 | 45 |
| Fatai | 59 | 49 | 9 | 0 | 1 | 59 | 40 | 18 | 1 | 59 | 2 | 57 |
| Lakepa | 54 | 45 | 6 | 3 | 0 | 54 | 43 | 11 | 0 | 54 | 5 | 49 |
| Vaotu'u | 81 | 72 | 7 | 2 | 0 | 81 | 67 | 12 | 2 | 81 | 2 | 79 |
| Utulau | 98 | 89 | 7 | 2 | 0 | 98 | 78 | 20 | 0 | 98 | 1 | 97 |
| Ha'alalo | 103 | 78 | 11 | 14 | 0 | 103 | 62 | 41 | 0 | 103 | 0 | 103 |
| Ha'akame | 116 | 93 | 17 | 5 | 1 | 116 | 76 | 36 | 4 | 116 | 12 | 104 |
| Hourna | 360 | 311 | 35 | 13 | 1 | 360 | 278 | 77 | 5 | 360 | 3 | 357 |
| Kolovai | 740 | 614 | 83 | 41 | 2 | 740 | 430 | 305 | 5 | 740 | 24 | 716 |
| Kolovai | 118 | 108 | 5 | 4 | 1 | 118 | 87 | 31 | 0 | 118 | 2 | 116 |
| Te'ekiu | 104 | 79 | 20 | 5 | 0 | 104 | 51 | 52 | 1 | 104 | 1 | 103 |

| Division/District/ region | Toilet facility | | | | | Location of toilet facility | | | | Share toilet with other households | | |
|---------------------------|-----------------|--------------|---------------|------------|----------|-----------------------------|-----------------|------------------|-----------|------------------------------------|-----------|--------------|
| | Total | Flush toilet | Manual Toilet | Pit | Other | Total | In own dwelling | In own yard/plot | Elsewhere | Total | Yes | No |
| | | | | | | | | | | | | |
| Masilamea | 34 | 29 | 5 | 0 | 0 | 34 | 21 | 13 | 0 | 34 | 0 | 34 |
| Fahefa | 71 | 61 | 6 | 4 | 0 | 71 | 45 | 25 | 1 | 71 | 2 | 69 |
| Ha'utu | 39 | 38 | 1 | 0 | 0 | 39 | 21 | 17 | 1 | 39 | 8 | 31 |
| Kala'au | 26 | 25 | 0 | 1 | 0 | 26 | 17 | 8 | 1 | 26 | 0 | 26 |
| Fo'ui | 104 | 78 | 26 | 0 | 0 | 104 | 61 | 43 | 0 | 104 | 3 | 101 |
| Ha'avakatolo | 40 | 39 | 1 | 0 | 0 | 40 | 28 | 12 | 0 | 40 | 2 | 38 |
| Ahau | 61 | 59 | 2 | 0 | 0 | 61 | 23 | 38 | 0 | 61 | 5 | 56 |
| Kanokupolu | 65 | 57 | 6 | 1 | 1 | 65 | 31 | 34 | 0 | 65 | 1 | 64 |
| Ha'atafu | 47 | 38 | 6 | 3 | 0 | 47 | 41 | 5 | 1 | 47 | 0 | 47 |
| Atata | 31 | 3 | 5 | 23 | 0 | 31 | 4 | 27 | 0 | 31 | 0 | 31 |
| Vava'u | 2,715 | 1,932 | 116 | 658 | 9 | 2,715 | 1,393 | 1,278 | 44 | 2,715 | 50 | 2,665 |
| Neiafu | 1,041 | 915 | 35 | 89 | 2 | 1,041 | 749 | 282 | 10 | 1,041 | 13 | 1,028 |
| Neiafu | 743 | 675 | 19 | 48 | 1 | 743 | 595 | 145 | 3 | 743 | 10 | 733 |
| Makave | 72 | 71 | 0 | 1 | 0 | 72 | 54 | 18 | 0 | 72 | 0 | 72 |
| Toula | 83 | 71 | 2 | 10 | 0 | 83 | 48 | 35 | 0 | 83 | 1 | 82 |
| Utui | 55 | 41 | 0 | 13 | 1 | 55 | 24 | 30 | 1 | 55 | 1 | 54 |
| Ofu | 26 | 11 | 14 | 1 | 0 | 26 | 9 | 17 | 0 | 26 | 0 | 26 |
| Okoa | 48 | 42 | 0 | 6 | 0 | 48 | 17 | 31 | 0 | 48 | 1 | 47 |
| Olo'ua | 14 | 4 | 0 | 10 | 0 | 14 | 2 | 6 | 6 | 14 | 0 | 14 |
| Pangaimotu | 232 | 165 | 6 | 61 | 0 | 232 | 122 | 109 | 1 | 232 | 2 | 230 |
| Pangaimotu | 125 | 82 | 2 | 41 | 0 | 125 | 72 | 53 | 0 | 125 | 0 | 125 |
| Utulei | 24 | 18 | 4 | 2 | 0 | 24 | 7 | 17 | 0 | 24 | 0 | 24 |
| Nga'unoho | 27 | 23 | 0 | 4 | 0 | 27 | 17 | 10 | 0 | 27 | 0 | 27 |
| Utungake | 56 | 42 | 0 | 14 | 0 | 56 | 26 | 29 | 1 | 56 | 2 | 54 |
| Hahake | 403 | 274 | 34 | 94 | 1 | 403 | 172 | 223 | 8 | 403 | 10 | 393 |
| Ha'alaufuli | 84 | 66 | 8 | 10 | 0 | 84 | 45 | 33 | 6 | 84 | 1 | 83 |
| Ha'akio | 23 | 17 | 5 | 1 | 0 | 23 | 7 | 16 | 0 | 23 | 0 | 23 |
| Houma | 17 | 16 | 1 | 0 | 0 | 17 | 11 | 6 | 0 | 17 | 0 | 17 |
| Mangia | 17 | 14 | 0 | 3 | 0 | 17 | 13 | 4 | 0 | 17 | 0 | 17 |
| Ta'anea | 128 | 82 | 7 | 39 | 0 | 128 | 43 | 85 | 0 | 128 | 1 | 127 |
| Tu'anekivale | 82 | 62 | 10 | 10 | 0 | 82 | 42 | 40 | 0 | 82 | 0 | 82 |
| Koloa | 31 | 8 | 3 | 19 | 1 | 31 | 6 | 23 | 2 | 31 | 3 | 28 |
| Holeva | 21 | 9 | 0 | 12 | 0 | 21 | 5 | 16 | 0 | 21 | 5 | 16 |

| Division/District/ region | Toilet facility | | | | | Location of toilet facility | | | | Share toilet with other households | | |
|---------------------------|-----------------|--------------|---------------|------------|-----------|-----------------------------|-----------------|------------------|-----------|------------------------------------|-----------|--------------|
| | Total | Flush toilet | Manual Toilet | Pit | Other | Total | In own dwelling | In own yard/plot | Elsewhere | Total | Yes | No |
| | | | | | | | | | | | | |
| Leimatua | 482 | 327 | 5 | 149 | 1 | 482 | 204 | 273 | 5 | 482 | 18 | 464 |
| Leimatu'a | 235 | 154 | 1 | 80 | 0 | 235 | 110 | 123 | 2 | 235 | 11 | 224 |
| Holonga | 83 | 50 | 0 | 33 | 0 | 83 | 18 | 64 | 1 | 83 | 5 | 78 |
| Feletoa | 58 | 44 | 1 | 12 | 1 | 58 | 29 | 28 | 1 | 58 | 0 | 58 |
| Mataika | 106 | 79 | 3 | 24 | 0 | 106 | 47 | 58 | 1 | 106 | 2 | 104 |
| Hihifo | 385 | 225 | 9 | 150 | 1 | 385 | 127 | 239 | 19 | 385 | 2 | 383 |
| Longomapu | 109 | 69 | 0 | 40 | 0 | 109 | 22 | 78 | 9 | 109 | 1 | 108 |
| Taoa | 98 | 61 | 8 | 29 | 0 | 98 | 45 | 44 | 9 | 98 | 0 | 98 |
| Tefisi | 102 | 50 | 1 | 50 | 1 | 102 | 33 | 69 | 0 | 102 | 1 | 101 |
| Vaimalo | 23 | 10 | 0 | 13 | 0 | 23 | 8 | 15 | 0 | 23 | 0 | 23 |
| Tu'anuku | 53 | 35 | 0 | 18 | 0 | 53 | 19 | 33 | 1 | 53 | 0 | 53 |
| Motu | 172 | 26 | 27 | 115 | 4 | 172 | 19 | 152 | 1 | 172 | 5 | 167 |
| Kapa | 10 | 2 | 4 | 4 | 0 | 10 | 1 | 9 | 0 | 10 | 1 | 9 |
| Falevai | 20 | 0 | 18 | 2 | 0 | 20 | 3 | 17 | 0 | 20 | 1 | 19 |
| Otea | 23 | 3 | 0 | 18 | 2 | 23 | 2 | 21 | 0 | 23 | 1 | 22 |
| Lape | 5 | 0 | 0 | 5 | 0 | 5 | 0 | 5 | 0 | 5 | 0 | 5 |
| Matamaka | 23 | 3 | 0 | 20 | 0 | 23 | 1 | 22 | 0 | 23 | 2 | 21 |
| Nuapapu | 23 | 1 | 0 | 22 | 0 | 23 | 0 | 23 | 0 | 23 | 0 | 23 |
| Ovaka | 20 | 10 | 0 | 9 | 1 | 20 | 5 | 14 | 1 | 20 | 0 | 20 |
| Taunga | 9 | 2 | 5 | 2 | 0 | 9 | 3 | 6 | 0 | 9 | 0 | 9 |
| Hunga | 39 | 5 | 0 | 33 | 1 | 39 | 4 | 35 | 0 | 39 | 0 | 39 |
| Foeta Island | 0 | 0 | 0 | 0 | 0 | 0 | 0 | 0 | 0 | 0 | 0 | 0 |
| Ha'apai | 1,179 | 620 | 85 | 462 | 12 | 1,179 | 404 | 770 | 5 | 1,179 | 12 | 1,167 |
| Pangai | 433 | 352 | 29 | 49 | 3 | 433 | 267 | 163 | 3 | 433 | 10 | 423 |
| Pangai | 214 | 179 | 8 | 27 | 0 | 214 | 141 | 73 | 0 | 214 | 3 | 211 |
| Hihifo | 159 | 127 | 20 | 9 | 3 | 159 | 94 | 62 | 3 | 159 | 7 | 152 |
| Holopeka | 22 | 19 | 0 | 3 | 0 | 22 | 15 | 7 | 0 | 22 | 0 | 22 |
| Koulo | 38 | 27 | 1 | 10 | 0 | 38 | 17 | 21 | 0 | 38 | 0 | 38 |
| Foa | 236 | 131 | 6 | 99 | 0 | 236 | 71 | 163 | 2 | 236 | 1 | 235 |
| Fangale'ounga | 24 | 17 | 0 | 7 | 0 | 24 | 6 | 18 | 0 | 24 | 0 | 24 |
| Fotua | 42 | 17 | 0 | 25 | 0 | 42 | 6 | 36 | 0 | 42 | 0 | 42 |
| Lotofoa | 70 | 43 | 5 | 22 | 0 | 70 | 26 | 43 | 1 | 70 | 0 | 70 |
| Faleloa | 64 | 42 | 1 | 21 | 0 | 64 | 27 | 36 | 1 | 64 | 1 | 63 |

| Division/District/ region | Toilet facility | | | | | Location of toilet facility | | | | Share toilet with other households | | |
|---------------------------|-----------------|--------------|---------------|------------|----------|-----------------------------|-----------------|------------------|-----------|------------------------------------|-----------|------------|
| | Total | Flush toilet | Manual Toilet | Pit | Other | Total | In own dwelling | In own yard/plot | Elsewhere | Total | Yes | No |
| | | | | | | | | | | | | |
| Ha'afakahanga | 17 | 7 | 0 | 10 | 0 | 17 | 3 | 14 | 0 | 17 | 0 | 17 |
| Ha'ateiho Sii | 19 | 5 | 0 | 14 | 0 | 19 | 3 | 16 | 0 | 19 | 0 | 19 |
| Lulunga | 184 | 11 | 36 | 137 | 0 | 184 | 10 | 174 | 0 | 184 | 1 | 183 |
| Ha'afeva island | 57 | 6 | 0 | 51 | 0 | 57 | 6 | 51 | 0 | 57 | 0 | 57 |
| Tungua | 37 | 2 | 9 | 26 | 0 | 37 | 1 | 36 | 0 | 37 | 1 | 36 |
| Fotuha'a | 19 | 0 | 19 | 0 | 0 | 19 | 0 | 19 | 0 | 19 | 0 | 19 |
| 'O'ua | 25 | 1 | 0 | 24 | 0 | 25 | 1 | 24 | 0 | 25 | 0 | 25 |
| Matuku | 16 | 1 | 7 | 8 | 0 | 16 | 2 | 14 | 0 | 16 | 0 | 16 |
| Kotu | 30 | 1 | 1 | 28 | 0 | 30 | 0 | 30 | 0 | 30 | 0 | 30 |
| Mu'omu'a | 99 | 9 | 13 | 77 | 0 | 99 | 11 | 88 | 0 | 99 | 0 | 99 |
| Nomuka | 81 | 7 | 11 | 63 | 0 | 81 | 9 | 72 | 0 | 81 | 0 | 81 |
| Mango | 8 | 2 | 1 | 5 | 0 | 8 | 2 | 6 | 0 | 8 | 0 | 8 |
| Fonoifua | 10 | 0 | 1 | 9 | 0 | 10 | 0 | 10 | 0 | 10 | 0 | 10 |
| Ha'ano | 89 | 38 | 0 | 42 | 9 | 89 | 15 | 74 | 0 | 89 | 0 | 89 |
| Fakakai | 25 | 7 | 0 | 18 | 0 | 25 | 5 | 20 | 0 | 25 | 0 | 25 |
| Pukotala | 18 | 11 | 0 | 7 | 0 | 18 | 3 | 15 | 0 | 18 | 0 | 18 |
| Ha'ano | 24 | 15 | 0 | 9 | 0 | 24 | 5 | 19 | 0 | 24 | 0 | 24 |
| Muitoa | 7 | 4 | 0 | 3 | 0 | 7 | 1 | 6 | 0 | 7 | 0 | 7 |
| Mio'unga'one | 15 | 1 | 0 | 5 | 9 | 15 | 1 | 14 | 0 | 15 | 0 | 15 |
| 'Ujha | 138 | 79 | 1 | 58 | 0 | 138 | 30 | 108 | 0 | 138 | 0 | 138 |
| Uiha | 76 | 66 | 1 | 9 | 0 | 76 | 25 | 51 | 0 | 76 | 0 | 76 |
| Felemea | 31 | 10 | 0 | 21 | 0 | 31 | 5 | 26 | 0 | 31 | 0 | 31 |
| Lofanga | 31 | 3 | 0 | 28 | 0 | 31 | 0 | 31 | 0 | 31 | 0 | 31 |
| Eua | 885 | 685 | 65 | 133 | 2 | 885 | 468 | 410 | 7 | 885 | 21 | 864 |
| Eua Motu'a | 508 | 387 | 45 | 76 | 0 | 508 | 237 | 268 | 3 | 508 | 12 | 496 |
| Ohonua | 221 | 183 | 15 | 23 | 0 | 221 | 103 | 116 | 2 | 221 | 5 | 216 |
| Tufuvai | 41 | 34 | 3 | 4 | 0 | 41 | 23 | 18 | 0 | 41 | 0 | 41 |
| Pangai | 59 | 39 | 20 | 0 | 0 | 59 | 30 | 29 | 0 | 59 | 1 | 58 |
| Houma | 55 | 30 | 0 | 25 | 0 | 55 | 8 | 46 | 1 | 55 | 6 | 49 |
| Ha'atu'a | 96 | 69 | 6 | 21 | 0 | 96 | 47 | 49 | 0 | 96 | 0 | 96 |
| Ta'anga | 36 | 32 | 1 | 3 | 0 | 36 | 26 | 10 | 0 | 36 | 0 | 36 |
| 'Eua fo'ou | 377 | 298 | 20 | 57 | 2 | 377 | 231 | 142 | 4 | 377 | 9 | 368 |
| Angaha | 65 | 50 | 9 | 6 | 0 | 65 | 50 | 15 | 0 | 65 | 0 | 65 |

| Division/District/ region | Toilet facility | | | | Location of toilet facility | | | | Share toilet with other households | | | |
|---------------------------|-----------------|---------------|---------------|--------------|-----------------------------|---------------|-----------------|------------------|------------------------------------|---------------|------------|---------------|
| | Total | Flush toilet | Manual Toilet | Pit | Other | Total | In own dwelling | In own yard/plot | Elsewhere | Total | Yes | No |
| | | | | | | | | | | | | |
| Futu | 51 | 37 | 0 | 14 | 0 | 51 | 22 | 28 | 1 | 51 | 0 | 51 |
| Esia | 37 | 30 | 4 | 3 | 0 | 37 | 26 | 11 | 0 | 37 | 0 | 37 |
| Sapa'ata | 24 | 23 | 1 | 0 | 0 | 24 | 22 | 2 | 0 | 24 | 0 | 24 |
| Fata'ulua | 36 | 28 | 3 | 5 | 0 | 36 | 22 | 14 | 0 | 36 | 1 | 35 |
| Mu'a | 28 | 25 | 0 | 2 | 1 | 28 | 17 | 10 | 1 | 28 | 0 | 28 |
| Tongamama'o | 29 | 27 | 1 | 1 | 0 | 29 | 12 | 16 | 1 | 29 | 1 | 28 |
| Petani | 57 | 41 | 2 | 13 | 1 | 57 | 31 | 25 | 1 | 57 | 3 | 54 |
| Mata'aho | 50 | 37 | 0 | 13 | 0 | 50 | 29 | 21 | 0 | 50 | 4 | 46 |
| Ongo Niua | 273 | 170 | 23 | 80 | 0 | 273 | 100 | 173 | 0 | 273 | 1 | 272 |
| Niuaotupapu | 172 | 144 | 14 | 14 | 0 | 172 | 77 | 95 | 0 | 172 | 1 | 171 |
| Hihifo | 71 | 57 | 6 | 8 | 0 | 71 | 32 | 39 | 0 | 71 | 0 | 71 |
| Vaipoa | 37 | 33 | 4 | 0 | 0 | 37 | 35 | 2 | 0 | 37 | 0 | 37 |
| Falehau | 56 | 51 | 1 | 4 | 0 | 56 | 10 | 46 | 0 | 56 | 1 | 55 |
| Tafahi | 8 | 3 | 3 | 2 | 0 | 8 | 0 | 8 | 0 | 8 | 0 | 8 |
| Niuafo'ou | 101 | 26 | 9 | 66 | 0 | 101 | 23 | 78 | 0 | 101 | 0 | 101 |
| Esia | 26 | 6 | 4 | 16 | 0 | 26 | 10 | 16 | 0 | 26 | 0 | 26 |
| Kolofo'ou | 11 | 3 | 0 | 8 | 0 | 11 | 1 | 10 | 0 | 11 | 0 | 11 |
| Sapaata | 26 | 13 | 3 | 10 | 0 | 26 | 9 | 17 | 0 | 26 | 0 | 26 |
| Fata'ulua | 13 | 2 | 0 | 11 | 0 | 13 | 2 | 11 | 0 | 13 | 0 | 13 |
| Mata'aho | 3 | 0 | 0 | 3 | 0 | 3 | 0 | 3 | 0 | 3 | 0 | 3 |
| Mu'a | 6 | 1 | 0 | 5 | 0 | 6 | 1 | 5 | 0 | 6 | 0 | 6 |
| Tongamama'o | 2 | 0 | 1 | 1 | 0 | 2 | 0 | 2 | 0 | 2 | 0 | 2 |
| Petani | 14 | 1 | 1 | 12 | 0 | 14 | 0 | 14 | 0 | 14 | 0 | 14 |
| Urban | 4,089 | 3,875 | 198 | 11 | 5 | 4,089 | 3,378 | 684 | 27 | 4,089 | 96 | 3,993 |
| Rural | 13,916 | 10,951 | 1,326 | 1,602 | 37 | 13,916 | 8,370 | 5,378 | 168 | 13,916 | 271 | 13,645 |
| Greater Nuku'alofa | 6,139 | 5,679 | 404 | 50 | 6 | 6,139 | 4,915 | 1,173 | 51 | 6,139 | 156 | 5,983 |

Table H 9: Households' main toilet facility, location and shared toilet facility by division, district, village and region

| Division/District/ region | Toilet facility | | | | | Location of toilet facility | | | | Share toilet with other households | | |
|------------------------------|-----------------|---------------|---------------|--------------|-----------|-----------------------------|-----------------|------------------|------------|------------------------------------|------------|---------------|
| | Total | Flush toilet | Manual Toilet | Pit | Other | Total | In own dwelling | In own yard/plot | Elsewhere | Total | Yes | No |
| TONGA | 18,005 | 14,826 | 1,524 | 1,613 | 42 | 18,005 | 11,748 | 6,062 | 195 | 18,005 | 367 | 17,638 |
| Tongatapu | 12,953 | 11,419 | 1,235 | 280 | 19 | 12,953 | 9,383 | 3,431 | 139 | 12,953 | 283 | 12,670 |
| Kolofo'ou | 3,108 | 2,863 | 228 | 15 | 2 | 3,108 | 2,451 | 626 | 31 | 3,108 | 76 | 3,032 |
| Kolofo'ou | 1,475 | 1,432 | 42 | 1 | 0 | 1,475 | 1,262 | 197 | 16 | 1,475 | 21 | 1,454 |
| Ma'ufanga | 1,237 | 1,137 | 94 | 4 | 2 | 1,237 | 933 | 296 | 8 | 1,237 | 43 | 1,194 |
| Nukumotu | 8 | 0 | 6 | 2 | 0 | 8 | 0 | 8 | 0 | 8 | 1 | 7 |
| Popua | 312 | 270 | 37 | 5 | 0 | 312 | 229 | 76 | 7 | 312 | 9 | 303 |
| Tukutonga | 75 | 23 | 49 | 3 | 0 | 75 | 26 | 49 | 0 | 75 | 2 | 73 |
| Pangaimotu | 1 | 1 | 0 | 0 | 0 | 1 | 1 | 0 | 0 | 1 | 0 | 1 |
| Kolomotu'a | 3,031 | 2,816 | 176 | 35 | 4 | 3,031 | 2,464 | 547 | 20 | 3,031 | 80 | 2,951 |
| Kolomotu'a | 1,377 | 1,306 | 62 | 6 | 3 | 1,377 | 1,183 | 191 | 3 | 1,377 | 32 | 1,345 |
| Havelu | 617 | 592 | 21 | 3 | 1 | 617 | 487 | 126 | 4 | 617 | 19 | 598 |
| Tofoa | 590 | 552 | 35 | 3 | 0 | 590 | 458 | 132 | 0 | 590 | 20 | 570 |
| Hofoa | 193 | 155 | 24 | 14 | 0 | 193 | 147 | 36 | 10 | 193 | 6 | 187 |
| Puke | 156 | 117 | 31 | 8 | 0 | 156 | 102 | 53 | 1 | 156 | 3 | 153 |
| Sia'atoutai | 98 | 94 | 3 | 1 | 0 | 98 | 87 | 9 | 2 | 98 | 0 | 98 |
| Vaini | 2,201 | 1,865 | 264 | 70 | 2 | 2,201 | 1,512 | 672 | 17 | 2,201 | 36 | 2,165 |
| Vaini | 576 | 468 | 86 | 21 | 1 | 576 | 388 | 182 | 6 | 576 | 9 | 567 |
| Malapo | 106 | 88 | 17 | 1 | 0 | 106 | 81 | 25 | 0 | 106 | 0 | 106 |
| Longoteme | 101 | 75 | 21 | 5 | 0 | 101 | 59 | 42 | 0 | 101 | 0 | 101 |
| Folaha | 162 | 126 | 16 | 20 | 0 | 162 | 93 | 67 | 2 | 162 | 5 | 157 |
| Nukuhetulu | 63 | 43 | 20 | 0 | 0 | 63 | 43 | 20 | 0 | 63 | 3 | 60 |
| Veitongo | 179 | 158 | 17 | 4 | 0 | 179 | 135 | 43 | 1 | 179 | 6 | 173 |
| Ha'ateiho | 449 | 414 | 32 | 2 | 1 | 449 | 322 | 124 | 3 | 449 | 6 | 443 |
| Pea | 345 | 304 | 31 | 10 | 0 | 345 | 246 | 97 | 2 | 345 | 6 | 339 |
| Tokomololo | 220 | 189 | 24 | 7 | 0 | 220 | 145 | 72 | 3 | 220 | 1 | 219 |
| Tatakamotonga | 1,248 | 1,044 | 174 | 25 | 5 | 1,248 | 772 | 453 | 23 | 1,248 | 21 | 1,227 |
| Tatakamotonga | 324 | 285 | 31 | 5 | 3 | 324 | 236 | 82 | 6 | 324 | 8 | 316 |
| Holonga | 89 | 77 | 7 | 4 | 1 | 89 | 70 | 18 | 1 | 89 | 2 | 87 |
| Pelehake | 149 | 130 | 16 | 3 | 0 | 149 | 116 | 31 | 2 | 149 | 1 | 148 |
| Fua'amotu | 309 | 249 | 51 | 8 | 1 | 309 | 198 | 102 | 9 | 309 | 3 | 306 |
| Nakolo | 65 | 53 | 12 | 0 | 0 | 65 | 28 | 36 | 1 | 65 | 0 | 65 |
| Ha'asini | 158 | 118 | 38 | 2 | 0 | 158 | 47 | 111 | 0 | 158 | 2 | 156 |
| Lavengatonga | 65 | 53 | 12 | 0 | 0 | 65 | 35 | 30 | 0 | 65 | 5 | 60 |
| Haveluliku | 26 | 21 | 2 | 3 | 0 | 26 | 10 | 16 | 0 | 26 | 0 | 26 |
| Fatumu | 63 | 58 | 5 | 0 | 0 | 63 | 32 | 27 | 4 | 63 | 0 | 63 |
| Lapaha | 1,234 | 1,012 | 174 | 47 | 1 | 1,234 | 748 | 455 | 31 | 1,234 | 20 | 1,214 |
| Lapaha | 331 | 302 | 23 | 6 | 0 | 331 | 225 | 100 | 6 | 331 | 4 | 327 |
| Talasiu | 58 | 35 | 20 | 3 | 0 | 58 | 25 | 26 | 7 | 58 | 6 | 52 |
| Hoi | 75 | 50 | 14 | 11 | 0 | 75 | 33 | 39 | 3 | 75 | 3 | 72 |
| Nukuleka | 45 | 34 | 10 | 1 | 0 | 45 | 26 | 19 | 0 | 45 | 0 | 45 |
| Makaunga | 58 | 46 | 12 | 0 | 0 | 58 | 38 | 20 | 0 | 58 | 0 | 58 |
| Talafo'ou | 74 | 68 | 6 | 0 | 0 | 74 | 41 | 32 | 1 | 74 | 1 | 73 |
| Manuka | 46 | 41 | 5 | 0 | 0 | 46 | 38 | 8 | 0 | 46 | 0 | 46 |
| Navutoka | 117 | 100 | 15 | 2 | 0 | 117 | 84 | 31 | 2 | 117 | 2 | 115 |
| Kolonga | 216 | 176 | 37 | 2 | 1 | 216 | 122 | 88 | 6 | 216 | 2 | 214 |
| Afa | 71 | 50 | 7 | 14 | 0 | 71 | 24 | 45 | 2 | 71 | 2 | 69 |
| Niutoua | 130 | 109 | 16 | 5 | 0 | 130 | 90 | 40 | 0 | 130 | 0 | 130 |
| Eueiki | 12 | 1 | 8 | 3 | 0 | 12 | 2 | 6 | 4 | 12 | 0 | 12 |

| Division/District/ region | Toilet facility | | | | | Location of toilet facility | | | | Share toilet with other households | | |
|------------------------------|-----------------|--------------|---------------|------------|----------|-----------------------------|-----------------|------------------|-----------|------------------------------------|-----------|--------------|
| | Total | Flush toilet | Manual Toilet | Pit | Other | Total | In own dwelling | In own yard/plot | Elsewhere | Total | Yes | No |
| Fukave | 1 | 0 | 1 | 0 | 0 | 1 | 0 | 1 | 0 | 1 | 0 | 1 |
| Nukunuku | 1,391 | 1,205 | 136 | 47 | 3 | 1,391 | 1,006 | 373 | 12 | 1,391 | 26 | 1,365 |
| NUkunuku | 370 | 334 | 30 | 6 | 0 | 370 | 258 | 112 | 0 | 370 | 1 | 369 |
| Matahau | 105 | 96 | 9 | 0 | 0 | 105 | 67 | 38 | 0 | 105 | 0 | 105 |
| Matafonua | 45 | 38 | 5 | 2 | 0 | 45 | 37 | 8 | 0 | 45 | 0 | 45 |
| Fatai | 59 | 49 | 9 | 0 | 1 | 59 | 40 | 18 | 1 | 59 | 2 | 57 |
| Lakepa | 54 | 45 | 6 | 3 | 0 | 54 | 43 | 11 | 0 | 54 | 5 | 49 |
| Vaotu'u | 81 | 72 | 7 | 2 | 0 | 81 | 67 | 12 | 2 | 81 | 2 | 79 |
| Utulau | 98 | 89 | 7 | 2 | 0 | 98 | 78 | 20 | 0 | 98 | 1 | 97 |
| Ha'alalo | 103 | 78 | 11 | 14 | 0 | 103 | 62 | 41 | 0 | 103 | 0 | 103 |
| Ha'akame | 116 | 93 | 17 | 5 | 1 | 116 | 76 | 36 | 4 | 116 | 12 | 104 |
| Houma | 360 | 311 | 35 | 13 | 1 | 360 | 278 | 77 | 5 | 360 | 3 | 357 |
| Kolovai | 740 | 614 | 83 | 41 | 2 | 740 | 430 | 305 | 5 | 740 | 24 | 716 |
| Kolovai | 118 | 108 | 5 | 4 | 1 | 118 | 87 | 31 | 0 | 118 | 2 | 116 |
| Te'ekiu | 104 | 79 | 20 | 5 | 0 | 104 | 51 | 52 | 1 | 104 | 1 | 103 |
| Masilamea | 34 | 29 | 5 | 0 | 0 | 34 | 21 | 13 | 0 | 34 | 0 | 34 |
| Fahefa | 71 | 61 | 6 | 4 | 0 | 71 | 45 | 25 | 1 | 71 | 2 | 69 |
| Ha'utu | 39 | 38 | 1 | 0 | 0 | 39 | 21 | 17 | 1 | 39 | 8 | 31 |
| Kala'au | 26 | 25 | 0 | 1 | 0 | 26 | 17 | 8 | 1 | 26 | 0 | 26 |
| Fo'ui | 104 | 78 | 26 | 0 | 0 | 104 | 61 | 43 | 0 | 104 | 3 | 101 |
| Ha'avakatolo | 40 | 39 | 1 | 0 | 0 | 40 | 28 | 12 | 0 | 40 | 2 | 38 |
| Ahau | 61 | 59 | 2 | 0 | 0 | 61 | 23 | 38 | 0 | 61 | 5 | 56 |
| Kanokupolu | 65 | 57 | 6 | 1 | 1 | 65 | 31 | 34 | 0 | 65 | 1 | 64 |
| Ha'atafu | 47 | 38 | 6 | 3 | 0 | 47 | 41 | 5 | 1 | 47 | 0 | 47 |
| Atata | 31 | 3 | 5 | 23 | 0 | 31 | 4 | 27 | 0 | 31 | 0 | 31 |
| Vava'u | 2,715 | 1,932 | 116 | 658 | 9 | 2,715 | 1,393 | 1,278 | 44 | 2,715 | 50 | 2,665 |
| Neiafu | 1,041 | 915 | 35 | 89 | 2 | 1,041 | 749 | 282 | 10 | 1,041 | 13 | 1,028 |
| Neiafu | 743 | 675 | 19 | 48 | 1 | 743 | 595 | 145 | 3 | 743 | 10 | 733 |
| Makave | 72 | 71 | 0 | 1 | 0 | 72 | 54 | 18 | 0 | 72 | 0 | 72 |
| Toula | 83 | 71 | 2 | 10 | 0 | 83 | 48 | 35 | 0 | 83 | 1 | 82 |
| Utui | 55 | 41 | 0 | 13 | 1 | 55 | 24 | 30 | 1 | 55 | 1 | 54 |
| Ofu | 26 | 11 | 14 | 1 | 0 | 26 | 9 | 17 | 0 | 26 | 0 | 26 |
| Okoa | 48 | 42 | 0 | 6 | 0 | 48 | 17 | 31 | 0 | 48 | 1 | 47 |
| Olo'ua | 14 | 4 | 0 | 10 | 0 | 14 | 2 | 6 | 6 | 14 | 0 | 14 |
| Pangaimotu | 232 | 165 | 6 | 61 | 0 | 232 | 122 | 109 | 1 | 232 | 2 | 230 |
| Pangaimotu | 125 | 82 | 2 | 41 | 0 | 125 | 72 | 53 | 0 | 125 | 0 | 125 |
| Utulei | 24 | 18 | 4 | 2 | 0 | 24 | 7 | 17 | 0 | 24 | 0 | 24 |
| Nga'unoho | 27 | 23 | 0 | 4 | 0 | 27 | 17 | 10 | 0 | 27 | 0 | 27 |
| Utungake | 56 | 42 | 0 | 14 | 0 | 56 | 26 | 29 | 1 | 56 | 2 | 54 |
| Hahake | 403 | 274 | 34 | 94 | 1 | 403 | 172 | 223 | 8 | 403 | 10 | 393 |
| Ha'alaufuli | 84 | 66 | 8 | 10 | 0 | 84 | 45 | 33 | 6 | 84 | 1 | 83 |
| Ha'akio | 23 | 17 | 5 | 1 | 0 | 23 | 7 | 16 | 0 | 23 | 0 | 23 |
| Houma | 17 | 16 | 1 | 0 | 0 | 17 | 11 | 6 | 0 | 17 | 0 | 17 |
| Mangia | 17 | 14 | 0 | 3 | 0 | 17 | 13 | 4 | 0 | 17 | 0 | 17 |
| Ta'anea | 128 | 82 | 7 | 39 | 0 | 128 | 43 | 85 | 0 | 128 | 1 | 127 |
| Tu'anekeviale | 82 | 62 | 10 | 10 | 0 | 82 | 42 | 40 | 0 | 82 | 0 | 82 |
| Koloa | 31 | 8 | 3 | 19 | 1 | 31 | 6 | 23 | 2 | 31 | 3 | 28 |
| Holeva | 21 | 9 | 0 | 12 | 0 | 21 | 5 | 16 | 0 | 21 | 5 | 16 |
| Leimatu'a | 482 | 327 | 5 | 149 | 1 | 482 | 204 | 273 | 5 | 482 | 18 | 464 |
| Leimatu'a | 235 | 154 | 1 | 80 | 0 | 235 | 110 | 123 | 2 | 235 | 11 | 224 |
| Holonga | 83 | 50 | 0 | 33 | 0 | 83 | 18 | 64 | 1 | 83 | 5 | 78 |

| Division/District/ region | Toilet facility | | | | | Location of toilet facility | | | | Share toilet with other households | | |
|------------------------------|-----------------|--------------|---------------|------------|-----------|-----------------------------|-----------------|------------------|-----------|------------------------------------|-----------|--------------|
| | Total | Flush toilet | Manual Toilet | Pit | Other | Total | In own dwelling | In own yard/plot | Elsewhere | Total | Yes | No |
| Feletoa | 58 | 44 | 1 | 12 | 1 | 58 | 29 | 28 | 1 | 58 | 0 | 58 |
| Mataika | 106 | 79 | 3 | 24 | 0 | 106 | 47 | 58 | 1 | 106 | 2 | 104 |
| Hihifo | 385 | 225 | 9 | 150 | 1 | 385 | 127 | 239 | 19 | 385 | 2 | 383 |
| Longomapu | 109 | 69 | 0 | 40 | 0 | 109 | 22 | 78 | 9 | 109 | 1 | 108 |
| Taoa | 98 | 61 | 8 | 29 | 0 | 98 | 45 | 44 | 9 | 98 | 0 | 98 |
| Tefisi | 102 | 50 | 1 | 50 | 1 | 102 | 33 | 69 | 0 | 102 | 1 | 101 |
| Vaimalo | 23 | 10 | 0 | 13 | 0 | 23 | 8 | 15 | 0 | 23 | 0 | 23 |
| Tu'anuku | 53 | 35 | 0 | 18 | 0 | 53 | 19 | 33 | 1 | 53 | 0 | 53 |
| Motu | 172 | 26 | 27 | 115 | 4 | 172 | 19 | 152 | 1 | 172 | 5 | 167 |
| Kapa | 10 | 2 | 4 | 4 | 0 | 10 | 1 | 9 | 0 | 10 | 1 | 9 |
| Falevai | 20 | 0 | 18 | 2 | 0 | 20 | 3 | 17 | 0 | 20 | 1 | 19 |
| Otea | 23 | 3 | 0 | 18 | 2 | 23 | 2 | 21 | 0 | 23 | 1 | 22 |
| Lape | 5 | 0 | 0 | 5 | 0 | 5 | 0 | 5 | 0 | 5 | 0 | 5 |
| Matamaka | 23 | 3 | 0 | 20 | 0 | 23 | 1 | 22 | 0 | 23 | 2 | 21 |
| Nuapapu | 23 | 1 | 0 | 22 | 0 | 23 | 0 | 23 | 0 | 23 | 0 | 23 |
| Ovaka | 20 | 10 | 0 | 9 | 1 | 20 | 5 | 14 | 1 | 20 | 0 | 20 |
| Taunga | 9 | 2 | 5 | 2 | 0 | 9 | 3 | 6 | 0 | 9 | 0 | 9 |
| Hunga | 39 | 5 | 0 | 33 | 1 | 39 | 4 | 35 | 0 | 39 | 0 | 39 |
| Foatea Island | 0 | 0 | 0 | 0 | 0 | 0 | 0 | 0 | 0 | 0 | 0 | 0 |
| Ha'apai | 1,179 | 620 | 85 | 462 | 12 | 1,179 | 404 | 770 | 5 | 1,179 | 12 | 1,167 |
| Pangai | 433 | 352 | 29 | 49 | 3 | 433 | 267 | 163 | 3 | 433 | 10 | 423 |
| Pangai | 214 | 179 | 8 | 27 | 0 | 214 | 141 | 73 | 0 | 214 | 3 | 211 |
| Hihifo | 159 | 127 | 20 | 9 | 3 | 159 | 94 | 62 | 3 | 159 | 7 | 152 |
| Holopeka | 22 | 19 | 0 | 3 | 0 | 22 | 15 | 7 | 0 | 22 | 0 | 22 |
| Koulo | 38 | 27 | 1 | 10 | 0 | 38 | 17 | 21 | 0 | 38 | 0 | 38 |
| Foa | 236 | 131 | 6 | 99 | 0 | 236 | 71 | 163 | 2 | 236 | 1 | 235 |
| Fangale'ounga | 24 | 17 | 0 | 7 | 0 | 24 | 6 | 18 | 0 | 24 | 0 | 24 |
| Fotua | 42 | 17 | 0 | 25 | 0 | 42 | 6 | 36 | 0 | 42 | 0 | 42 |
| Lotofoa | 70 | 43 | 5 | 22 | 0 | 70 | 26 | 43 | 1 | 70 | 0 | 70 |
| faleloa | 64 | 42 | 1 | 21 | 0 | 64 | 27 | 36 | 1 | 64 | 1 | 63 |
| Ha'afakahenga | 17 | 7 | 0 | 10 | 0 | 17 | 3 | 14 | 0 | 17 | 0 | 17 |
| Ha'ateiho Si'i | 19 | 5 | 0 | 14 | 0 | 19 | 3 | 16 | 0 | 19 | 0 | 19 |
| Lulunga | 184 | 11 | 36 | 137 | 0 | 184 | 10 | 174 | 0 | 184 | 1 | 183 |
| Ha'afeva island | 57 | 6 | 0 | 51 | 0 | 57 | 6 | 51 | 0 | 57 | 0 | 57 |
| Tungua | 37 | 2 | 9 | 26 | 0 | 37 | 1 | 36 | 0 | 37 | 1 | 36 |
| Fotuha'a | 19 | 0 | 19 | 0 | 0 | 19 | 0 | 19 | 0 | 19 | 0 | 19 |
| 'O'ua | 25 | 1 | 0 | 24 | 0 | 25 | 1 | 24 | 0 | 25 | 0 | 25 |
| Matuku | 16 | 1 | 7 | 8 | 0 | 16 | 2 | 14 | 0 | 16 | 0 | 16 |
| Kotu | 30 | 1 | 1 | 28 | 0 | 30 | 0 | 30 | 0 | 30 | 0 | 30 |
| Mu'omu'a | 99 | 9 | 13 | 77 | 0 | 99 | 11 | 88 | 0 | 99 | 0 | 99 |
| Nomuka | 81 | 7 | 11 | 63 | 0 | 81 | 9 | 72 | 0 | 81 | 0 | 81 |
| Mango | 8 | 2 | 1 | 5 | 0 | 8 | 2 | 6 | 0 | 8 | 0 | 8 |
| Fonoifua | 10 | 0 | 1 | 9 | 0 | 10 | 0 | 10 | 0 | 10 | 0 | 10 |
| Ha'ano | 89 | 38 | 0 | 42 | 9 | 89 | 15 | 74 | 0 | 89 | 0 | 89 |
| Fakakai | 25 | 7 | 0 | 18 | 0 | 25 | 5 | 20 | 0 | 25 | 0 | 25 |
| Pukotala | 18 | 11 | 0 | 7 | 0 | 18 | 3 | 15 | 0 | 18 | 0 | 18 |
| Ha'ano | 24 | 15 | 0 | 9 | 0 | 24 | 5 | 19 | 0 | 24 | 0 | 24 |
| Muitoa | 7 | 4 | 0 | 3 | 0 | 7 | 1 | 6 | 0 | 7 | 0 | 7 |
| Mo'unga'one | 15 | 1 | 0 | 5 | 9 | 15 | 1 | 14 | 0 | 15 | 0 | 15 |
| 'Uiha | 138 | 79 | 1 | 58 | 0 | 138 | 30 | 108 | 0 | 138 | 0 | 138 |
| Uiha | 76 | 66 | 1 | 9 | 0 | 76 | 25 | 51 | 0 | 76 | 0 | 76 |

| Division/District/ region | Toilet facility | | | | | Location of toilet facility | | | | Share toilet with other households | | |
|------------------------------|-----------------|---------------|---------------|--------------|-----------|-----------------------------|-----------------|------------------|------------|------------------------------------|------------|---------------|
| | Total | Flush toilet | Manual Toilet | Pit | Other | Total | In own dwelling | In own yard/plot | Elsewhere | Total | Yes | No |
| Felemea | 31 | 10 | 0 | 21 | 0 | 31 | 5 | 26 | 0 | 31 | 0 | 31 |
| Lofanga | 31 | 3 | 0 | 28 | 0 | 31 | 0 | 31 | 0 | 31 | 0 | 31 |
| Eua | 885 | 685 | 65 | 133 | 2 | 885 | 468 | 410 | 7 | 885 | 21 | 864 |
| Eua Motu'a | 508 | 387 | 45 | 76 | 0 | 508 | 237 | 268 | 3 | 508 | 12 | 496 |
| Ohonua | 221 | 183 | 15 | 23 | 0 | 221 | 103 | 116 | 2 | 221 | 5 | 216 |
| Tufuvai | 41 | 34 | 3 | 4 | 0 | 41 | 23 | 18 | 0 | 41 | 0 | 41 |
| Pangai | 59 | 39 | 20 | 0 | 0 | 59 | 30 | 29 | 0 | 59 | 1 | 58 |
| Houma | 55 | 30 | 0 | 25 | 0 | 55 | 8 | 46 | 1 | 55 | 6 | 49 |
| Ha'atu'a | 96 | 69 | 6 | 21 | 0 | 96 | 47 | 49 | 0 | 96 | 0 | 96 |
| Ta'anga | 36 | 32 | 1 | 3 | 0 | 36 | 26 | 10 | 0 | 36 | 0 | 36 |
| 'Eua fo'ou | 377 | 298 | 20 | 57 | 2 | 377 | 231 | 142 | 4 | 377 | 9 | 368 |
| Angaha | 65 | 50 | 9 | 6 | 0 | 65 | 50 | 15 | 0 | 65 | 0 | 65 |
| Futu | 51 | 37 | 0 | 14 | 0 | 51 | 22 | 28 | 1 | 51 | 0 | 51 |
| Esia | 37 | 30 | 4 | 3 | 0 | 37 | 26 | 11 | 0 | 37 | 0 | 37 |
| Sapa'ata | 24 | 23 | 1 | 0 | 0 | 24 | 22 | 2 | 0 | 24 | 0 | 24 |
| Fata'ulua | 36 | 28 | 3 | 5 | 0 | 36 | 22 | 14 | 0 | 36 | 1 | 35 |
| Mu'a | 28 | 25 | 0 | 2 | 1 | 28 | 17 | 10 | 1 | 28 | 0 | 28 |
| Tongamama'o | 29 | 27 | 1 | 1 | 0 | 29 | 12 | 16 | 1 | 29 | 1 | 28 |
| Petani | 57 | 41 | 2 | 13 | 1 | 57 | 31 | 25 | 1 | 57 | 3 | 54 |
| Mata'aho | 50 | 37 | 0 | 13 | 0 | 50 | 29 | 21 | 0 | 50 | 4 | 46 |
| Ongo Niua | 273 | 170 | 23 | 80 | 0 | 273 | 100 | 173 | 0 | 273 | 1 | 272 |
| Niuatoputapu | 172 | 144 | 14 | 14 | 0 | 172 | 77 | 95 | 0 | 172 | 1 | 171 |
| Hihifo | 71 | 57 | 6 | 8 | 0 | 71 | 32 | 39 | 0 | 71 | 0 | 71 |
| Vaipoa | 37 | 33 | 4 | 0 | 0 | 37 | 35 | 2 | 0 | 37 | 0 | 37 |
| Falehau | 56 | 51 | 1 | 4 | 0 | 56 | 10 | 46 | 0 | 56 | 1 | 55 |
| Tafahi | 8 | 3 | 3 | 2 | 0 | 8 | 0 | 8 | 0 | 8 | 0 | 8 |
| Niuafu'ou | 101 | 26 | 9 | 66 | 0 | 101 | 23 | 78 | 0 | 101 | 0 | 101 |
| Esia | 26 | 6 | 4 | 16 | 0 | 26 | 10 | 16 | 0 | 26 | 0 | 26 |
| Kolofo'ou | 11 | 3 | 0 | 8 | 0 | 11 | 1 | 10 | 0 | 11 | 0 | 11 |
| Sapaata | 26 | 13 | 3 | 10 | 0 | 26 | 9 | 17 | 0 | 26 | 0 | 26 |
| Fata'ulua | 13 | 2 | 0 | 11 | 0 | 13 | 2 | 11 | 0 | 13 | 0 | 13 |
| Mata'aho | 3 | 0 | 0 | 3 | 0 | 3 | 0 | 3 | 0 | 3 | 0 | 3 |
| Mu'a | 6 | 1 | 0 | 5 | 0 | 6 | 1 | 5 | 0 | 6 | 0 | 6 |
| Tongamama'o | 2 | 0 | 1 | 1 | 0 | 2 | 0 | 2 | 0 | 2 | 0 | 2 |
| Petani | 14 | 1 | 1 | 12 | 0 | 14 | 0 | 14 | 0 | 14 | 0 | 14 |
| Urban | 4,089 | 3,875 | 198 | 11 | 5 | 4,089 | 3,378 | 684 | 27 | 4,089 | 96 | 3,993 |
| Rural | 13,916 | 10,951 | 1,326 | 1,602 | 37 | 13,916 | 8,370 | 5,378 | 168 | 13,916 | 271 | 13,645 |
| Greater Nuku'alofa | 6,139 | 5,679 | 404 | 50 | 6 | 6,139 | 4,915 | 1,173 | 51 | 6,139 | 156 | 5,983 |

Table H 10: Private Households' main source of energy for cooking by division, district, village and region

| Division/District/ region | Main cooking fuel used | | | | | | | | | | Main place of cooking | | | | |
|------------------------------|------------------------|--------------|-------------------|-----------|-------------|-----------------------|-----------|---------------|---|--|-----------------------------|-------------------------------|-----------|--|--|
| | Total | Electricity | Propane gas (LPG) | Kerosene | Solar power | Wood and coconut husk | Others | Total | Inside the dwelling - separate kitchen area | Inside the dwelling - no devoted kitchen | Outside - open cooking area | Outside - closed cooking area | Others | | |
| | | | | | | | | | | | | | | | |
| TONGA | 18,005 | 1,960 | 11,530 | 58 | 55 | 4,374 | 28 | 18,005 | 11,507 | 1,705 | 2,133 | 2,636 | 24 | | |
| Tongatapu | 12,953 | 1,421 | 9,346 | 47 | 17 | 2,102 | 20 | 12,953 | 9,144 | 1,292 | 1,357 | 1,147 | 13 | | |
| Kolofo'ou | 3,108 | 412 | 2,480 | 10 | 4 | 198 | 4 | 3,108 | 2,368 | 386 | 244 | 110 | 0 | | |
| Kolofo'ou | 1,475 | 203 | 1,215 | 4 | 1 | 49 | 3 | 1,475 | 1,181 | 187 | 83 | 24 | 0 | | |
| Ma'ufanga | 1,237 | 184 | 969 | 2 | 0 | 81 | 1 | 1,237 | 963 | 133 | 96 | 45 | 0 | | |
| Nukumotu | 8 | 0 | 5 | 0 | 0 | 3 | 0 | 8 | 0 | 0 | 0 | 8 | 0 | | |
| Popua | 312 | 25 | 264 | 0 | 1 | 22 | 0 | 312 | 209 | 56 | 30 | 17 | 0 | | |
| Tukutonga | 75 | 0 | 26 | 4 | 2 | 43 | 0 | 75 | 14 | 10 | 35 | 16 | 0 | | |
| Pangaimotu | 1 | 0 | 1 | 0 | 0 | 0 | 0 | 1 | 1 | 0 | 0 | 0 | 0 | | |
| Kolomotu'a | 3,031 | 397 | 2,387 | 11 | 3 | 228 | 5 | 3,031 | 2,380 | 290 | 211 | 146 | 4 | | |
| Kolomotu'a | 1,377 | 201 | 1,106 | 4 | 2 | 62 | 2 | 1,377 | 1,144 | 125 | 74 | 31 | 3 | | |
| Havelu | 617 | 62 | 515 | 2 | 0 | 38 | 0 | 617 | 459 | 82 | 37 | 39 | 0 | | |
| Tofoa | 590 | 78 | 482 | 1 | 0 | 28 | 1 | 590 | 460 | 51 | 45 | 34 | 0 | | |
| Hofoa | 193 | 30 | 129 | 2 | 1 | 30 | 1 | 193 | 137 | 8 | 30 | 17 | 1 | | |
| Puke | 156 | 7 | 86 | 1 | 0 | 61 | 1 | 156 | 98 | 10 | 23 | 25 | 0 | | |
| Sia'atoutai | 98 | 19 | 69 | 1 | 0 | 9 | 0 | 98 | 82 | 14 | 2 | 0 | 0 | | |
| Vaini | 2,201 | 128 | 1,658 | 11 | 3 | 397 | 4 | 2,201 | 1,555 | 178 | 290 | 175 | 3 | | |
| Vaini | 576 | 29 | 436 | 1 | 3 | 106 | 1 | 576 | 409 | 57 | 65 | 45 | 0 | | |
| Malapo | 106 | 1 | 98 | 3 | 0 | 3 | 1 | 106 | 86 | 3 | 3 | 13 | 1 | | |
| Longoteme | 101 | 3 | 60 | 0 | 0 | 38 | 0 | 101 | 58 | 8 | 11 | 24 | 0 | | |
| Folaha | 162 | 5 | 119 | 0 | 0 | 38 | 0 | 162 | 105 | 12 | 17 | 28 | 0 | | |
| Nukuhetulu | 63 | 11 | 33 | 2 | 0 | 17 | 0 | 63 | 49 | 8 | 5 | 1 | 0 | | |
| Veitongo | 179 | 45 | 99 | 2 | 0 | 33 | 0 | 179 | 121 | 18 | 37 | 3 | 0 | | |
| Ha'ateiho | 449 | 20 | 348 | 3 | 0 | 76 | 2 | 449 | 311 | 53 | 50 | 34 | 1 | | |
| Pea | 345 | 11 | 281 | 0 | 0 | 53 | 0 | 345 | 251 | 16 | 56 | 21 | 1 | | |
| Tokomololo | 220 | 3 | 184 | 0 | 0 | 33 | 0 | 220 | 165 | 3 | 46 | 6 | 0 | | |
| Tatakamotonga | 1,248 | 98 | 795 | 7 | 0 | 346 | 2 | 1,248 | 788 | 87 | 192 | 179 | 2 | | |
| Tatakamotonga | 324 | 38 | 228 | 1 | 0 | 56 | 1 | 324 | 224 | 23 | 49 | 27 | 1 | | |
| Holonga | 89 | 4 | 65 | 0 | 0 | 19 | 1 | 89 | 66 | 1 | 7 | 14 | 1 | | |
| Pelehake | 149 | 4 | 104 | 0 | 0 | 41 | 0 | 149 | 114 | 16 | 12 | 7 | 0 | | |
| Fua'amotu | 309 | 40 | 221 | 6 | 0 | 42 | 0 | 309 | 217 | 25 | 32 | 35 | 0 | | |
| Nakolo | 65 | 0 | 33 | 0 | 0 | 32 | 0 | 65 | 33 | 1 | 15 | 16 | 0 | | |

| Division/District/ region | Main cooking fuel used | | | | | | Main place of cooking | | | | | | |
|------------------------------|------------------------|-------------|-------------------|----------|-------------|-----------------------|-----------------------|--------------|---|--|-----------------------------|-------------------------------|----------|
| | Total | Electricity | Propane gas (LPG) | Kerosene | Solar power | Wood and coconut husk | Others | Total | Inside the dwelling - separate kitchen area | Inside the dwelling - no devoted kitchen | Outside - open cooking area | Outside - closed cooking area | Others |
| | | | | | | | | | | | | | |
| Hā'asini | 158 | 6 | 64 | 0 | 0 | 88 | 0 | 158 | 65 | 10 | 36 | 47 | 0 |
| Lavengatonga | 65 | 5 | 32 | 0 | 0 | 28 | 0 | 65 | 24 | 8 | 15 | 18 | 0 |
| Haveluliku | 26 | 0 | 22 | 0 | 0 | 4 | 0 | 26 | 7 | 2 | 14 | 3 | 0 |
| Fatumu | 63 | 1 | 26 | 0 | 0 | 36 | 0 | 63 | 38 | 1 | 12 | 12 | 0 |
| Lapaha | 1,234 | 189 | 659 | 3 | 6 | 376 | 1 | 1,234 | 765 | 68 | 186 | 214 | 1 |
| Lapaha | 331 | 43 | 232 | 1 | 0 | 54 | 1 | 331 | 241 | 21 | 36 | 32 | 1 |
| Talasiu | 58 | 9 | 19 | 0 | 0 | 30 | 0 | 58 | 18 | 2 | 21 | 17 | 0 |
| Hoi | 75 | 8 | 51 | 0 | 0 | 16 | 0 | 75 | 44 | 4 | 10 | 17 | 0 |
| Nukuleka | 45 | 2 | 26 | 0 | 0 | 17 | 0 | 45 | 26 | 0 | 18 | 1 | 0 |
| Makaunga | 58 | 0 | 41 | 0 | 0 | 17 | 0 | 58 | 38 | 1 | 2 | 17 | 0 |
| Talafo'ou | 74 | 4 | 44 | 0 | 0 | 26 | 0 | 74 | 46 | 3 | 4 | 21 | 0 |
| Manuka | 46 | 15 | 22 | 0 | 0 | 9 | 0 | 46 | 37 | 1 | 6 | 2 | 0 |
| Navutoka | 117 | 31 | 72 | 1 | 0 | 13 | 0 | 117 | 83 | 12 | 11 | 11 | 0 |
| Kolonga | 216 | 63 | 78 | 1 | 0 | 74 | 0 | 216 | 118 | 18 | 25 | 55 | 0 |
| Afa | 71 | 6 | 11 | 0 | 0 | 54 | 0 | 71 | 26 | 0 | 22 | 23 | 0 |
| Niutoua | 130 | 8 | 63 | 0 | 0 | 59 | 0 | 130 | 80 | 6 | 28 | 16 | 0 |
| Eueiki | 12 | 0 | 0 | 0 | 6 | 6 | 0 | 12 | 8 | 0 | 2 | 2 | 0 |
| Fukave | 1 | 0 | 0 | 0 | 0 | 1 | 0 | 1 | 0 | 0 | 1 | 0 | 0 |
| Nukunuku | 1,391 | 124 | 955 | 3 | 0 | 308 | 1 | 1,391 | 931 | 161 | 131 | 168 | 0 |
| NUkunuku | 370 | 9 | 290 | 1 | 0 | 69 | 1 | 370 | 277 | 14 | 33 | 46 | 0 |
| Matahau | 105 | 6 | 77 | 0 | 0 | 22 | 0 | 105 | 75 | 6 | 5 | 19 | 0 |
| Matafonua | 45 | 0 | 28 | 0 | 0 | 17 | 0 | 45 | 6 | 33 | 4 | 2 | 0 |
| Fatai | 59 | 4 | 52 | 0 | 0 | 3 | 0 | 59 | 40 | 8 | 6 | 5 | 0 |
| Lakepa | 54 | 3 | 38 | 1 | 0 | 12 | 0 | 54 | 33 | 1 | 17 | 3 | 0 |
| Vaotu'u | 81 | 2 | 54 | 0 | 0 | 25 | 0 | 81 | 33 | 36 | 6 | 6 | 0 |
| Utulau | 98 | 56 | 37 | 0 | 0 | 5 | 0 | 98 | 70 | 15 | 8 | 5 | 0 |
| Ha'alalo | 103 | 23 | 57 | 0 | 0 | 23 | 0 | 103 | 56 | 17 | 13 | 17 | 0 |
| Ha'akame | 116 | 10 | 60 | 0 | 0 | 46 | 0 | 116 | 82 | 14 | 7 | 13 | 0 |
| Houma | 360 | 11 | 262 | 1 | 0 | 86 | 0 | 360 | 259 | 17 | 32 | 52 | 0 |
| Kolovai | 740 | 73 | 412 | 2 | 1 | 249 | 3 | 740 | 357 | 122 | 103 | 155 | 3 |
| Kolovai | 118 | 1 | 95 | 0 | 0 | 19 | 3 | 118 | 54 | 46 | 8 | 8 | 2 |
| Te'ekiu | 104 | 5 | 47 | 2 | 0 | 50 | 0 | 104 | 41 | 7 | 18 | 38 | 0 |
| Masilamea | 34 | 2 | 16 | 0 | 0 | 16 | 0 | 34 | 18 | 3 | 3 | 10 | 0 |
| Fahefa | 71 | 10 | 56 | 0 | 0 | 5 | 0 | 71 | 50 | 2 | 8 | 11 | 0 |

| Division/District/ region | Main cooking fuel used | | | | | | Main place of cooking | | | | | | |
|------------------------------|------------------------|-------------|-------------------|----------|-------------|-----------------------|-----------------------|--------------|---|--|-----------------------------|-------------------------------|----------|
| | Total | Electricity | Propane gas (LPG) | Kerosene | Solar power | Wood and coconut husk | Others | Total | Inside the dwelling - separate kitchen area | Inside the dwelling - no devoted kitchen | Outside - open cooking area | Outside - closed cooking area | Others |
| | | | | | | | | | | | | | |
| Ha'utu | 39 | 1 | 21 | 0 | 0 | 17 | 0 | 39 | 21 | 4 | 9 | 5 | 0 |
| Kala'au | 26 | 0 | 23 | 0 | 0 | 3 | 0 | 26 | 17 | 0 | 5 | 4 | 0 |
| Fo'ui | 104 | 45 | 28 | 0 | 0 | 31 | 0 | 104 | 56 | 13 | 15 | 20 | 0 |
| Ha'avakatolo | 40 | 1 | 26 | 0 | 0 | 13 | 0 | 40 | 22 | 3 | 8 | 7 | 0 |
| Ahau | 61 | 1 | 34 | 0 | 0 | 26 | 0 | 61 | 23 | 17 | 8 | 13 | 0 |
| Kanokupolu | 65 | 5 | 30 | 0 | 0 | 30 | 0 | 65 | 41 | 6 | 11 | 7 | 0 |
| Ha'atafu | 47 | 2 | 26 | 0 | 0 | 19 | 0 | 47 | 5 | 19 | 5 | 18 | 0 |
| Atata | 31 | 0 | 10 | 0 | 1 | 20 | 0 | 31 | 9 | 2 | 5 | 14 | 1 |
| Vava'u | 2,715 | 401 | 1,509 | 9 | 24 | 766 | 6 | 2,715 | 1,486 | 267 | 284 | 671 | 7 |
| Neiafu | 1,041 | 182 | 688 | 1 | 0 | 166 | 4 | 1,041 | 730 | 107 | 59 | 141 | 4 |
| Neiafu | 743 | 155 | 520 | 1 | 0 | 64 | 3 | 743 | 568 | 80 | 40 | 51 | 4 |
| Makave | 72 | 3 | 54 | 0 | 0 | 15 | 0 | 72 | 39 | 10 | 2 | 21 | 0 |
| Toula | 83 | 20 | 43 | 0 | 0 | 19 | 1 | 83 | 49 | 0 | 2 | 32 | 0 |
| Utui | 55 | 1 | 30 | 0 | 0 | 24 | 0 | 55 | 29 | 13 | 10 | 3 | 0 |
| Ofu | 26 | 0 | 13 | 0 | 0 | 13 | 0 | 26 | 10 | 1 | 1 | 14 | 0 |
| Okoa | 48 | 3 | 22 | 0 | 0 | 23 | 0 | 48 | 29 | 3 | 4 | 12 | 0 |
| Olo'ua | 14 | 0 | 6 | 0 | 0 | 8 | 0 | 14 | 6 | 0 | 0 | 8 | 0 |
| Pangaimotu | 232 | 27 | 120 | 0 | 0 | 85 | 0 | 232 | 131 | 17 | 33 | 51 | 0 |
| Pangaimotu | 125 | 15 | 47 | 0 | 0 | 63 | 0 | 125 | 68 | 8 | 16 | 33 | 0 |
| Utulei | 24 | 0 | 22 | 0 | 0 | 2 | 0 | 24 | 16 | 3 | 1 | 4 | 0 |
| Nga'unoho | 27 | 10 | 9 | 0 | 0 | 8 | 0 | 27 | 16 | 0 | 9 | 2 | 0 |
| Utungake | 56 | 2 | 42 | 0 | 0 | 12 | 0 | 56 | 31 | 6 | 7 | 12 | 0 |
| Hahake | 403 | 81 | 201 | 4 | 0 | 117 | 0 | 403 | 197 | 30 | 24 | 152 | 0 |
| Ha'alaufuli | 84 | 8 | 61 | 0 | 0 | 15 | 0 | 84 | 58 | 9 | 9 | 8 | 0 |
| Ha'akio | 23 | 0 | 23 | 0 | 0 | 0 | 0 | 23 | 11 | 1 | 2 | 9 | 0 |
| Houma | 17 | 5 | 3 | 0 | 0 | 9 | 0 | 17 | 14 | 1 | 1 | 1 | 0 |
| Mangia | 17 | 2 | 12 | 0 | 0 | 3 | 0 | 17 | 7 | 9 | 0 | 1 | 0 |
| Ta'anea | 128 | 37 | 50 | 4 | 0 | 37 | 0 | 128 | 44 | 6 | 6 | 72 | 0 |
| Tu'anekivale | 82 | 11 | 36 | 0 | 0 | 35 | 0 | 82 | 42 | 1 | 5 | 34 | 0 |
| Koloa | 31 | 0 | 15 | 0 | 0 | 16 | 0 | 31 | 11 | 3 | 1 | 16 | 0 |
| Holeva | 21 | 18 | 1 | 0 | 0 | 2 | 0 | 21 | 10 | 0 | 0 | 11 | 0 |
| Leimatu'a | 482 | 73 | 268 | 3 | 0 | 136 | 2 | 482 | 240 | 63 | 62 | 116 | 1 |
| Leimatu'a | 235 | 31 | 130 | 1 | 0 | 72 | 1 | 235 | 122 | 33 | 34 | 46 | 0 |
| Holonga | 83 | 3 | 38 | 0 | 0 | 41 | 1 | 83 | 34 | 8 | 8 | 32 | 1 |

| Division/District/ region | Main cooking fuel used | | | | | | Main place of cooking | | | | | | |
|------------------------------|------------------------|-------------|-------------------|----------|-------------|-----------------------|-----------------------|--------------|---|--|-----------------------------|-------------------------------|----------|
| | Total | Electricity | Propane gas (LPG) | Kerosene | Solar power | Wood and coconut husk | Others | Total | Inside the dwelling - separate kitchen area | Inside the dwelling - no devoted kitchen | Outside - open cooking area | Outside - closed cooking area | Others |
| Feletoa | 58 | 3 | 36 | 1 | 0 | 18 | 0 | 58 | 33 | 5 | 9 | 11 | 0 |
| Mataika | 106 | 36 | 64 | 1 | 0 | 5 | 0 | 106 | 51 | 17 | 11 | 27 | 0 |
| Hihifo | 385 | 38 | 195 | 1 | 0 | 151 | 0 | 385 | 153 | 39 | 82 | 110 | 1 |
| Longomapu | 109 | 1 | 52 | 0 | 0 | 56 | 0 | 109 | 46 | 13 | 21 | 29 | 0 |
| Taoa | 98 | 4 | 79 | 1 | 0 | 14 | 0 | 98 | 47 | 10 | 31 | 10 | 0 |
| Tefisi | 102 | 19 | 22 | 0 | 0 | 61 | 0 | 102 | 27 | 5 | 23 | 47 | 0 |
| Vaimalo | 23 | 13 | 0 | 0 | 0 | 10 | 0 | 23 | 6 | 3 | 6 | 7 | 1 |
| Tu'anuku | 53 | 1 | 42 | 0 | 0 | 10 | 0 | 53 | 27 | 8 | 1 | 17 | 0 |
| Motu | 172 | 0 | 37 | 0 | 24 | 111 | 0 | 172 | 35 | 11 | 24 | 101 | 1 |
| Kapa | 10 | 0 | 6 | 0 | 0 | 4 | 0 | 10 | 4 | 5 | 0 | 1 | 0 |
| Falevai | 20 | 0 | 9 | 0 | 0 | 11 | 0 | 20 | 8 | 1 | 1 | 10 | 0 |
| Otea | 23 | 0 | 2 | 0 | 0 | 21 | 0 | 23 | 4 | 0 | 5 | 14 | 0 |
| Lape | 5 | 0 | 0 | 0 | 0 | 5 | 0 | 5 | 0 | 2 | 0 | 3 | 0 |
| Matamaka | 23 | 0 | 0 | 0 | 21 | 2 | 0 | 23 | 4 | 1 | 5 | 13 | 0 |
| Nuapapu | 23 | 0 | 1 | 0 | 0 | 22 | 0 | 23 | 0 | 0 | 1 | 22 | 0 |
| Ovaka | 20 | 0 | 10 | 0 | 1 | 9 | 0 | 20 | 5 | 0 | 4 | 10 | 1 |
| Taunga | 9 | 0 | 4 | 0 | 0 | 5 | 0 | 9 | 3 | 0 | 1 | 5 | 0 |
| Hunga | 39 | 0 | 5 | 0 | 2 | 32 | 0 | 39 | 7 | 2 | 7 | 23 | 0 |
| Foeta Island | 0 | 0 | 0 | 0 | 0 | 0 | 0 | 0 | 0 | 0 | 0 | 0 | 0 |
| Ha'apai | 1,179 | 112 | 303 | 0 | 9 | 753 | 2 | 1,179 | 383 | 80 | 277 | 438 | 1 |
| Pangai | 433 | 33 | 172 | 0 | 1 | 226 | 1 | 433 | 194 | 34 | 66 | 138 | 1 |
| Pangai | 214 | 27 | 88 | 0 | 0 | 99 | 0 | 214 | 112 | 8 | 43 | 51 | 0 |
| Hihifo | 159 | 3 | 60 | 0 | 1 | 94 | 1 | 159 | 49 | 9 | 21 | 79 | 1 |
| Holopeka | 22 | 2 | 6 | 0 | 0 | 14 | 0 | 22 | 9 | 8 | 0 | 5 | 0 |
| Koulo | 38 | 1 | 18 | 0 | 0 | 19 | 0 | 38 | 24 | 9 | 2 | 3 | 0 |
| Foa | 236 | 72 | 31 | 0 | 0 | 132 | 1 | 236 | 101 | 15 | 59 | 61 | 0 |
| Fangale'ounga | 24 | 2 | 4 | 0 | 0 | 18 | 0 | 24 | 9 | 0 | 12 | 3 | 0 |
| Fotua | 42 | 2 | 7 | 0 | 0 | 33 | 0 | 42 | 6 | 0 | 13 | 23 | 0 |
| Lotofoa | 70 | 34 | 13 | 0 | 0 | 22 | 1 | 70 | 39 | 9 | 20 | 2 | 0 |
| faleloa | 64 | 30 | 7 | 0 | 0 | 27 | 0 | 64 | 28 | 5 | 3 | 28 | 0 |
| Ha'afakaheng | 17 | 0 | 0 | 0 | 0 | 17 | 0 | 17 | 9 | 0 | 5 | 3 | 0 |
| Ha'ateiho Si'i | 19 | 4 | 0 | 0 | 0 | 15 | 0 | 19 | 10 | 1 | 6 | 2 | 0 |
| Lulunga | 184 | 0 | 26 | 0 | 8 | 150 | 0 | 184 | 41 | 4 | 57 | 82 | 0 |
| Ha'afeva | 57 | 0 | 14 | 0 | 0 | 43 | 0 | 57 | 7 | 0 | 2 | 48 | 0 |

| Division/District/ region | Main cooking fuel used | | | | | | Main place of cooking | | | | | | |
|------------------------------|------------------------|-------------|-------------------|----------|-------------|-----------------------|-----------------------|------------|---|--|-----------------------------|-------------------------------|----------|
| | Total | Electricity | Propane gas (LPG) | Kerosene | Solar power | Wood and coconut husk | Others | Total | Inside the dwelling - separate kitchen area | Inside the dwelling - no devoted kitchen | Outside - open cooking area | Outside - closed cooking area | Others |
| | | | | | | | | | | | | | |
| Tungua | 37 | 0 | 1 | 0 | 1 | 35 | 0 | 37 | 21 | 1 | 12 | 3 | 0 |
| Fotuha'a | 19 | 0 | 2 | 0 | 0 | 17 | 0 | 19 | 0 | 2 | 0 | 17 | 0 |
| 'O'ua | 25 | 0 | 8 | 0 | 1 | 16 | 0 | 25 | 8 | 1 | 2 | 14 | 0 |
| Matuku | 16 | 0 | 0 | 0 | 6 | 10 | 0 | 16 | 4 | 0 | 12 | 0 | 0 |
| Kotu | 30 | 0 | 1 | 0 | 0 | 29 | 0 | 30 | 1 | 0 | 29 | 0 | 0 |
| Mu'omu'a | 99 | 0 | 41 | 0 | 0 | 58 | 0 | 99 | 15 | 3 | 24 | 57 | 0 |
| Nomuka | 81 | 0 | 26 | 0 | 0 | 55 | 0 | 81 | 15 | 3 | 6 | 57 | 0 |
| Mango | 8 | 0 | 6 | 0 | 0 | 2 | 0 | 8 | 0 | 0 | 8 | 0 | 0 |
| Fonoifua | 10 | 0 | 9 | 0 | 0 | 1 | 0 | 10 | 0 | 0 | 10 | 0 | 0 |
| Ha'ano | 89 | 3 | 8 | 0 | 0 | 78 | 0 | 89 | 22 | 9 | 17 | 41 | 0 |
| Fakakai | 25 | 1 | 4 | 0 | 0 | 20 | 0 | 25 | 18 | 6 | 0 | 1 | 0 |
| Pukotala | 18 | 0 | 1 | 0 | 0 | 17 | 0 | 18 | 1 | 0 | 6 | 11 | 0 |
| Ha'ano | 24 | 2 | 2 | 0 | 0 | 20 | 0 | 24 | 1 | 3 | 7 | 13 | 0 |
| Muitoa | 7 | 0 | 0 | 0 | 0 | 7 | 0 | 7 | 1 | 0 | 4 | 2 | 0 |
| Mo'unga'one | 15 | 0 | 1 | 0 | 0 | 14 | 0 | 15 | 1 | 0 | 0 | 14 | 0 |
| 'Uiha | 138 | 4 | 25 | 0 | 0 | 109 | 0 | 138 | 10 | 15 | 54 | 59 | 0 |
| Uiha | 76 | 4 | 23 | 0 | 0 | 49 | 0 | 76 | 10 | 14 | 38 | 14 | 0 |
| Felemea | 31 | 0 | 1 | 0 | 0 | 30 | 0 | 31 | 0 | 1 | 4 | 26 | 0 |
| Lofanga | 31 | 0 | 1 | 0 | 0 | 30 | 0 | 31 | 0 | 0 | 12 | 19 | 0 |
| Eua | 885 | 26 | 339 | 1 | 1 | 518 | 0 | 885 | 394 | 43 | 175 | 270 | 3 |
| Eua Motu'a | 508 | 18 | 204 | 1 | 0 | 285 | 0 | 508 | 211 | 36 | 133 | 127 | 1 |
| Ohonua | 221 | 4 | 108 | 0 | 0 | 109 | 0 | 221 | 88 | 30 | 66 | 37 | 0 |
| Tufuvai | 41 | 3 | 19 | 0 | 0 | 19 | 0 | 41 | 23 | 0 | 3 | 15 | 0 |
| Pangai | 59 | 0 | 24 | 0 | 0 | 35 | 0 | 59 | 26 | 1 | 22 | 10 | 0 |
| Houma | 55 | 1 | 18 | 0 | 0 | 36 | 0 | 55 | 13 | 3 | 5 | 33 | 1 |
| Ha'atu'a | 96 | 10 | 18 | 1 | 0 | 67 | 0 | 96 | 46 | 2 | 31 | 17 | 0 |
| Ta'anga | 36 | 0 | 17 | 0 | 0 | 19 | 0 | 36 | 15 | 0 | 6 | 15 | 0 |
| 'Eua fo'ou | 377 | 8 | 135 | 0 | 1 | 233 | 0 | 377 | 183 | 7 | 42 | 143 | 2 |
| Angaha | 65 | 1 | 48 | 0 | 0 | 16 | 0 | 65 | 45 | 0 | 10 | 10 | 0 |
| Futu | 51 | 0 | 16 | 0 | 0 | 35 | 0 | 51 | 14 | 2 | 12 | 23 | 0 |
| Esia | 37 | 2 | 7 | 0 | 0 | 28 | 0 | 37 | 8 | 1 | 3 | 25 | 0 |
| Sapa'ata | 24 | 0 | 14 | 0 | 0 | 10 | 0 | 24 | 13 | 0 | 2 | 9 | 0 |
| Fata'uluu | 36 | 1 | 9 | 0 | 0 | 26 | 0 | 36 | 20 | 1 | 5 | 10 | 0 |
| Mu'a | 28 | 0 | 10 | 0 | 0 | 18 | 0 | 28 | 13 | 1 | 0 | 14 | 0 |

| Division/District/ region | Main cooking fuel used | | | | | | Main place of cooking | | | | | | |
|------------------------------|------------------------|--------------|-------------------|-----------|-------------|-----------------------|-----------------------|---------------|---|--|-----------------------------|-------------------------------|-----------|
| | Total | Electricity | Propane gas (LPG) | Kerosene | Solar power | Wood and coconut husk | Others | Total | Inside the dwelling - separate kitchen area | Inside the dwelling - no devoted kitchen | Outside - open cooking area | Outside - closed cooking area | Others |
| Tongamama'o | 29 | 0 | 14 | 0 | 0 | 15 | 0 | 29 | 24 | 0 | 3 | 2 | 0 |
| Petani | 57 | 3 | 12 | 0 | 0 | 42 | 0 | 57 | 21 | 2 | 3 | 29 | 2 |
| Mata'aho | 50 | 1 | 5 | 0 | 1 | 43 | 0 | 50 | 25 | 0 | 4 | 21 | 0 |
| Ongo Niua | 273 | 0 | 33 | 1 | 4 | 235 | 0 | 273 | 100 | 23 | 40 | 110 | 0 |
| Niuaotupu | 172 | 0 | 21 | 0 | 1 | 150 | 0 | 172 | 74 | 8 | 24 | 66 | 0 |
| Hihifo | 71 | 0 | 14 | 0 | 0 | 57 | 0 | 71 | 34 | 7 | 2 | 28 | 0 |
| Vaipoa | 37 | 0 | 1 | 0 | 1 | 35 | 0 | 37 | 33 | 0 | 0 | 4 | 0 |
| Falehau | 56 | 0 | 6 | 0 | 0 | 50 | 0 | 56 | 7 | 1 | 16 | 32 | 0 |
| Tafahi | 8 | 0 | 0 | 0 | 0 | 8 | 0 | 8 | 0 | 0 | 6 | 2 | 0 |
| Niuafo'ou | 101 | 0 | 12 | 1 | 3 | 85 | 0 | 101 | 26 | 15 | 16 | 44 | 0 |
| Esia | 26 | 0 | 3 | 0 | 3 | 20 | 0 | 26 | 16 | 5 | 4 | 1 | 0 |
| Kolofo'ou | 11 | 0 | 3 | 0 | 0 | 8 | 0 | 11 | 2 | 2 | 3 | 4 | 0 |
| Sapaata | 26 | 0 | 5 | 1 | 0 | 20 | 0 | 26 | 4 | 1 | 0 | 21 | 0 |
| Fata'ulua | 13 | 0 | 0 | 0 | 0 | 13 | 0 | 13 | 3 | 7 | 3 | 0 | 0 |
| Mata'aho | 3 | 0 | 0 | 0 | 0 | 3 | 0 | 3 | 0 | 0 | 2 | 1 | 0 |
| Mu'a | 6 | 0 | 0 | 0 | 0 | 6 | 0 | 6 | 0 | 0 | 3 | 3 | 0 |
| Tongamama'o | 2 | 0 | 0 | 0 | 0 | 2 | 0 | 2 | 0 | 0 | 0 | 2 | 0 |
| Petani | 14 | 0 | 1 | 0 | 0 | 13 | 0 | 14 | 1 | 0 | 1 | 12 | 0 |
| Urban | 4,089 | 588 | 3,290 | 10 | 3 | 192 | 6 | 4,089 | 3,288 | 445 | 253 | 100 | 3 |
| Rural | 13,916 | 1,372 | 8,240 | 48 | 52 | 4,182 | 22 | 13,916 | 8,219 | 1,260 | 1,880 | 2,536 | 21 |
| Greater Nuku'alofa | 6,139 | 809 | 4,867 | 21 | 7 | 426 | 9 | 6,139 | 4,748 | 676 | 455 | 256 | 4 |

Table H 11: Private Households main source of lighting by division, district, village and region

| Division/ District/ region | Main source of lighting | | | | | Main Waste Disposal | | | | | | | |
|-------------------------------|-------------------------|---------------------|------------|---------------|------------|---------------------|---------------|----------------------------------|--------------------------------------|--------------|------------|-------------------|-----------|
| | Total | Public power supply | Solar | Own generator | Kerosene | Other | Total | Personal bin (public collection) | Personal bin (take to dump yourself) | Burn it | Compost | Bury in yard/bush | Other |
| | | | | | | | | | | | | | |
| TONGA | 18,005 | 16,662 | 767 | 44 | 260 | 272 | 18,005 | 12,358 | 749 | 4,556 | 148 | 182 | 12 |
| Tongatapu | 12,953 | 12,438 | 133 | 36 | 172 | 174 | 12,953 | 11,722 | 240 | 786 | 75 | 123 | 7 |
| Kolofo'ou | 3,108 | 2,961 | 59 | 18 | 41 | 29 | 3,108 | 2,982 | 29 | 61 | 17 | 18 | 1 |
| Kolofo'ou | 1,475 | 1,458 | 2 | 0 | 7 | 8 | 1,475 | 1,448 | 9 | 12 | 3 | 2 | 1 |
| Ma'ufanga | 1,237 | 1,204 | 8 | 5 | 6 | 14 | 1,237 | 1,208 | 7 | 17 | 2 | 3 | 0 |
| Nukumotu | 8 | 0 | 7 | 0 | 1 | 0 | 8 | 6 | 0 | 2 | 0 | 0 | 0 |
| Popua | 312 | 297 | 3 | 2 | 4 | 6 | 312 | 292 | 2 | 8 | 5 | 5 | 0 |
| Tukutonga | 75 | 2 | 39 | 10 | 23 | 1 | 75 | 28 | 11 | 21 | 7 | 8 | 0 |
| Pangaimotu | 1 | 0 | 0 | 1 | 0 | 0 | 1 | 0 | 0 | 1 | 0 | 0 | 0 |
| Kolomotu'a | 3,031 | 2,964 | 12 | 3 | 28 | 24 | 3,031 | 2,880 | 29 | 96 | 7 | 19 | 0 |
| Kolomotu'a | 1,377 | 1,358 | 2 | 0 | 11 | 6 | 1,377 | 1,312 | 17 | 34 | 4 | 10 | 0 |
| Havelu | 617 | 604 | 1 | 0 | 4 | 8 | 617 | 605 | 4 | 7 | 1 | 0 | 0 |
| Tofoa | 590 | 580 | 3 | 2 | 2 | 3 | 590 | 567 | 5 | 16 | 0 | 2 | 0 |
| Hofoa | 193 | 176 | 4 | 0 | 9 | 4 | 193 | 156 | 1 | 28 | 1 | 7 | 0 |
| Puke | 156 | 150 | 2 | 1 | 0 | 3 | 156 | 148 | 2 | 6 | 0 | 0 | 0 |
| Sia'atoutai | 98 | 96 | 0 | 0 | 2 | 0 | 98 | 92 | 0 | 5 | 1 | 0 | 0 |
| Vaini | 2,201 | 2,122 | 14 | 7 | 21 | 37 | 2,201 | 1,976 | 78 | 90 | 13 | 43 | 1 |
| Vaini | 576 | 548 | 10 | 4 | 6 | 8 | 576 | 486 | 19 | 26 | 11 | 33 | 1 |
| Malapo | 106 | 104 | 0 | 0 | 0 | 2 | 106 | 100 | 1 | 5 | 0 | 0 | 0 |
| Longoteme | 101 | 92 | 1 | 0 | 1 | 7 | 101 | 97 | 0 | 3 | 0 | 1 | 0 |
| Folaha | 162 | 151 | 1 | 1 | 3 | 6 | 162 | 152 | 2 | 7 | 0 | 1 | 0 |
| Nukuhetulu | 63 | 63 | 0 | 0 | 0 | 0 | 63 | 61 | 0 | 2 | 0 | 0 | 0 |
| Veitongo | 179 | 175 | 1 | 0 | 3 | 0 | 179 | 128 | 40 | 9 | 1 | 1 | 0 |
| Ha'ateiho | 449 | 443 | 0 | 0 | 3 | 3 | 449 | 415 | 14 | 18 | 1 | 1 | 0 |
| Pea | 345 | 334 | 1 | 2 | 1 | 7 | 345 | 330 | 0 | 13 | 0 | 2 | 0 |
| Tokomololo | 220 | 212 | 0 | 0 | 4 | 4 | 220 | 207 | 2 | 7 | 0 | 4 | 0 |
| Tatakamotonga | 1,248 | 1,189 | 3 | 4 | 27 | 25 | 1,248 | 1,019 | 17 | 188 | 17 | 6 | 1 |
| Tatakamotonga | 324 | 311 | 1 | 1 | 5 | 6 | 324 | 304 | 6 | 14 | 0 | 0 | 0 |
| Holonga | 89 | 87 | 0 | 0 | 1 | 1 | 89 | 85 | 1 | 0 | 0 | 3 | 0 |
| Peléhake | 149 | 144 | 1 | 1 | 0 | 3 | 149 | 136 | 1 | 9 | 2 | 1 | 0 |
| Fua'amotu | 309 | 295 | 1 | 1 | 8 | 4 | 309 | 208 | 3 | 83 | 14 | 0 | 1 |
| Nakolo | 65 | 62 | 0 | 0 | 0 | 3 | 65 | 45 | 0 | 18 | 0 | 2 | 0 |
| Ha'asini | 158 | 139 | 0 | 1 | 11 | 7 | 158 | 108 | 1 | 49 | 0 | 0 | 0 |

| Division/ District/ region | Main source of lighting | | | | | | Main Waste Disposal | | | | | | |
|-------------------------------|-------------------------|---------------------|-----------|---------------|-----------|-----------|---------------------|----------------------------------|--------------------------------------|------------|----------|-------------------|----------|
| | Total | Public power supply | Solar | Own generator | Kerosene | Other | Total | Personal bin (public collection) | Personal bin (take to dump yourself) | Burn it | Compost | Bury in yard/bush | Other |
| | | | | | | | | | | | | | |
| Lavengatonga | 65 | 64 | 0 | 0 | 0 | 1 | 65 | 59 | 0 | 6 | 0 | 0 | 0 |
| Haveluliku | 26 | 24 | 0 | 0 | 2 | 0 | 26 | 21 | 0 | 5 | 0 | 0 | 0 |
| Fatumu | 63 | 63 | 0 | 0 | 0 | 0 | 63 | 53 | 5 | 4 | 1 | 0 | 0 |
| Lapaha | 1,234 | 1,160 | 17 | 2 | 29 | 26 | 1,234 | 1,039 | 60 | 113 | 8 | 14 | 0 |
| Lapaha | 331 | 323 | 2 | 0 | 3 | 3 | 331 | 303 | 9 | 17 | 2 | 0 | 0 |
| Talasiu | 58 | 45 | 1 | 0 | 2 | 10 | 58 | 53 | 1 | 4 | 0 | 0 | 0 |
| Hoi | 75 | 65 | 1 | 1 | 4 | 4 | 75 | 62 | 5 | 6 | 1 | 1 | 0 |
| Nukuleka | 45 | 42 | 0 | 0 | 3 | 0 | 45 | 34 | 0 | 11 | 0 | 0 | 0 |
| Makaunga | 58 | 55 | 0 | 0 | 3 | 0 | 58 | 48 | 0 | 6 | 4 | 0 | 0 |
| Talafo'ou | 74 | 71 | 0 | 0 | 2 | 1 | 74 | 69 | 1 | 2 | 0 | 2 | 0 |
| Manuka | 46 | 46 | 0 | 0 | 0 | 0 | 46 | 34 | 11 | 0 | 0 | 1 | 0 |
| Navutoka | 117 | 115 | 0 | 0 | 1 | 1 | 117 | 98 | 7 | 12 | 0 | 0 | 0 |
| Kolonga | 216 | 205 | 2 | 0 | 6 | 3 | 216 | 169 | 25 | 20 | 0 | 2 | 0 |
| Afa | 71 | 67 | 0 | 0 | 3 | 1 | 71 | 43 | 1 | 26 | 0 | 1 | 0 |
| Niutoua | 130 | 125 | 0 | 0 | 2 | 3 | 130 | 126 | 0 | 3 | 1 | 0 | 0 |
| Eueiki | 12 | 1 | 11 | 0 | 0 | 0 | 12 | 0 | 0 | 5 | 0 | 7 | 0 |
| Fukave | 1 | 0 | 0 | 1 | 0 | 0 | 1 | 0 | 0 | 1 | 0 | 0 | 0 |
| Nukunuku | 1,391 | 1,351 | 4 | 0 | 18 | 18 | 1,391 | 1,261 | 14 | 94 | 6 | 13 | 3 |
| Nukunuku | 370 | 362 | 1 | 0 | 6 | 1 | 370 | 322 | 6 | 32 | 5 | 4 | 1 |
| Matahau | 105 | 104 | 0 | 0 | 1 | 0 | 105 | 102 | 0 | 3 | 0 | 0 | 0 |
| Matafonua | 45 | 45 | 0 | 0 | 0 | 0 | 45 | 29 | 0 | 13 | 0 | 3 | 0 |
| Fatai | 59 | 56 | 0 | 0 | 0 | 3 | 59 | 52 | 3 | 4 | 0 | 0 | 0 |
| Lakepa | 54 | 53 | 0 | 0 | 1 | 0 | 54 | 54 | 0 | 0 | 0 | 0 | 0 |
| Vaotu'u | 81 | 77 | 0 | 0 | 2 | 2 | 81 | 70 | 0 | 9 | 1 | 1 | 0 |
| Utulau | 98 | 96 | 0 | 0 | 0 | 2 | 98 | 97 | 1 | 0 | 0 | 0 | 0 |
| Ha'alalo | 103 | 98 | 0 | 0 | 3 | 2 | 103 | 100 | 0 | 2 | 0 | 1 | 0 |
| Ha'akame | 116 | 111 | 1 | 0 | 1 | 3 | 116 | 111 | 1 | 3 | 0 | 0 | 1 |
| Houma | 360 | 349 | 2 | 0 | 4 | 5 | 360 | 324 | 3 | 28 | 0 | 4 | 1 |
| Kolovai | 740 | 691 | 24 | 2 | 8 | 15 | 740 | 565 | 13 | 144 | 7 | 10 | 1 |
| Kolovai | 118 | 116 | 0 | 0 | 0 | 2 | 118 | 110 | 0 | 7 | 0 | 0 | 1 |
| Te'ekiu | 104 | 97 | 0 | 1 | 3 | 3 | 104 | 82 | 2 | 19 | 0 | 1 | 0 |
| Masilamea | 34 | 34 | 0 | 0 | 0 | 0 | 34 | 32 | 0 | 2 | 0 | 0 | 0 |
| Fahefa | 71 | 69 | 0 | 0 | 1 | 1 | 71 | 39 | 0 | 31 | 1 | 0 | 0 |
| Ha'utu | 39 | 38 | 0 | 0 | 0 | 1 | 39 | 31 | 0 | 7 | 1 | 0 | 0 |
| Kala'au | 26 | 25 | 0 | 0 | 1 | 0 | 26 | 17 | 0 | 9 | 0 | 0 | 0 |

| Division/ District/ region | Main source of lighting | | | | | Main Waste Disposal | | | | | | | |
|-------------------------------|-------------------------|---------------------|------------|---------------|-----------|---------------------|--------------|----------------------------------|--------------------------------------|--------------|-----------|-------------------|----------|
| | Total | Public power supply | Solar | Own generator | Kerosene | Other | Total | Personal bin (public collection) | Personal bin (take to dump yourself) | Burn it | Compost | Bury in yard/bush | Other |
| Fo'u'i | 104 | 102 | 0 | 0 | 1 | 1 | 104 | 74 | 1 | 22 | 0 | 7 | 0 |
| Ha'avakatolo | 40 | 39 | 0 | 0 | 0 | 1 | 40 | 37 | 1 | 2 | 0 | 0 | 0 |
| Ahau | 61 | 61 | 0 | 0 | 0 | 0 | 61 | 53 | 0 | 4 | 4 | 0 | 0 |
| Kanokupolu | 65 | 62 | 0 | 0 | 2 | 1 | 65 | 56 | 5 | 4 | 0 | 0 | 0 |
| Ha'atafu | 47 | 47 | 0 | 0 | 0 | 0 | 47 | 33 | 3 | 11 | 0 | 0 | 0 |
| Atata | 31 | 1 | 24 | 1 | 0 | 5 | 31 | 1 | 1 | 26 | 1 | 2 | 0 |
| Vava'u | 2,715 | 2,426 | 211 | 2 | 32 | 44 | 2,715 | 596 | 354 | 1,695 | 36 | 31 | 3 |
| Neiafu | 1,041 | 979 | 41 | 0 | 7 | 14 | 1,041 | 280 | 229 | 513 | 6 | 12 | 1 |
| Neiafu | 743 | 728 | 1 | 0 | 3 | 11 | 743 | 167 | 179 | 382 | 5 | 9 | 1 |
| Makave | 72 | 72 | 0 | 0 | 0 | 0 | 72 | 50 | 3 | 19 | 0 | 0 | 0 |
| Toula | 83 | 81 | 2 | 0 | 0 | 0 | 83 | 59 | 3 | 20 | 1 | 0 | 0 |
| Utui | 55 | 52 | 0 | 0 | 2 | 1 | 55 | 0 | 1 | 53 | 0 | 1 | 0 |
| Ofu | 26 | 0 | 24 | 0 | 1 | 1 | 26 | 0 | 1 | 25 | 0 | 0 | 0 |
| Okoa | 48 | 46 | 0 | 0 | 1 | 1 | 48 | 4 | 42 | 0 | 0 | 2 | 0 |
| Olo'ua | 14 | 0 | 14 | 0 | 0 | 0 | 14 | 0 | 0 | 14 | 0 | 0 | 0 |
| Pangaimotu | 232 | 221 | 0 | 0 | 3 | 8 | 232 | 60 | 37 | 133 | 0 | 2 | 0 |
| Pangaimotu | 125 | 116 | 0 | 0 | 3 | 6 | 125 | 18 | 6 | 100 | 0 | 1 | 0 |
| Utulei | 24 | 24 | 0 | 0 | 0 | 0 | 24 | 0 | 19 | 5 | 0 | 0 | 0 |
| Nga'unoho | 27 | 27 | 0 | 0 | 0 | 0 | 27 | 1 | 4 | 21 | 0 | 1 | 0 |
| Utungake | 56 | 54 | 0 | 0 | 0 | 2 | 56 | 41 | 8 | 7 | 0 | 0 | 0 |
| Hahake | 403 | 393 | 0 | 0 | 7 | 3 | 403 | 40 | 6 | 343 | 10 | 4 | 0 |
| Ha'alaufuli | 84 | 83 | 0 | 0 | 1 | 0 | 84 | 25 | 0 | 59 | 0 | 0 | 0 |
| Ha'akio | 23 | 23 | 0 | 0 | 0 | 0 | 23 | 0 | 0 | 23 | 0 | 0 | 0 |
| Houma | 17 | 17 | 0 | 0 | 0 | 0 | 17 | 0 | 0 | 11 | 2 | 4 | 0 |
| Mangia | 17 | 17 | 0 | 0 | 0 | 0 | 17 | 3 | 0 | 14 | 0 | 0 | 0 |
| Talanea | 128 | 124 | 0 | 0 | 4 | 0 | 128 | 6 | 5 | 116 | 1 | 0 | 0 |
| Tu'anekeviale | 82 | 81 | 0 | 0 | 0 | 1 | 82 | 6 | 1 | 73 | 2 | 0 | 0 |
| Koloa | 31 | 27 | 0 | 0 | 2 | 2 | 31 | 0 | 0 | 27 | 4 | 0 | 0 |
| Holeva | 21 | 21 | 0 | 0 | 0 | 0 | 21 | 0 | 0 | 20 | 1 | 0 | 0 |
| Leimatu'a | 482 | 462 | 0 | 1 | 9 | 10 | 482 | 123 | 43 | 299 | 15 | 1 | 1 |
| Leimatu'a | 235 | 221 | 0 | 1 | 6 | 7 | 235 | 90 | 29 | 116 | 0 | 0 | 0 |
| Holonga | 83 | 82 | 0 | 0 | 1 | 0 | 83 | 16 | 2 | 65 | 0 | 0 | 0 |
| Feletoa | 58 | 55 | 0 | 0 | 1 | 2 | 58 | 17 | 0 | 39 | 1 | 0 | 1 |
| Mataika | 106 | 104 | 0 | 0 | 1 | 1 | 106 | 0 | 12 | 79 | 14 | 1 | 0 |
| Hihifo | 385 | 371 | 1 | 1 | 4 | 8 | 385 | 93 | 36 | 244 | 1 | 11 | 0 |

| Division/ District/ region | Main source of lighting | | | | | Main Waste Disposal | | | | | | | |
|-------------------------------|-------------------------|---------------------|------------|---------------|-----------|---------------------|--------------|----------------------------------|--------------------------------------|--------------|-----------|-------------------|----------|
| | Total | Public power supply | Solar | Own generator | Kerosene | Other | Total | Personal bin (public collection) | Personal bin (take to dump yourself) | Burn it | Compost | Bury in yard/bush | Other |
| | | | | | | | | | | | | | |
| Longomapu | 109 | 103 | 1 | 0 | 1 | 4 | 109 | 58 | 2 | 49 | 0 | 0 | 0 |
| Taoa | 98 | 97 | 0 | 1 | 0 | 0 | 98 | 32 | 2 | 61 | 0 | 3 | 0 |
| Tefisi | 102 | 98 | 0 | 0 | 2 | 2 | 102 | 0 | 12 | 90 | 0 | 0 | 0 |
| Vaimalo | 23 | 23 | 0 | 0 | 0 | 0 | 23 | 2 | 1 | 20 | 0 | 0 | 0 |
| Tu'anuku | 53 | 50 | 0 | 0 | 1 | 2 | 53 | 1 | 19 | 24 | 1 | 8 | 0 |
| Motu | 172 | 0 | 169 | 0 | 2 | 1 | 172 | 0 | 3 | 163 | 4 | 1 | 1 |
| Kapa | 10 | 0 | 10 | 0 | 0 | 0 | 10 | 0 | 1 | 9 | 0 | 0 | 0 |
| Falevai | 20 | 0 | 20 | 0 | 0 | 0 | 20 | 0 | 0 | 20 | 0 | 0 | 0 |
| Otea | 23 | 0 | 22 | 0 | 0 | 1 | 23 | 0 | 0 | 22 | 0 | 0 | 1 |
| Lape | 5 | 0 | 4 | 0 | 1 | 0 | 5 | 0 | 0 | 5 | 0 | 0 | 0 |
| Matamaka | 23 | 0 | 23 | 0 | 0 | 0 | 23 | 0 | 1 | 22 | 0 | 0 | 0 |
| Nuapapu | 23 | 0 | 22 | 0 | 1 | 0 | 23 | 0 | 0 | 23 | 0 | 0 | 0 |
| Ovaka | 20 | 0 | 20 | 0 | 0 | 0 | 20 | 0 | 1 | 16 | 2 | 1 | 0 |
| Taunga | 9 | 0 | 9 | 0 | 0 | 0 | 9 | 0 | 0 | 7 | 2 | 0 | 0 |
| Hunga | 39 | 0 | 39 | 0 | 0 | 0 | 39 | 0 | 0 | 39 | 0 | 0 | 0 |
| Foeta Island | 0 | 0 | 0 | 0 | 0 | 0 | 0 | 0 | 0 | 0 | 0 | 0 | 0 |
| Ha'apai | 1,179 | 955 | 187 | 3 | 17 | 17 | 1,179 | 19 | 52 | 1,056 | 25 | 26 | 1 |
| Pangai | 433 | 420 | 4 | 2 | 3 | 4 | 433 | 15 | 36 | 353 | 14 | 14 | 1 |
| Pangai | 214 | 208 | 1 | 2 | 2 | 1 | 214 | 7 | 27 | 158 | 14 | 8 | 0 |
| Hihifo | 159 | 154 | 2 | 0 | 1 | 2 | 159 | 8 | 7 | 137 | 0 | 6 | 1 |
| Holopeka | 22 | 21 | 1 | 0 | 0 | 0 | 22 | 0 | 0 | 22 | 0 | 0 | 0 |
| Koulo | 38 | 37 | 0 | 0 | 0 | 1 | 38 | 0 | 2 | 36 | 0 | 0 | 0 |
| Foa | 236 | 223 | 1 | 0 | 6 | 6 | 236 | 3 | 13 | 213 | 5 | 2 | 0 |
| Fangale'ounga | 24 | 24 | 0 | 0 | 0 | 0 | 24 | 0 | 0 | 22 | 0 | 2 | 0 |
| Fotua | 42 | 34 | 1 | 0 | 6 | 1 | 42 | 0 | 0 | 41 | 1 | 0 | 0 |
| Lotofoa | 70 | 69 | 0 | 0 | 0 | 1 | 70 | 0 | 0 | 69 | 1 | 0 | 0 |
| faleloa | 64 | 60 | 0 | 0 | 0 | 4 | 64 | 3 | 13 | 46 | 2 | 0 | 0 |
| Ha'afakahenga | 17 | 17 | 0 | 0 | 0 | 0 | 17 | 0 | 0 | 16 | 1 | 0 | 0 |
| Ha'ateiho Si'i | 19 | 19 | 0 | 0 | 0 | 0 | 19 | 0 | 0 | 19 | 0 | 0 | 0 |
| Lulunga | 184 | 56 | 117 | 0 | 7 | 4 | 184 | 0 | 0 | 177 | 2 | 5 | 0 |
| Ha'afeva Island | 57 | 56 | 0 | 0 | 1 | 0 | 57 | 0 | 0 | 57 | 0 | 0 | 0 |
| Tungua | 37 | 0 | 33 | 0 | 1 | 3 | 37 | 0 | 0 | 37 | 0 | 0 | 0 |
| Fotuha'a | 19 | 0 | 18 | 0 | 0 | 1 | 19 | 0 | 0 | 19 | 0 | 0 | 0 |
| 'O'ua | 25 | 0 | 21 | 0 | 4 | 0 | 25 | 0 | 0 | 25 | 0 | 0 | 0 |
| Matuku | 16 | 0 | 16 | 0 | 0 | 0 | 16 | 0 | 0 | 9 | 2 | 5 | 0 |

| Division/ District/ region | Main source of lighting | | | | | Main Waste Disposal | | | | | | | |
|-------------------------------|-------------------------|---------------------|------------|---------------|-----------|---------------------|------------|----------------------------------|--------------------------------------|------------|----------|-------------------|----------|
| | Total | Public power supply | Solar | Own generator | Kerosene | Other | Total | Personal bin (public collection) | Personal bin (take to dump yourself) | Burn it | Compost | Bury in yard/bush | Other |
| Kotu | 30 | 0 | 29 | 0 | 1 | 0 | 30 | 0 | 0 | 30 | 0 | 0 | 0 |
| Mu'omua | 99 | 80 | 19 | 0 | 0 | 0 | 99 | 1 | 2 | 96 | 0 | 0 | 0 |
| Nomuka | 81 | 80 | 1 | 0 | 0 | 0 | 81 | 1 | 2 | 78 | 0 | 0 | 0 |
| Mango | 8 | 0 | 8 | 0 | 0 | 0 | 8 | 0 | 0 | 8 | 0 | 0 | 0 |
| Fonoifua | 10 | 0 | 10 | 0 | 0 | 0 | 10 | 0 | 0 | 10 | 0 | 0 | 0 |
| Ha'ano | 89 | 72 | 16 | 0 | 1 | 0 | 89 | 0 | 1 | 86 | 0 | 2 | 0 |
| Fakakai | 25 | 25 | 0 | 0 | 0 | 0 | 25 | 0 | 1 | 23 | 0 | 1 | 0 |
| Pukotala | 18 | 17 | 1 | 0 | 0 | 0 | 18 | 0 | 0 | 18 | 0 | 0 | 0 |
| Ha'ano | 24 | 24 | 0 | 0 | 0 | 0 | 24 | 0 | 0 | 24 | 0 | 0 | 0 |
| Muitoa | 7 | 6 | 0 | 0 | 1 | 0 | 7 | 0 | 0 | 7 | 0 | 0 | 0 |
| Mo'unga'one | 15 | 0 | 15 | 0 | 0 | 0 | 15 | 0 | 0 | 14 | 0 | 1 | 0 |
| 'Uiha | 138 | 104 | 30 | 1 | 0 | 3 | 138 | 0 | 0 | 131 | 4 | 3 | 0 |
| Uiha | 76 | 75 | 1 | 0 | 0 | 0 | 76 | 0 | 0 | 70 | 4 | 2 | 0 |
| Felemea | 31 | 29 | 2 | 0 | 0 | 0 | 31 | 0 | 0 | 30 | 0 | 1 | 0 |
| Lofanga | 31 | 0 | 27 | 1 | 0 | 3 | 31 | 0 | 0 | 31 | 0 | 0 | 0 |
| Eua | 885 | 842 | 9 | 1 | 19 | 14 | 885 | 20 | 95 | 759 | 8 | 2 | 1 |
| Eua Motu'a | 508 | 483 | 6 | 1 | 10 | 8 | 508 | 11 | 43 | 447 | 5 | 2 | 0 |
| Ohonua | 221 | 214 | 2 | 1 | 1 | 3 | 221 | 9 | 7 | 201 | 4 | 0 | 0 |
| Tufuvai | 41 | 39 | 0 | 0 | 1 | 1 | 41 | 0 | 19 | 21 | 1 | 0 | 0 |
| Pangai | 59 | 57 | 0 | 0 | 2 | 0 | 59 | 1 | 14 | 44 | 0 | 0 | 0 |
| Houma | 55 | 54 | 0 | 0 | 1 | 0 | 55 | 0 | 0 | 55 | 0 | 0 | 0 |
| Ha'atu'a | 96 | 86 | 4 | 0 | 2 | 4 | 96 | 1 | 2 | 91 | 0 | 2 | 0 |
| Ta'anga | 36 | 33 | 0 | 0 | 3 | 0 | 36 | 0 | 1 | 35 | 0 | 0 | 0 |
| 'Eua fo'ou | 377 | 359 | 3 | 0 | 9 | 6 | 377 | 9 | 52 | 312 | 3 | 0 | 1 |
| Angaha | 65 | 63 | 0 | 0 | 2 | 0 | 65 | 2 | 22 | 40 | 0 | 0 | 1 |
| Futu | 51 | 45 | 0 | 0 | 4 | 2 | 51 | 0 | 4 | 47 | 0 | 0 | 0 |
| Esia | 37 | 36 | 1 | 0 | 0 | 0 | 37 | 2 | 7 | 28 | 0 | 0 | 0 |
| Sapa'ata | 24 | 24 | 0 | 0 | 0 | 0 | 24 | 0 | 6 | 18 | 0 | 0 | 0 |
| Fata'ulua | 36 | 36 | 0 | 0 | 0 | 0 | 36 | 1 | 1 | 33 | 1 | 0 | 0 |
| Mu'a | 28 | 27 | 1 | 0 | 0 | 0 | 28 | 0 | 1 | 26 | 1 | 0 | 0 |
| Tongamama'o | 29 | 29 | 0 | 0 | 0 | 0 | 29 | 4 | 6 | 19 | 0 | 0 | 0 |
| Petani | 57 | 54 | 1 | 0 | 0 | 2 | 57 | 0 | 4 | 52 | 1 | 0 | 0 |
| Mata'aho | 50 | 45 | 0 | 0 | 3 | 2 | 50 | 0 | 1 | 49 | 0 | 0 | 0 |
| Ongo Niua | 273 | 1 | 227 | 2 | 20 | 23 | 273 | 1 | 8 | 260 | 4 | 0 | 0 |
| Niutopotapu | 172 | 0 | 128 | 2 | 19 | 23 | 172 | 1 | 0 | 167 | 4 | 0 | 0 |

| Division/ District/ region | Main source of lighting | | | | | Main Waste Disposal | | | | | | | |
|-------------------------------|-------------------------|---------------------|------------|---------------|------------|---------------------|---------------|----------------------------------|--------------------------------------|--------------|------------|-------------------|-----------|
| | Total | Public power supply | Solar | Own generator | Kerosene | Other | Total | Personal bin (public collection) | Personal bin (take to dump yourself) | Burn it | Compost | Bury in yard/bush | Other |
| Hihifo | 71 | 0 | 57 | 1 | 10 | 3 | 71 | 0 | 0 | 68 | 3 | 0 | 0 |
| Vaipoa | 37 | 0 | 25 | 1 | 7 | 4 | 37 | 1 | 0 | 36 | 0 | 0 | 0 |
| Falehau | 56 | 0 | 39 | 0 | 1 | 16 | 56 | 0 | 0 | 56 | 0 | 0 | 0 |
| Tafahi | 8 | 0 | 7 | 0 | 1 | 0 | 8 | 0 | 0 | 7 | 1 | 0 | 0 |
| Niuafo'ou | 101 | 1 | 99 | 0 | 1 | 0 | 101 | 0 | 8 | 93 | 0 | 0 | 0 |
| Esia | 26 | 1 | 25 | 0 | 0 | 0 | 26 | 0 | 6 | 20 | 0 | 0 | 0 |
| Kolofo'ou | 11 | 0 | 11 | 0 | 0 | 0 | 11 | 0 | 1 | 10 | 0 | 0 | 0 |
| Sapaata | 26 | 0 | 26 | 0 | 0 | 0 | 26 | 0 | 0 | 26 | 0 | 0 | 0 |
| Fata'ulua | 13 | 0 | 13 | 0 | 0 | 0 | 13 | 0 | 1 | 12 | 0 | 0 | 0 |
| Mata'aho | 3 | 0 | 2 | 0 | 1 | 0 | 3 | 0 | 0 | 3 | 0 | 0 | 0 |
| Mu'a | 6 | 0 | 6 | 0 | 0 | 0 | 6 | 0 | 0 | 6 | 0 | 0 | 0 |
| Tongamama'o | 2 | 0 | 2 | 0 | 0 | 0 | 2 | 0 | 0 | 2 | 0 | 0 | 0 |
| Petani | 14 | 0 | 14 | 0 | 0 | 0 | 14 | 0 | 0 | 14 | 0 | 0 | 0 |
| Urban | 4,089 | 4,020 | 12 | 5 | 24 | 28 | 4,089 | 3,968 | 33 | 63 | 9 | 15 | 1 |
| Rural | 13,916 | 12,642 | 755 | 39 | 236 | 244 | 13,916 | 8,390 | 716 | 4,493 | 139 | 167 | 11 |
| Greater Nuku'alofa | 6,139 | 5,925 | 71 | 21 | 69 | 53 | 6,139 | 5,862 | 58 | 157 | 24 | 37 | 1 |

Table H 12: Households' goods in the household by division and region

| Private Households Goods | TONGA | | Tongatapu | | Vava'u | | Ha'apai | | Eua | |
|--------------------------|---------------------|-----------------|---------------------|-----------------|---------------------|-----------------|---------------------|-----------------|---------------------|-----------------|
| | Number of Household | Number of Goods | Number of Household | Number of Goods | Number of Household | Number of Goods | Number of Household | Number of Goods | Number of Household | Number of Goods |
| Car | 6,647 | 7,618 | 5,675 | 6,580 | 669 | 714 | 166 | 182 | 120 | 123 |
| Trucks | 920 | 1,022 | 693 | 776 | 146 | 159 | 34 | 35 | 32 | 37 |
| Van | 6,103 | 6,995 | 4,628 | 5,361 | 832 | 912 | 234 | 255 | 345 | 397 |
| Motor Bike | 237 | 275 | 158 | 190 | 41 | 45 | 19 | 21 | 16 | 16 |
| Buses | 80 | 119 | 69 | 108 | 7 | 7 | 1 | 1 | 2 | 2 |
| Bicycles | 4,695 | 7,009 | 3,527 | 5,418 | 372 | 539 | 442 | 588 | 236 | 326 |
| Canoes | 96 | 123 | 40 | 52 | 34 | 42 | 21 | 28 | 1 | 1 |
| Boat | 635 | 723 | 294 | 335 | 205 | 224 | 111 | 137 | 12 | 13 |
| Fridges | 8,959 | 9,502 | 7,241 | 7,714 | 981 | 1,015 | 313 | 335 | 386 | 397 |
| Freezer | 7,144 | 7,620 | 5,469 | 5,858 | 933 | 962 | 423 | 460 | 281 | 302 |
| Stove | 15,419 | 16,480 | 11,491 | 12,348 | 2,247 | 2,332 | 889 | 961 | 613 | 652 |
| Washing Machine | 13,947 | 14,374 | 10,401 | 10,774 | 1,989 | 2,022 | 743 | 754 | 681 | 689 |
| Sewing Machine | 3,110 | 3,337 | 2,349 | 2,551 | 463 | 479 | 176 | 181 | 96 | 99 |
| Generator | 946 | 1,002 | 535 | 574 | 159 | 169 | 123 | 125 | 13 | 14 |
| Solar Panel | 755 | 896 | 225 | 252 | 214 | 278 | 121 | 165 | 3 | 3 |
| Air Condition | 329 | 481 | 299 | 417 | 23 | 52 | 3 | 7 | 3 | 4 |
| TV | 13,147 | 14,858 | 10,387 | 11,927 | 1,640 | 1,733 | 417 | 446 | 668 | 717 |
| CD/ DVD Player | 10,414 | 11,400 | 7,727 | 8,539 | 1,636 | 1,722 | 466 | 506 | 543 | 589 |
| Cell Phones | 15,929 | 41,082 | 11,505 | 31,410 | 2,347 | 5,037 | 1,074 | 2,509 | 789 | 1,784 |
| Land Line Phones | 4,720 | 4,720 | 3,895 | 3,895 | 365 | 365 | 202 | 202 | 242 | 242 |
| Desktop Computer | 1,576 | 1,822 | 1,380 | 1,610 | 118 | 128 | 49 | 53 | 27 | 29 |
| Laptops | 6,791 | 8,887 | 5,542 | 7,465 | 636 | 712 | 296 | 355 | 249 | 282 |
| Tablets | 3,204 | 4,314 | 2,670 | 3,680 | 332 | 393 | 104 | 134 | 88 | 97 |
| None | 118 | 0 | 45 | 0 | 37 | 0 | 20 | 0 | 10 | 0 |

| Private Households Goods | Ongo Niuva | | Urban | | Rural | | Greater Nukualofa | |
|--------------------------|---------------------|-----------------|---------------------|-----------------|---------------------|-----------------|---------------------|-----------------|
| | Number of Household | Number of Goods | Number of Household | Number of Goods | Number of Household | Number of Goods | Number of Household | Number of Goods |
| Car | 17 | 19 | 2,063 | 2,469 | 4,584 | 5,149 | 3,014 | 3,599 |
| Trucks | 15 | 15 | 187 | 214 | 733 | 808 | 262 | 300 |
| Van | 64 | 70 | 1,495 | 1,743 | 4,608 | 5,252 | 2,223 | 2,607 |
| Motor Bike | 3 | 3 | 47 | 51 | 190 | 224 | 66 | 82 |
| Buses | 1 | 1 | 7 | 8 | 73 | 111 | 19 | 24 |
| Bicycles | 118 | 138 | 892 | 1,414 | 3,803 | 5,595 | 1,366 | 2,200 |
| Canoes | 0 | 0 | 10 | 10 | 86 | 113 | 15 | 18 |
| Boat | 13 | 14 | 112 | 132 | 523 | 591 | 179 | 204 |
| Fridges | 38 | 41 | 2,651 | 2,869 | 6,308 | 6,633 | 3,832 | 4,142 |
| Freezer | 38 | 38 | 1,809 | 1,974 | 5,335 | 5,646 | 2,580 | 2,803 |
| Stove | 179 | 187 | 3,742 | 4,049 | 11,677 | 12,431 | 5,611 | 6,087 |
| Washing Machine | 133 | 135 | 3,458 | 3,596 | 10,489 | 10,778 | 5,063 | 5,259 |
| Sewing Machine | 26 | 27 | 774 | 853 | 2,336 | 2,484 | 1,197 | 1,313 |
| Generator | 116 | 120 | 146 | 158 | 800 | 844 | 254 | 275 |
| solar Panel | 192 | 198 | 110 | 116 | 645 | 780 | 172 | 188 |
| Air Condition | 1 | 1 | 165 | 230 | 164 | 251 | 232 | 331 |
| TV | 35 | 35 | 3,419 | 4,010 | 9,728 | 10,848 | 5,046 | 5,890 |
| CD/ DVD Player | 42 | 44 | 2,466 | 2,742 | 7,948 | 8,658 | 3,645 | 4,054 |
| Cell Phones | 214 | 342 | 3,612 | 10,421 | 12,317 | 30,661 | 5,478 | 15,658 |
| Land Line Phones | 16 | 16 | 1,590 | 1,590 | 3,130 | 3,130 | 2,238 | 2,238 |
| Desktop Computer | 2 | 2 | 627 | 753 | 949 | 1,069 | 878 | 1,035 |
| Laptops | 68 | 73 | 2,170 | 3,078 | 4,621 | 5,809 | 3,206 | 4,485 |
| Tablets | 10 | 10 | 1,083 | 1,540 | 2,121 | 2,774 | 1,523 | 2,137 |
| None | 6 | 0 | 12 | 0 | 106 | 0 | 18 | 0 |

Table H 13: Household access to internet and have battery Radio by division, district and region

| Division/ District/ region | Access Internet | | | | | Access to battery radio |
|-------------------------------|---------------------|-------------------------------|--------------|--------------|------------|-------------------------------|
| | Total Households | Access internet at home | TCC Only | Digicel Only | Both | |
| TONGA | 18,005 | 2,385 | 1,648 | 597 | 140 | 7,788 |
| Tongatapu | 12,953 | 1,966 | 1,406 | 437 | 123 | 5,060 |
| Kolofo'ou | 3,108 | 642 | 490 | 121 | 31 | 1,115 |
| Kolomotu'a | 3,031 | 610 | 456 | 126 | 28 | 1,129 |
| Vaini | 2,201 | 314 | 200 | 89 | 25 | 808 |
| Tatakamotonga | 1,248 | 110 | 60 | 32 | 18 | 599 |
| Lapaha | 1,234 | 91 | 65 | 24 | 2 | 607 |
| Nukunuku | 1,391 | 107 | 78 | 25 | 4 | 518 |
| Kolovai | 740 | 92 | 57 | 20 | 15 | 284 |
| Vava'u | 2,715 | 236 | 108 | 117 | 11 | 1,325 |
| Neiafu | 1,041 | 169 | 90 | 70 | 9 | 582 |
| Pangaimotu | 232 | 25 | 8 | 15 | 2 | 86 |
| Hahake | 403 | 17 | 5 | 12 | 0 | 200 |
| Leimatu'a | 482 | 15 | 2 | 13 | 0 | 187 |
| Hihifo | 385 | 7 | 1 | 6 | 0 | 140 |
| Motu | 172 | 3 | 2 | 1 | 0 | 130 |
| Ha'apai | 1,179 | 137 | 93 | 39 | 5 | 829 |
| Pangai | 433 | 81 | 51 | 26 | 4 | 219 |
| Foa | 236 | 12 | 8 | 3 | 1 | 172 |
| Lulunga | 184 | 26 | 26 | 0 | 0 | 155 |
| Mu'omu'a | 99 | 1 | 1 | 0 | 0 | 88 |
| Ha'ano | 89 | 11 | 3 | 8 | 0 | 69 |
| 'Uiha | 138 | 6 | 4 | 2 | 0 | 126 |
| Eua | 885 | 46 | 41 | 4 | 1 | 395 |
| Eua Motu'a | 508 | 28 | 23 | 4 | 1 | 261 |
| 'Eua fo'ou | 377 | 18 | 18 | 0 | 0 | 134 |
| Ongo Niua | 273 | 0 | 0 | 0 | 0 | 179 |
| Niuatoputapu | 172 | 0 | 0 | 0 | 0 | 126 |
| Niuafu'ou | 101 | 0 | 0 | 0 | 0 | 53 |
| Urban | 4,089 | 905 | 680 | 182 | 50 | 1,483 |
| Rural | 13,916 | 1,480 | 968 | 415 | 90 | 6,305 |
| Greater Nuku'alofa | 6,139 | 1,251 | 946 | 247 | 59 | 2,244 |

Table H 14: Main means of waste disposal by division, district, village and region.

| Division/ District/ Region | Means of Waste Disposal | | | | | | | |
|-------------------------------|-------------------------|--|---|--------------|------------|----------------------|---|----------|
| | Total | Personal bin (public collection) | Personal bin (take to dump yourself) | Burn it | Compost | Bury in yard/bush | Ocean, river, or other body of water | Other |
| TONGA | 18,005 | 12,358 | 749 | 4,556 | 148 | 182 | 8 | 4 |
| Tongatapu | 12,953 | 11,722 | 240 | 786 | 75 | 123 | 6 | 1 |
| Kolofo'ou | 3,108 | 2,982 | 29 | 61 | 17 | 18 | 1 | 0 |
| Kolomotu'a | 3,031 | 2,880 | 29 | 96 | 7 | 19 | 0 | 0 |
| Vaini | 2,201 | 1,976 | 78 | 90 | 13 | 43 | 1 | 0 |
| Tatakamotonga | 1,248 | 1,019 | 17 | 188 | 17 | 6 | 1 | 0 |
| Lapaha | 1,234 | 1,039 | 60 | 113 | 8 | 14 | 0 | 0 |
| Nukunuku | 1,391 | 1,261 | 14 | 94 | 6 | 13 | 3 | 0 |
| Kolovai | 740 | 565 | 13 | 144 | 7 | 10 | 0 | 1 |
| Vava'u | 2,715 | 596 | 354 | 1,695 | 36 | 31 | 0 | 3 |
| Neiafu | 1,041 | 280 | 229 | 513 | 6 | 12 | 0 | 1 |
| Pangaimotu | 232 | 60 | 37 | 133 | 0 | 2 | 0 | 0 |
| Hahake | 403 | 40 | 6 | 343 | 10 | 4 | 0 | 0 |
| Leimatu'a | 482 | 123 | 43 | 299 | 15 | 1 | 0 | 1 |
| Hihifo | 385 | 93 | 36 | 244 | 1 | 11 | 0 | 0 |
| Motu | 172 | 0 | 3 | 163 | 4 | 1 | 0 | 1 |
| Ha'apai | 1,179 | 19 | 52 | 1,056 | 25 | 26 | 1 | 0 |
| Pangai | 433 | 15 | 36 | 353 | 14 | 14 | 1 | 0 |
| Foa | 236 | 3 | 13 | 213 | 5 | 2 | 0 | 0 |
| Lulunga | 184 | 0 | 0 | 177 | 2 | 5 | 0 | 0 |
| Mu'omu'a | 99 | 1 | 2 | 96 | 0 | 0 | 0 | 0 |
| Ha`ano | 89 | 0 | 1 | 86 | 0 | 2 | 0 | 0 |
| 'Uiha | 138 | 0 | 0 | 131 | 4 | 3 | 0 | 0 |
| Eua | 885 | 20 | 95 | 759 | 8 | 2 | 1 | 0 |
| Eua Motu'a | 508 | 11 | 43 | 447 | 5 | 2 | 0 | 0 |
| Eua Fo'ou | 377 | 9 | 52 | 312 | 3 | 0 | 1 | 0 |
| Ongo Niua | 273 | 1 | 8 | 260 | 4 | 0 | 0 | 0 |
| Niuatoputapu | 172 | 1 | 0 | 167 | 4 | 0 | 0 | 0 |
| Niuafu'ou | 101 | 0 | 8 | 93 | 0 | 0 | 0 | 0 |
| Urban | 4,089 | 3,968 | 33 | 63 | 9 | 15 | 1 | 0 |
| Rural | 13,916 | 8,390 | 716 | 4,493 | 139 | 167 | 7 | 4 |
| Greater Nuku'alofa | 6,139 | 5,862 | 58 | 157 | 24 | 37 | 1 | 0 |

Table H 15: Household tenure by district and region

| Island/ District/ region | TENURE | | | | |
|---------------------------|---------------|---|---|-----------------------------|---------------------------|
| | Total | Owned by you or someone in this Household with a mortgage or loan | Owned by you or someone in this Household free and clear? (no loan) | Rented? (with any payments) | Occupied without payment? |
| TONGA | 18,005 | 1,251 | 11,449 | 909 | 4,396 |
| Tongatapu | 12,953 | 937 | 8,160 | 822 | 3,034 |
| Kolofo'ou | 3,108 | 233 | 1,906 | 369 | 600 |
| Kolomotu'a | 3,031 | 278 | 1,711 | 314 | 728 |
| Vaini | 2,201 | 143 | 1,444 | 62 | 552 |
| Tatakamotonga | 1,248 | 51 | 868 | 30 | 299 |
| Lapaha | 1,234 | 103 | 755 | 13 | 363 |
| Nukunuku | 1,391 | 59 | 1,015 | 21 | 296 |
| Kolovai | 740 | 70 | 461 | 13 | 196 |
| Vava'u | 2,715 | 191 | 1,803 | 57 | 664 |
| Neiafu | 1,041 | 104 | 661 | 53 | 223 |
| Pangaimotu | 232 | 10 | 152 | 3 | 67 |
| Hahake | 403 | 53 | 230 | 1 | 119 |
| Leimatu'a | 482 | 8 | 324 | 0 | 150 |
| Hihifo | 385 | 11 | 305 | 0 | 69 |
| Motu | 172 | 5 | 131 | 0 | 36 |
| Ha'apai | 1,179 | 24 | 765 | 15 | 375 |
| Pangai | 433 | 18 | 241 | 10 | 164 |
| Foa | 236 | 1 | 165 | 3 | 67 |
| Lulunga | 184 | 1 | 137 | 1 | 45 |
| Mu'omu'a | 99 | 1 | 81 | 1 | 16 |
| Ha'ano | 89 | 1 | 58 | 0 | 30 |
| 'Uiha | 138 | 2 | 83 | 0 | 53 |
| Eua | 885 | 96 | 561 | 12 | 216 |
| Eua Motu'a | 508 | 55 | 328 | 7 | 118 |
| Eua Fo'ou | 377 | 41 | 233 | 5 | 98 |
| Ongo Niua | 273 | 3 | 160 | 3 | 107 |
| Niuatoputapu | 172 | 3 | 142 | 2 | 25 |
| Niuafu'ou | 101 | 0 | 18 | 1 | 82 |
| Urban | 4,089 | 285 | 2,406 | 505 | 893 |
| Rural | 13,916 | 966 | 9,043 | 404 | 3,503 |
| Greater Nuku'alofa | 6,139 | 511 | 3,617 | 683 | 1,328 |

Table H 16: Main source of household income by division, district and region

| Island/ District/ Region | Main source of income | | | | | | | | | |
|-----------------------------|-----------------------|-------------------|-----------------------------------|---------------------|---|---|--------------|--------------------------|------------|-----------|
| | Total | Regular salary | Income from own business | Sale of products | Rental income from Land Lease | Rental income from house rented | Remittances | Pension or retirement | None | Other |
| TONGA | 18,005 | 8,312 | 1,468 | 3,683 | 42 | 82 | 3,455 | 355 | 561 | 47 |
| Tongatapu | 12,953 | 6,575 | 1,182 | 2,050 | 31 | 70 | 2,382 | 247 | 386 | 30 |
| Kolofo'ou | 3,108 | 1,891 | 350 | 278 | 15 | 26 | 431 | 64 | 49 | 4 |
| Kolomotu'a | 3,031 | 1,933 | 263 | 230 | 6 | 27 | 416 | 73 | 74 | 9 |
| Vaini | 2,201 | 1,070 | 213 | 387 | 4 | 9 | 371 | 43 | 99 | 5 |
| Tatakamotonga | 1,248 | 491 | 75 | 289 | 2 | 3 | 324 | 18 | 40 | 6 |
| Lapaha | 1,234 | 392 | 76 | 332 | 2 | 3 | 380 | 18 | 30 | 1 |
| Nukunuku | 1,391 | 527 | 159 | 340 | 1 | 2 | 266 | 19 | 74 | 3 |
| Kolovai | 740 | 271 | 46 | 194 | 1 | 0 | 194 | 12 | 20 | 2 |
| Vava'u | 2,715 | 900 | 174 | 823 | 9 | 8 | 599 | 67 | 128 | 7 |
| Neiafu | 1,041 | 511 | 108 | 122 | 6 | 6 | 196 | 29 | 58 | 5 |
| Pangaimotu | 232 | 96 | 15 | 75 | 1 | 1 | 33 | 6 | 5 | 0 |
| Hahake | 403 | 96 | 9 | 129 | 0 | 0 | 135 | 8 | 26 | 0 |
| Leimatu'a | 482 | 91 | 23 | 207 | 2 | 0 | 145 | 8 | 6 | 0 |
| Hihifo | 385 | 62 | 14 | 230 | 0 | 1 | 62 | 6 | 8 | 2 |
| Motu | 172 | 44 | 5 | 60 | 0 | 0 | 28 | 10 | 25 | 0 |
| Ha'apai | 1,179 | 431 | 49 | 399 | 1 | 4 | 248 | 19 | 23 | 5 |
| Pangai | 433 | 247 | 19 | 73 | 1 | 4 | 67 | 5 | 14 | 3 |
| Foa | 236 | 69 | 7 | 83 | 0 | 0 | 74 | 0 | 2 | 1 |
| Lulunga | 184 | 43 | 7 | 106 | 0 | 0 | 26 | 0 | 2 | 0 |
| Mu'omu'a | 99 | 20 | 4 | 43 | 0 | 0 | 26 | 1 | 5 | 0 |
| Ha'ano | 89 | 28 | 2 | 32 | 0 | 0 | 21 | 6 | 0 | 0 |
| 'Uiha | 138 | 24 | 10 | 62 | 0 | 0 | 34 | 7 | 0 | 1 |
| Eua | 885 | 302 | 56 | 300 | 1 | 0 | 183 | 15 | 23 | 5 |
| Eua Motu'a | 508 | 200 | 33 | 177 | 0 | 0 | 77 | 4 | 13 | 4 |
| 'Eua fo'ou | 377 | 102 | 23 | 123 | 1 | 0 | 106 | 11 | 10 | 1 |
| Ongo Niuva | 273 | 104 | 7 | 111 | 0 | 0 | 43 | 7 | 1 | 0 |
| Niuatoputapu | 172 | 59 | 5 | 96 | 0 | 0 | 11 | 1 | 0 | 0 |
| Niuafu'ou | 101 | 45 | 2 | 15 | 0 | 0 | 32 | 6 | 1 | 0 |
| Urban | 4,089 | 2,595 | 443 | 255 | 19 | 37 | 562 | 103 | 69 | 6 |
| Rural | 13,916 | 5,717 | 1,025 | 3,428 | 23 | 45 | 2,893 | 252 | 492 | 41 |
| Greater Nuku'alofa | 6,139 | 3,824 | 613 | 508 | 21 | 53 | 847 | 137 | 123 | 13 |

Table H 17: Main source of household income by division, district and village

| Island/ District / Region | Main source of income | | | | | | | | | |
|---------------------------|-----------------------|----------------|--------------------------|------------------|-------------------------------|---------------------------------|--------------|-----------------------|------------|-----------|
| | Total | Regular salary | Income from own business | Sale of products | Rental income from Land Lease | Rental income from house rented | Remittances | Pension or retirement | None | Other |
| TONGA | 18,005 | 8,312 | 1,468 | 3,683 | 42 | 82 | 3,455 | 355 | 561 | 47 |
| Tongatapu | 12,953 | 6,575 | 1,182 | 2,050 | 31 | 70 | 2,382 | 247 | 386 | 30 |
| Kolofo'ou | 3,108 | 1,891 | 350 | 278 | 15 | 26 | 431 | 64 | 49 | 4 |
| Kolofo'ou | 1,475 | 907 | 174 | 75 | 12 | 21 | 210 | 52 | 22 | 2 |
| Ma'ufanga | 1,237 | 789 | 135 | 87 | 3 | 4 | 185 | 9 | 23 | 2 |
| Nukumotu | 8 | 2 | 0 | 2 | 0 | 0 | 4 | 0 | 0 | 0 |
| Popua | 312 | 188 | 36 | 53 | 0 | 1 | 29 | 3 | 2 | 0 |
| Tukutonga | 75 | 5 | 4 | 61 | 0 | 0 | 3 | 0 | 2 | 0 |
| Pangaimotu | 1 | 0 | 1 | 0 | 0 | 0 | 0 | 0 | 0 | 0 |
| Kolomotu'a | 3,031 | 1,933 | 263 | 230 | 6 | 27 | 416 | 73 | 74 | 9 |
| Kolomotu'a | 1,377 | 899 | 134 | 93 | 4 | 12 | 167 | 42 | 24 | 2 |
| Havelu | 617 | 405 | 59 | 24 | 0 | 9 | 96 | 17 | 4 | 3 |
| Tofoa | 590 | 371 | 49 | 47 | 2 | 6 | 79 | 9 | 24 | 3 |
| Hofoa | 193 | 116 | 11 | 25 | 0 | 0 | 21 | 4 | 15 | 1 |
| Puke | 156 | 77 | 7 | 36 | 0 | 0 | 32 | 1 | 3 | 0 |
| Sia'atoutai | 98 | 65 | 3 | 5 | 0 | 0 | 21 | 0 | 4 | 0 |
| Vaini | 2,201 | 1,070 | 213 | 387 | 4 | 9 | 371 | 43 | 99 | 5 |
| Vaini | 576 | 286 | 70 | 98 | 4 | 3 | 81 | 14 | 19 | 1 |
| Malapo | 106 | 59 | 6 | 21 | 0 | 0 | 15 | 4 | 1 | 0 |
| Longoteme | 101 | 31 | 4 | 26 | 0 | 1 | 35 | 3 | 1 | 0 |
| Folaha | 162 | 75 | 14 | 37 | 0 | 1 | 31 | 2 | 2 | 0 |
| Nukuhetulu | 63 | 34 | 1 | 11 | 0 | 0 | 16 | 0 | 1 | 0 |
| Veitongo | 179 | 69 | 17 | 29 | 0 | 0 | 28 | 2 | 34 | 0 |
| Ha'ateiho | 449 | 225 | 30 | 77 | 0 | 4 | 74 | 14 | 23 | 2 |
| Pea | 345 | 190 | 45 | 37 | 0 | 0 | 55 | 2 | 14 | 2 |
| Tokomololo | 220 | 101 | 26 | 51 | 0 | 0 | 36 | 2 | 4 | 0 |
| Tatakamotonga | 1,248 | 491 | 75 | 289 | 2 | 3 | 324 | 18 | 40 | 6 |
| Tatakamotonga | 324 | 111 | 28 | 70 | 1 | 1 | 87 | 9 | 16 | 1 |
| Holonga | 89 | 34 | 4 | 20 | 1 | 0 | 24 | 2 | 3 | 1 |
| Pelehake | 149 | 58 | 9 | 44 | 0 | 1 | 32 | 2 | 1 | 2 |
| Fua'amotu | 309 | 150 | 12 | 58 | 0 | 1 | 76 | 4 | 7 | 1 |
| Nakolo | 65 | 23 | 5 | 22 | 0 | 0 | 15 | 0 | 0 | 0 |
| Ha'asini | 158 | 50 | 4 | 44 | 0 | 0 | 49 | 0 | 10 | 1 |
| Lavengatonga | 65 | 30 | 8 | 14 | 0 | 0 | 12 | 1 | 0 | 0 |
| Haveluliku | 26 | 10 | 3 | 6 | 0 | 0 | 7 | 0 | 0 | 0 |
| Fatumu | 63 | 25 | 2 | 11 | 0 | 0 | 22 | 0 | 3 | 0 |
| Lapaha | 1,234 | 392 | 76 | 332 | 2 | 3 | 380 | 18 | 30 | 1 |
| Lapaha | 331 | 146 | 15 | 57 | 0 | 2 | 98 | 8 | 5 | 0 |
| Talasiu | 58 | 15 | 3 | 31 | 0 | 0 | 8 | 1 | 0 | 0 |
| Hoi | 75 | 28 | 8 | 17 | 1 | 0 | 20 | 0 | 1 | 0 |
| Nukuleka | 45 | 9 | 4 | 21 | 0 | 0 | 9 | 0 | 2 | 0 |
| Makaunga | 58 | 20 | 4 | 14 | 0 | 0 | 7 | 1 | 12 | 0 |
| Talafo'ou | 74 | 21 | 0 | 4 | 0 | 0 | 48 | 0 | 0 | 1 |
| Manuka | 46 | 13 | 4 | 4 | 0 | 0 | 21 | 0 | 4 | 0 |
| Navutoka | 117 | 30 | 6 | 27 | 0 | 1 | 52 | 0 | 1 | 0 |
| Kolonga | 216 | 45 | 19 | 81 | 0 | 0 | 66 | 4 | 1 | 0 |
| Afa | 71 | 18 | 5 | 35 | 1 | 0 | 11 | 1 | 0 | 0 |
| Niutoua | 130 | 45 | 7 | 36 | 0 | 0 | 35 | 3 | 4 | 0 |

| Island/ District / Region | Main source of income | | | | | | | | | |
|---------------------------|-----------------------|----------------|--------------------------|------------------|-------------------------------|---------------------------------|-------------|-----------------------|------------|----------|
| | Total | Regular salary | Income from own business | Sale of products | Rental income from Land Lease | Rental income from house rented | Remittances | Pension or retirement | None | Other |
| Eueiki | 12 | 1 | 1 | 5 | 0 | 0 | 5 | 0 | 0 | 0 |
| Fukave | 1 | 1 | 0 | 0 | 0 | 0 | 0 | 0 | 0 | 0 |
| Nukunuku | 1,391 | 527 | 159 | 340 | 1 | 2 | 266 | 19 | 74 | 3 |
| NUkunuku | 370 | 158 | 50 | 59 | 1 | 0 | 79 | 9 | 13 | 1 |
| Matahau | 105 | 14 | 10 | 25 | 0 | 0 | 56 | 0 | 0 | 0 |
| Matafonua | 45 | 17 | 2 | 15 | 0 | 0 | 10 | 1 | 0 | 0 |
| Fatai | 59 | 25 | 5 | 7 | 0 | 0 | 19 | 0 | 3 | 0 |
| Lakepa | 54 | 16 | 1 | 20 | 0 | 0 | 17 | 0 | 0 | 0 |
| Vaotu'u | 81 | 34 | 5 | 22 | 0 | 0 | 14 | 0 | 6 | 0 |
| Utulau | 98 | 44 | 13 | 8 | 0 | 0 | 1 | 3 | 29 | 0 |
| Ha'alalo | 103 | 27 | 16 | 27 | 0 | 1 | 28 | 4 | 0 | 0 |
| Ha'akame | 116 | 31 | 14 | 38 | 0 | 0 | 14 | 0 | 18 | 1 |
| Houma | 360 | 161 | 43 | 119 | 0 | 1 | 28 | 2 | 5 | 1 |
| Kolovai | 740 | 271 | 46 | 194 | 1 | 0 | 194 | 12 | 20 | 2 |
| Kolovai | 118 | 52 | 5 | 17 | 0 | 0 | 43 | 1 | 0 | 0 |
| Te'ekiu | 104 | 39 | 4 | 27 | 0 | 0 | 22 | 2 | 10 | 0 |
| Masilamea | 34 | 9 | 2 | 12 | 0 | 0 | 11 | 0 | 0 | 0 |
| Fahefa | 71 | 29 | 2 | 16 | 0 | 0 | 21 | 3 | 0 | 0 |
| Ha'utu | 39 | 17 | 0 | 14 | 0 | 0 | 5 | 0 | 3 | 0 |
| Kala'au | 26 | 6 | 0 | 5 | 0 | 0 | 11 | 0 | 4 | 0 |
| Fo'ui | 104 | 18 | 11 | 43 | 0 | 0 | 28 | 2 | 0 | 2 |
| Ha'avakatolo | 40 | 16 | 1 | 12 | 1 | 0 | 10 | 0 | 0 | 0 |
| Ahau | 61 | 27 | 6 | 14 | 0 | 0 | 8 | 3 | 3 | 0 |
| Kanokupolu | 65 | 32 | 7 | 7 | 0 | 0 | 18 | 1 | 0 | 0 |
| Ha'atafu | 47 | 11 | 7 | 15 | 0 | 0 | 14 | 0 | 0 | 0 |
| Atata | 31 | 15 | 1 | 12 | 0 | 0 | 3 | 0 | 0 | 0 |
| Vava'u | 2,715 | 900 | 174 | 823 | 9 | 8 | 599 | 67 | 128 | 7 |
| Neiafu | 1,041 | 511 | 108 | 122 | 6 | 6 | 196 | 29 | 58 | 5 |
| Neiafu | 743 | 386 | 88 | 74 | 2 | 3 | 142 | 21 | 22 | 5 |
| Makave | 72 | 37 | 2 | 9 | 0 | 0 | 12 | 2 | 10 | 0 |
| Toula | 83 | 43 | 10 | 7 | 2 | 3 | 12 | 3 | 3 | 0 |
| Utui | 55 | 23 | 3 | 2 | 0 | 0 | 3 | 1 | 23 | 0 |
| Ofu | 26 | 5 | 2 | 10 | 1 | 0 | 8 | 0 | 0 | 0 |
| Okoa | 48 | 15 | 3 | 13 | 1 | 0 | 15 | 1 | 0 | 0 |
| Olo'ua | 14 | 2 | 0 | 7 | 0 | 0 | 4 | 1 | 0 | 0 |
| Pangaimotu | 232 | 96 | 15 | 75 | 1 | 1 | 33 | 6 | 5 | 0 |
| Pangaimotu | 125 | 46 | 6 | 53 | 1 | 1 | 15 | 3 | 0 | 0 |
| Utulei | 24 | 9 | 1 | 8 | 0 | 0 | 5 | 0 | 1 | 0 |
| Nga'unoho | 27 | 9 | 1 | 7 | 0 | 0 | 6 | 0 | 4 | 0 |
| Utungake | 56 | 32 | 7 | 7 | 0 | 0 | 7 | 3 | 0 | 0 |
| Hahake | 403 | 96 | 9 | 129 | 0 | 0 | 135 | 8 | 26 | 0 |
| Ha'alaufuli | 84 | 19 | 1 | 31 | 0 | 0 | 22 | 4 | 7 | 0 |
| Ha'akio | 23 | 9 | 1 | 6 | 0 | 0 | 4 | 0 | 3 | 0 |
| Houma | 17 | 6 | 1 | 5 | 0 | 0 | 3 | 0 | 2 | 0 |
| Mangia | 17 | 3 | 1 | 4 | 0 | 0 | 6 | 0 | 3 | 0 |
| Ta'anea | 128 | 15 | 4 | 42 | 0 | 0 | 60 | 0 | 7 | 0 |
| Tu'anevivale | 82 | 27 | 1 | 29 | 0 | 0 | 20 | 2 | 3 | 0 |
| Koloa | 31 | 11 | 0 | 4 | 0 | 0 | 14 | 2 | 0 | 0 |
| Holeva | 21 | 6 | 0 | 8 | 0 | 0 | 6 | 0 | 1 | 0 |

| Island/ District / Region | Main source of income | | | | | | | | | |
|---------------------------|-----------------------|----------------|--------------------------|------------------|-------------------------------|---------------------------------|-------------|-----------------------|-----------|----------|
| | Total | Regular salary | Income from own business | Sale of products | Rental income from Land Lease | Rental income from house rented | Remittances | Pension or retirement | None | Other |
| Leimatu'a | 482 | 91 | 23 | 207 | 2 | 0 | 145 | 8 | 6 | 0 |
| Leimatu'a | 235 | 25 | 7 | 128 | 2 | 0 | 69 | 1 | 3 | 0 |
| Holonga | 83 | 17 | 4 | 13 | 0 | 0 | 47 | 1 | 1 | 0 |
| Feletoa | 58 | 17 | 2 | 30 | 0 | 0 | 8 | 1 | 0 | 0 |
| Mataika | 106 | 32 | 10 | 36 | 0 | 0 | 21 | 5 | 2 | 0 |
| Hihifo | 385 | 62 | 14 | 230 | 0 | 1 | 62 | 6 | 8 | 2 |
| Longomapu | 109 | 11 | 4 | 62 | 0 | 1 | 29 | 0 | 1 | 1 |
| Taoa | 98 | 21 | 5 | 56 | 0 | 0 | 11 | 0 | 5 | 0 |
| Tefisi | 102 | 11 | 3 | 76 | 0 | 0 | 8 | 1 | 2 | 1 |
| Vaimalo | 23 | 7 | 0 | 12 | 0 | 0 | 2 | 2 | 0 | 0 |
| Tu'anuku | 53 | 12 | 2 | 24 | 0 | 0 | 12 | 3 | 0 | 0 |
| Motu | 172 | 44 | 5 | 60 | 0 | 0 | 28 | 10 | 25 | 0 |
| Kapa | 10 | 5 | 0 | 2 | 0 | 0 | 3 | 0 | 0 | 0 |
| Falevai | 20 | 11 | 1 | 3 | 0 | 0 | 3 | 2 | 0 | 0 |
| Otea | 23 | 8 | 2 | 6 | 0 | 0 | 7 | 0 | 0 | 0 |
| Lape | 5 | 1 | 0 | 4 | 0 | 0 | 0 | 0 | 0 | 0 |
| Matamaka | 23 | 2 | 0 | 17 | 0 | 0 | 0 | 0 | 4 | 0 |
| Nuapapu | 23 | 3 | 0 | 4 | 0 | 0 | 1 | 4 | 11 | 0 |
| Ovaka | 20 | 6 | 1 | 7 | 0 | 0 | 2 | 3 | 1 | 0 |
| Taunga | 9 | 3 | 0 | 5 | 0 | 0 | 1 | 0 | 0 | 0 |
| Hunga | 39 | 5 | 1 | 12 | 0 | 0 | 11 | 1 | 9 | 0 |
| Foeta Island | 0 | 0 | 0 | 0 | 0 | 0 | 0 | 0 | 0 | 0 |
| Ha'apai | 1,179 | 431 | 49 | 399 | 1 | 4 | 248 | 19 | 23 | 5 |
| Pangai | 433 | 247 | 19 | 73 | 1 | 4 | 67 | 5 | 14 | 3 |
| Pangai | 214 | 116 | 5 | 33 | 0 | 4 | 40 | 4 | 11 | 1 |
| Hihifo | 159 | 95 | 12 | 35 | 1 | 0 | 12 | 0 | 2 | 2 |
| Holopeka | 22 | 10 | 2 | 1 | 0 | 0 | 8 | 1 | 0 | 0 |
| Koulo | 38 | 26 | 0 | 4 | 0 | 0 | 7 | 0 | 1 | 0 |
| Foa | 236 | 69 | 7 | 83 | 0 | 0 | 74 | 0 | 2 | 1 |
| Fangale'ounga | 24 | 10 | 1 | 9 | 0 | 0 | 3 | 0 | 0 | 1 |
| Fotua | 42 | 11 | 2 | 20 | 0 | 0 | 8 | 0 | 1 | 0 |
| Lotofoa | 70 | 17 | 3 | 25 | 0 | 0 | 24 | 0 | 1 | 0 |
| faleloa | 64 | 28 | 1 | 22 | 0 | 0 | 13 | 0 | 0 | 0 |
| Ha'afakahenga | 17 | 0 | 0 | 1 | 0 | 0 | 16 | 0 | 0 | 0 |
| Ha'ateiho Si'i | 19 | 3 | 0 | 6 | 0 | 0 | 10 | 0 | 0 | 0 |
| Lulunga | 184 | 43 | 7 | 106 | 0 | 0 | 26 | 0 | 2 | 0 |
| Ha'afeva island | 57 | 21 | 2 | 20 | 0 | 0 | 13 | 0 | 1 | 0 |
| Tungua | 37 | 3 | 4 | 30 | 0 | 0 | 0 | 0 | 0 | 0 |
| Fotuha'a | 19 | 4 | 0 | 13 | 0 | 0 | 2 | 0 | 0 | 0 |
| 'O'ua | 25 | 6 | 0 | 9 | 0 | 0 | 10 | 0 | 0 | 0 |
| Matuku | 16 | 4 | 0 | 12 | 0 | 0 | 0 | 0 | 0 | 0 |
| Kotu | 30 | 5 | 1 | 22 | 0 | 0 | 1 | 0 | 1 | 0 |
| Mu'omu'a | 99 | 20 | 4 | 43 | 0 | 0 | 26 | 1 | 5 | 0 |
| Nomuka | 81 | 16 | 4 | 31 | 0 | 0 | 24 | 1 | 5 | 0 |
| Mango | 8 | 3 | 0 | 4 | 0 | 0 | 1 | 0 | 0 | 0 |
| Fonoifua | 10 | 1 | 0 | 8 | 0 | 0 | 1 | 0 | 0 | 0 |
| Ha'ano | 89 | 28 | 2 | 32 | 0 | 0 | 21 | 6 | 0 | 0 |
| Fakakai | 25 | 7 | 0 | 10 | 0 | 0 | 7 | 1 | 0 | 0 |
| Pukotala | 18 | 4 | 1 | 7 | 0 | 0 | 6 | 0 | 0 | 0 |

| Island/ District / Region | Main source of income | | | | | | | | | |
|---------------------------|-----------------------|----------------|--------------------------|------------------|-------------------------------|---------------------------------|-------------|-----------------------|-----------|----------|
| | Total | Regular salary | Income from own business | Sale of products | Rental income from Land Lease | Rental income from house rented | Remittances | Pension or retirement | None | Other |
| Ha'ano | 24 | 9 | 1 | 8 | 0 | 0 | 6 | 0 | 0 | 0 |
| Muitoa | 7 | 3 | 0 | 2 | 0 | 0 | 0 | 2 | 0 | 0 |
| Mo'unga'one | 15 | 5 | 0 | 5 | 0 | 0 | 2 | 3 | 0 | 0 |
| 'Uiha | 138 | 24 | 10 | 62 | 0 | 0 | 34 | 7 | 0 | 1 |
| Uiha | 76 | 16 | 5 | 18 | 0 | 0 | 31 | 5 | 0 | 1 |
| Felemea | 31 | 5 | 4 | 17 | 0 | 0 | 3 | 2 | 0 | 0 |
| Lofanga | 31 | 3 | 1 | 27 | 0 | 0 | 0 | 0 | 0 | 0 |
| Eua | 885 | 302 | 56 | 300 | 1 | 0 | 183 | 15 | 23 | 5 |
| Eua Motu'a | 508 | 200 | 33 | 177 | 0 | 0 | 77 | 4 | 13 | 4 |
| Ohonua | 221 | 90 | 11 | 97 | 0 | 0 | 19 | 1 | 3 | 0 |
| Tufuvai | 41 | 20 | 2 | 7 | 0 | 0 | 9 | 1 | 2 | 0 |
| Pangai | 59 | 33 | 10 | 6 | 0 | 0 | 10 | 0 | 0 | 0 |
| Houma | 55 | 22 | 2 | 6 | 0 | 0 | 24 | 1 | 0 | 0 |
| Ha'atu'a | 96 | 20 | 6 | 57 | 0 | 0 | 8 | 1 | 1 | 3 |
| Ta'anga | 36 | 15 | 2 | 4 | 0 | 0 | 7 | 0 | 7 | 1 |
| Eua Fo'ou | 377 | 102 | 23 | 123 | 1 | 0 | 106 | 11 | 10 | 1 |
| Angaha | 65 | 21 | 10 | 16 | 1 | 0 | 16 | 1 | 0 | 0 |
| Futu | 51 | 12 | 1 | 10 | 0 | 0 | 21 | 1 | 5 | 1 |
| Esia | 37 | 10 | 0 | 19 | 0 | 0 | 3 | 4 | 1 | 0 |
| Sapa'ata | 24 | 7 | 1 | 5 | 0 | 0 | 11 | 0 | 0 | 0 |
| Fata'ulua | 36 | 14 | 1 | 9 | 0 | 0 | 8 | 2 | 2 | 0 |
| Mu'a | 28 | 7 | 2 | 6 | 0 | 0 | 12 | 0 | 1 | 0 |
| Tongamama'o | 29 | 8 | 1 | 14 | 0 | 0 | 5 | 1 | 0 | 0 |
| Petani | 57 | 16 | 4 | 27 | 0 | 0 | 8 | 2 | 0 | 0 |
| Mata'aho | 50 | 7 | 3 | 17 | 0 | 0 | 22 | 0 | 1 | 0 |
| Ongo Niua | 273 | 104 | 7 | 111 | 0 | 0 | 43 | 7 | 1 | 0 |
| Niuatoputapu | 172 | 59 | 5 | 96 | 0 | 0 | 11 | 1 | 0 | 0 |
| Hihifo | 71 | 32 | 2 | 28 | 0 | 0 | 8 | 1 | 0 | 0 |
| Vaipoa | 37 | 5 | 1 | 29 | 0 | 0 | 2 | 0 | 0 | 0 |
| Falehau | 56 | 21 | 2 | 33 | 0 | 0 | 0 | 0 | 0 | 0 |
| Tafahi | 8 | 1 | 0 | 6 | 0 | 0 | 1 | 0 | 0 | 0 |
| Niuafu'ou | 101 | 45 | 2 | 15 | 0 | 0 | 32 | 6 | 1 | 0 |
| Esia | 26 | 10 | 0 | 0 | 0 | 0 | 13 | 3 | 0 | 0 |
| Kolofo'ou | 11 | 2 | 1 | 3 | 0 | 0 | 4 | 0 | 1 | 0 |
| Sapaata | 26 | 22 | 1 | 3 | 0 | 0 | 0 | 0 | 0 | 0 |
| Fata'ulua | 13 | 1 | 0 | 0 | 0 | 0 | 10 | 2 | 0 | 0 |
| Mata'aho | 3 | 2 | 0 | 1 | 0 | 0 | 0 | 0 | 0 | 0 |
| Mu'a | 6 | 2 | 0 | 0 | 0 | 0 | 4 | 0 | 0 | 0 |
| Tongamama'o | 2 | 1 | 0 | 1 | 0 | 0 | 0 | 0 | 0 | 0 |
| Petani | 14 | 5 | 0 | 7 | 0 | 0 | 1 | 1 | 0 | 0 |

Table H 18: Main source of income by sex and ethnic origin of head of household, by division and region

| Source of income by islands and division | Households | | | Tongan | | | Part - Tongan | | | Non - Tongan | | |
|---|---------------|---------------|--------------|---------------|---------------|--------------|---------------|-----------|-----------|--------------|------------|------------|
| | Total | Headed by | | Total | Headed by | | Total | Headed by | | Total | Headed by | |
| | | Male | Female | | Male | Female | | Male | Female | | Male | Female |
| TONGA | 18,005 | 13,911 | 4,094 | 17,250 | 13,315 | 3,935 | 87 | 68 | 19 | 668 | 528 | 140 |
| Regular salary and Wages | 8,312 | 6,676 | 1,636 | 7,952 | 6,406 | 1,546 | 37 | 31 | 6 | 323 | 239 | 84 |
| Income from own business | 1,468 | 1,221 | 247 | 1,205 | 1,001 | 204 | 16 | 12 | 4 | 247 | 208 | 39 |
| Sale of products (crops, fish, handicrafts) | 3,683 | 3,047 | 636 | 3,661 | 3,027 | 634 | 10 | 8 | 2 | 12 | 12 | 0 |
| Rental income from land lease | 42 | 29 | 13 | 41 | 28 | 13 | 0 | 0 | 0 | 1 | 1 | 0 |
| Rental income from house rented out | 82 | 58 | 24 | 81 | 57 | 24 | 1 | 1 | 0 | 0 | 0 | 0 |
| Remittances from anyone not on HH roster | 3,455 | 2,183 | 1,272 | 3,402 | 2,142 | 1,260 | 18 | 13 | 5 | 35 | 28 | 7 |
| Pension or retirement fund | 355 | 250 | 105 | 325 | 226 | 99 | 3 | 1 | 2 | 27 | 23 | 4 |
| None | 561 | 412 | 149 | 546 | 399 | 147 | 1 | 1 | 0 | 14 | 12 | 2 |
| Other | 47 | 35 | 12 | 37 | 29 | 8 | 1 | 1 | 0 | 9 | 5 | 4 |
| Tongatapu | 12,953 | 9,853 | 3,100 | 12,316 | 9,347 | 2,969 | 72 | 56 | 16 | 565 | 450 | 115 |
| Regular salary and Wages | 6,575 | 5,171 | 1,404 | 6,265 | 4,931 | 1,334 | 29 | 25 | 4 | 281 | 215 | 66 |
| Income from own business | 1,182 | 983 | 199 | 956 | 797 | 159 | 15 | 11 | 4 | 211 | 175 | 36 |
| Sale of products (crops, fish, handicrafts) | 2,050 | 1,693 | 357 | 2,031 | 1,676 | 355 | 8 | 6 | 2 | 11 | 11 | 0 |
| Rental income from land lease | 31 | 18 | 13 | 30 | 17 | 13 | 0 | 0 | 0 | 1 | 1 | 0 |
| Rental income from house rented out | 70 | 50 | 20 | 69 | 49 | 20 | 1 | 1 | 0 | 0 | 0 | 0 |
| Remittances from anyone not on HH roster | 2,382 | 1,461 | 921 | 2,338 | 1,428 | 910 | 14 | 10 | 4 | 30 | 23 | 7 |
| Pension or retirement fund | 247 | 174 | 73 | 227 | 160 | 67 | 3 | 1 | 2 | 17 | 13 | 4 |
| None | 386 | 282 | 104 | 377 | 273 | 104 | 1 | 1 | 0 | 8 | 8 | 0 |
| Other | 30 | 21 | 9 | 23 | 16 | 7 | 1 | 1 | 0 | 6 | 4 | 2 |
| Vava'u | 2,715 | 2,152 | 563 | 2,636 | 2,090 | 546 | 12 | 9 | 3 | 67 | 53 | 14 |
| Regular salary and Wages | 900 | 772 | 128 | 872 | 754 | 118 | 6 | 4 | 2 | 22 | 14 | 8 |
| Income from own business | 174 | 147 | 27 | 148 | 124 | 24 | 1 | 1 | 0 | 25 | 22 | 3 |
| Sale of products (crops, fish, handicrafts) | 823 | 681 | 142 | 821 | 679 | 142 | 1 | 1 | 0 | 1 | 1 | 0 |
| Rental income from land lease | 9 | 9 | 0 | 9 | 9 | 0 | 0 | 0 | 0 | 0 | 0 | 0 |
| Rental income from house rented out | 8 | 5 | 3 | 8 | 5 | 3 | 0 | 0 | 0 | 0 | 0 | 0 |
| Remittances from anyone not on HH roster | 599 | 393 | 206 | 591 | 386 | 205 | 4 | 3 | 1 | 4 | 4 | 0 |
| Pension or retirement fund | 67 | 45 | 22 | 59 | 37 | 22 | 0 | 0 | 0 | 8 | 8 | 0 |
| None | 128 | 94 | 34 | 123 | 91 | 32 | 0 | 0 | 0 | 5 | 3 | 2 |
| Other | 7 | 6 | 1 | 5 | 5 | 0 | 0 | 0 | 0 | 2 | 1 | 1 |
| Ha'apai | 1,179 | 968 | 211 | 1,157 | 951 | 206 | 3 | 3 | 0 | 19 | 14 | 5 |
| Regular salary and Wages | 431 | 385 | 46 | 420 | 378 | 42 | 2 | 2 | 0 | 9 | 5 | 4 |
| Income from own business | 49 | 40 | 9 | 43 | 34 | 9 | 0 | 0 | 0 | 6 | 6 | 0 |

| Source of Income by Islands and division | Households | | | Tongan | | | Part - Tongan | | | Non - Tongan | | |
|---|--------------|--------------|--------------|--------------|--------------|--------------|---------------|-----------|----------|--------------|------------|-----------|
| | Total | Headed by | | Total | Headed by | | Total | Headed by | | Total | Headed by | |
| | | Male | Female | | Male | Female | | Male | Female | | Male | Female |
| Sale of products (crops, fish, handicrafts) | 399 | 326 | 73 | 398 | 325 | 73 | 1 | 1 | 0 | 0 | 0 | 0 |
| Rental income from land lease | 1 | 1 | 0 | 1 | 1 | 0 | 0 | 0 | 0 | 0 | 0 | 0 |
| Rental income from house rented out | 4 | 3 | 1 | 4 | 3 | 1 | 0 | 0 | 0 | 0 | 0 | 0 |
| Remittances from anyone not on HH roster | 248 | 182 | 66 | 247 | 181 | 66 | 0 | 0 | 0 | 1 | 1 | 0 |
| Pension or retirement fund | 19 | 12 | 7 | 18 | 11 | 7 | 0 | 0 | 0 | 1 | 1 | 0 |
| None | 23 | 16 | 7 | 22 | 15 | 7 | 0 | 0 | 0 | 1 | 1 | 0 |
| Other | 5 | 3 | 2 | 4 | 3 | 1 | 0 | 0 | 0 | 1 | 0 | 1 |
| 'Eua | 885 | 708 | 177 | 869 | 698 | 171 | 0 | 0 | 0 | 16 | 10 | 6 |
| Regular salary and Wages | 302 | 254 | 48 | 291 | 249 | 42 | 0 | 0 | 0 | 11 | 5 | 6 |
| Income from own business | 56 | 47 | 9 | 52 | 43 | 9 | 0 | 0 | 0 | 4 | 4 | 0 |
| Sale of products (crops, fish, handicrafts) | 300 | 254 | 46 | 300 | 254 | 46 | 0 | 0 | 0 | 0 | 0 | 0 |
| Rental income from land lease | 1 | 1 | 0 | 1 | 1 | 0 | 0 | 0 | 0 | 0 | 0 | 0 |
| Rental income from house rented out | 0 | 0 | 0 | 0 | 0 | 0 | 0 | 0 | 0 | 0 | 0 | 0 |
| Remittances from anyone not on HH roster | 183 | 115 | 68 | 183 | 115 | 68 | 0 | 0 | 0 | 0 | 0 | 0 |
| Pension or retirement fund | 15 | 13 | 2 | 14 | 12 | 2 | 0 | 0 | 0 | 1 | 1 | 0 |
| None | 23 | 19 | 4 | 23 | 19 | 4 | 0 | 0 | 0 | 0 | 0 | 0 |
| Other | 5 | 5 | 0 | 5 | 5 | 0 | 0 | 0 | 0 | 0 | 0 | 0 |
| Ongo Niua | 273 | 230 | 43 | 272 | 229 | 43 | 0 | 0 | 0 | 1 | 1 | 0 |
| Regular salary and Wages | 104 | 94 | 10 | 104 | 94 | 10 | 0 | 0 | 0 | 0 | 0 | 0 |
| Income from own business | 7 | 4 | 3 | 6 | 3 | 3 | 0 | 0 | 0 | 1 | 1 | 0 |
| Sale of products (crops, fish, handicrafts) | 111 | 93 | 18 | 111 | 93 | 18 | 0 | 0 | 0 | 0 | 0 | 0 |
| Rental income from land lease | 0 | 0 | 0 | 0 | 0 | 0 | 0 | 0 | 0 | 0 | 0 | 0 |
| Rental income from house rented out | 0 | 0 | 0 | 0 | 0 | 0 | 0 | 0 | 0 | 0 | 0 | 0 |
| Remittances from anyone not on HH roster | 43 | 32 | 11 | 43 | 32 | 11 | 0 | 0 | 0 | 0 | 0 | 0 |
| Pension or retirement fund | 7 | 6 | 1 | 7 | 6 | 1 | 0 | 0 | 0 | 0 | 0 | 0 |
| None | 1 | 1 | 0 | 1 | 1 | 0 | 0 | 0 | 0 | 0 | 0 | 0 |
| Other | | | | | | | | | | | | |
| Urban | 4,089 | 2,998 | 1,091 | 3,775 | 2,752 | 1,023 | 21 | 16 | 5 | 293 | 230 | 63 |
| Regular salary | 2,595 | 1,961 | 634 | 2,419 | 1,827 | 592 | 8 | 6 | 2 | 168 | 128 | 40 |
| Income from own business | 443 | 357 | 86 | 340 | 273 | 67 | 5 | 4 | 1 | 98 | 80 | 18 |
| Sale of products (crops, fish, handicrafts) | 255 | 186 | 69 | 254 | 186 | 68 | 1 | 0 | 1 | 0 | 0 | 0 |
| Rental income from land lease | 19 | 9 | 10 | 18 | 8 | 10 | 0 | 0 | 0 | 1 | 1 | 0 |
| Rental income from house rented out | 37 | 27 | 10 | 36 | 26 | 10 | 1 | 1 | 0 | 0 | 0 | 0 |
| Remittances from anyone not on HH roster | 562 | 331 | 231 | 541 | 314 | 227 | 4 | 4 | 0 | 17 | 13 | 4 |

| Source of Income by Islands and division | Households | | | | Tongan | | | | Part - Tongan | | | | Non - Tongan | | | |
|---|---------------|---------------|--------------|---------------|---------------|--------------|-----------|-----------|---------------|------------|------------|-----------|--------------|-----------|--------|--|
| | Total | Headed by | | Total | Headed by | | Total | Headed by | | Total | Headed by | | Total | Headed by | | |
| | | Male | Female | | Male | Female | | Male | Female | | Male | Female | | Male | Female | |
| Pension or retirement fund | 103 | 72 | 31 | 96 | 67 | 29 | 1 | 0 | 1 | 6 | 5 | 1 | | | | |
| None | 69 | 51 | 18 | 67 | 49 | 18 | 1 | 1 | 0 | 1 | 1 | 0 | | | | |
| Other | 6 | 4 | 2 | 4 | 2 | 2 | 0 | 0 | 0 | 2 | 2 | 0 | | | | |
| Rural | 13,916 | 10,913 | 3,003 | 13,475 | 10,563 | 2,912 | 66 | 52 | 14 | 375 | 298 | 77 | | | | |
| Regular salary | 5,717 | 4,715 | 1,002 | 5,533 | 4,579 | 954 | 29 | 25 | 4 | 155 | 111 | 44 | | | | |
| Income from own business | 1,025 | 864 | 161 | 865 | 728 | 137 | 11 | 8 | 3 | 149 | 128 | 21 | | | | |
| Sale of products (crops, fish, handicrafts) | 3,428 | 2,861 | 567 | 3,407 | 2,841 | 566 | 9 | 8 | 1 | 12 | 12 | 0 | | | | |
| Rental income from land lease | 23 | 20 | 3 | 23 | 20 | 3 | 0 | 0 | 0 | 0 | 0 | 0 | | | | |
| Rental income from house rented out | 45 | 31 | 14 | 45 | 31 | 14 | 0 | 0 | 0 | 0 | 0 | 0 | | | | |
| Remittances from anyone not on HH roster | 2,893 | 1,852 | 1,041 | 2,861 | 1,828 | 1,033 | 14 | 9 | 5 | 18 | 15 | 3 | | | | |
| Pension or retirement fund | 252 | 178 | 74 | 229 | 159 | 70 | 2 | 1 | 1 | 21 | 18 | 3 | | | | |
| None | 492 | 361 | 131 | 479 | 350 | 129 | 0 | 0 | 0 | 13 | 11 | 2 | | | | |
| Other | 41 | 31 | 10 | 33 | 27 | 6 | 1 | 1 | 0 | 7 | 3 | 4 | | | | |
| Greater Nuku'alofa | 6,139 | 4,594 | 1,545 | 5,710 | 4,249 | 1,461 | 30 | 24 | 6 | 399 | 321 | 78 | | | | |
| Regular salary | 3,824 | 2,954 | 870 | 3,595 | 2,775 | 820 | 13 | 10 | 3 | 216 | 169 | 47 | | | | |
| Income from own business | 613 | 501 | 112 | 465 | 378 | 87 | 8 | 7 | 1 | 140 | 116 | 24 | | | | |
| Sale of products (crops, fish, handicrafts) | 508 | 397 | 111 | 502 | 392 | 110 | 2 | 1 | 1 | 4 | 4 | 0 | | | | |
| Rental income from land lease | 21 | 10 | 11 | 20 | 9 | 11 | 0 | 0 | 0 | 1 | 1 | 0 | | | | |
| Rental income from house rented out | 53 | 40 | 13 | 52 | 39 | 13 | 1 | 1 | 0 | 0 | 0 | 0 | | | | |
| Remittances from anyone not on HH roster | 847 | 499 | 348 | 822 | 478 | 344 | 4 | 4 | 0 | 21 | 17 | 4 | | | | |
| Pension or retirement fund | 137 | 98 | 39 | 125 | 90 | 35 | 1 | 0 | 1 | 11 | 8 | 3 | | | | |
| None | 123 | 87 | 36 | 119 | 83 | 36 | 1 | 1 | 0 | 3 | 3 | 0 | | | | |
| Other | 13 | 8 | 5 | 10 | 5 | 5 | 0 | 0 | 0 | 3 | 3 | 0 | | | | |

Table H 19: Households receiving remittances by Island, district and region.

| Island division/ District/Region | Remittances | | | | |
|-------------------------------------|---------------|--------------|---|--|---|
| | Total | No | Yes, from outside the country only | Yes, from within the country only | Yes, both within and outside the country |
| TONGA | 18,005 | 2,917 | 11,029 | 686 | 3,373 |
| Tongatapu | 12,953 | 2,068 | 8,650 | 355 | 1,880 |
| Kolofo'ou | 3,108 | 700 | 2,049 | 95 | 264 |
| Kolofo'ou | 1,475 | 311 | 965 | 48 | 151 |
| Ma'ufanga | 1,237 | 255 | 864 | 37 | 81 |
| Nukumotu | 8 | 1 | 6 | 1 | 0 |
| Popua | 312 | 90 | 195 | 7 | 20 |
| Tukutonga | 75 | 42 | 19 | 2 | 12 |
| Pangaimotu | 1 | 1 | 0 | 0 | 0 |
| Kolomotu'a | 3,031 | 615 | 1,994 | 91 | 331 |
| Kolomotu'a | 1,377 | 303 | 903 | 31 | 140 |
| Havelu | 617 | 124 | 403 | 13 | 77 |
| Tofoa | 590 | 122 | 380 | 19 | 69 |
| Hofoa | 193 | 30 | 126 | 11 | 26 |
| Puke | 156 | 22 | 119 | 6 | 9 |
| Sia'atoutai | 98 | 14 | 63 | 11 | 10 |
| Vaini | 2,201 | 324 | 1,504 | 60 | 313 |
| Vaini | 576 | 84 | 428 | 6 | 58 |
| Malapo | 106 | 6 | 90 | 1 | 9 |
| Longoteme | 101 | 4 | 46 | 1 | 50 |
| Folaha | 162 | 28 | 62 | 20 | 52 |
| Nukuhetulu | 63 | 6 | 54 | 3 | 0 |
| Veitongo | 179 | 31 | 126 | 5 | 17 |
| Ha'ateiho | 449 | 93 | 259 | 12 | 85 |
| Pea | 345 | 53 | 259 | 11 | 22 |
| Tokomololo | 220 | 19 | 180 | 1 | 20 |
| Tatakamotonga | 1,248 | 81 | 801 | 40 | 326 |
| Tatakamotonga | 324 | 19 | 189 | 12 | 104 |
| Holonga | 89 | 6 | 78 | 3 | 2 |
| Pelehake | 149 | 3 | 86 | 3 | 57 |
| Fua'amotu | 309 | 26 | 195 | 11 | 77 |
| Nakolo | 65 | 3 | 29 | 0 | 33 |
| Ha'asini | 158 | 14 | 96 | 8 | 40 |
| Lavengatonga | 65 | 7 | 51 | 3 | 4 |
| Haveluliku | 26 | 1 | 22 | 0 | 3 |
| Fatumu | 63 | 2 | 55 | 0 | 6 |
| Lapaha | 1,234 | 94 | 787 | 21 | 332 |
| Lapaha | 331 | 19 | 191 | 8 | 113 |
| Talasiu | 58 | 16 | 9 | 0 | 33 |
| Hoi | 75 | 3 | 15 | 3 | 54 |
| Nukuleka | 45 | 1 | 25 | 2 | 17 |
| Makaunga | 58 | 7 | 48 | 0 | 3 |
| Talafo'ou | 74 | 1 | 30 | 0 | 43 |
| Manuka | 46 | 1 | 17 | 0 | 28 |
| Navutoka | 117 | 5 | 96 | 0 | 16 |
| Kolonga | 216 | 19 | 176 | 2 | 19 |
| Afa | 71 | 8 | 60 | 3 | 0 |
| Niutoua | 130 | 13 | 108 | 3 | 6 |

| Island division/ District/Region | Remittances | | | | |
|-------------------------------------|--------------|------------|---|--|---|
| | Total | No | Yes, from outside the country only | Yes, from within the country only | Yes, both within and outside the country |
| Eueiki | 12 | 0 | 12 | 0 | 0 |
| Fukave | 1 | 1 | 0 | 0 | 0 |
| Nukunuku | 1,391 | 173 | 1,058 | 30 | 130 |
| NUkunuku | 370 | 38 | 246 | 13 | 73 |
| Matahau | 105 | 6 | 87 | 6 | 6 |
| Matafonua | 45 | 8 | 37 | 0 | 0 |
| Fatai | 59 | 8 | 50 | 0 | 1 |
| Lakepa | 54 | 3 | 36 | 1 | 14 |
| Vaotu'u | 81 | 7 | 64 | 0 | 10 |
| Utulau | 98 | 9 | 88 | 1 | 0 |
| Ha'alalo | 103 | 10 | 89 | 0 | 4 |
| Ha'akame | 116 | 12 | 91 | 3 | 10 |
| Houma | 360 | 72 | 270 | 6 | 12 |
| Kolovai | 740 | 81 | 457 | 18 | 184 |
| Kolovai | 118 | 13 | 68 | 6 | 31 |
| Te'ekiu | 104 | 21 | 75 | 1 | 7 |
| Masilamea | 34 | 2 | 24 | 1 | 7 |
| Fahefa | 71 | 1 | 53 | 0 | 17 |
| Ha'utu | 39 | 1 | 12 | 7 | 19 |
| Kala'au | 26 | 1 | 3 | 0 | 22 |
| Fo'ui | 104 | 8 | 51 | 3 | 42 |
| Ha'avakatolo | 40 | 0 | 20 | 0 | 20 |
| Ahau | 61 | 8 | 39 | 0 | 14 |
| Kanokupolu | 65 | 10 | 53 | 0 | 2 |
| Ha'atafu | 47 | 6 | 41 | 0 | 0 |
| Atata | 31 | 10 | 18 | 0 | 3 |
| Vava'u | 2,715 | 433 | 1,353 | 191 | 738 |
| Neiafu | 1,041 | 199 | 542 | 55 | 245 |
| Neiafu | 743 | 141 | 384 | 30 | 188 |
| Makave | 72 | 15 | 54 | 3 | 0 |
| Toula | 83 | 28 | 20 | 7 | 28 |
| Utui | 55 | 5 | 30 | 8 | 12 |
| Ofu | 26 | 2 | 7 | 2 | 15 |
| Okoa | 48 | 6 | 36 | 4 | 2 |
| Olo'ua | 14 | 2 | 11 | 1 | 0 |
| Pangaimotu | 232 | 40 | 133 | 11 | 48 |
| Pangaimotu | 125 | 31 | 74 | 7 | 13 |
| Utulei | 24 | 0 | 3 | 0 | 21 |
| Nga'unoho | 27 | 3 | 24 | 0 | 0 |
| Utungake | 56 | 6 | 32 | 4 | 14 |
| Hahake | 403 | 51 | 207 | 44 | 101 |
| Ha'alaufuli | 84 | 3 | 74 | 4 | 3 |
| Ha'akio | 23 | 2 | 18 | 3 | 0 |
| Houma | 17 | 1 | 3 | 0 | 13 |
| Mangia | 17 | 8 | 7 | 0 | 2 |
| Ta'anea | 128 | 17 | 53 | 30 | 28 |
| Tu'anequivale | 82 | 13 | 27 | 2 | 40 |
| Koloa | 31 | 2 | 14 | 4 | 11 |
| Holeva | 21 | 5 | 11 | 1 | 4 |
| Leimatu'a | 482 | 52 | 266 | 26 | 138 |

| Island division/ District/Region | Remittances | | | | |
|-------------------------------------|--------------|------------|---|--|---|
| | Total | No | Yes, from outside the country only | Yes, from within the country only | Yes, both within and outside the country |
| Leimatu'a | 235 | 30 | 106 | 10 | 89 |
| Holonga | 83 | 4 | 50 | 4 | 25 |
| Feletoa | 58 | 4 | 45 | 4 | 5 |
| Mataika | 106 | 14 | 65 | 8 | 19 |
| Hihifo | 385 | 65 | 143 | 46 | 131 |
| Longomapu | 109 | 14 | 60 | 7 | 28 |
| Taoa | 98 | 18 | 13 | 9 | 58 |
| Tefisi | 102 | 27 | 25 | 23 | 27 |
| Vaimalo | 23 | 2 | 17 | 0 | 4 |
| Tu'anuku | 53 | 4 | 28 | 7 | 14 |
| Motu | 172 | 26 | 62 | 9 | 75 |
| Kapa | 10 | 3 | 5 | 1 | 1 |
| Falevai | 20 | 1 | 5 | 1 | 13 |
| Otea | 23 | 2 | 1 | 1 | 19 |
| Lape | 5 | 0 | 4 | 0 | 1 |
| Matamaka | 23 | 3 | 20 | 0 | 0 |
| Nuapapu | 23 | 2 | 1 | 1 | 19 |
| Ovaka | 20 | 2 | 9 | 1 | 8 |
| Taunga | 9 | 5 | 4 | 0 | 0 |
| Hunga | 39 | 8 | 13 | 4 | 14 |
| Foeata Island | 0 | 0 | 0 | 0 | 0 |
| Ha'apai | 1,179 | 198 | 456 | 65 | 460 |
| Pangai | 433 | 69 | 168 | 18 | 178 |
| Pangai | 214 | 34 | 90 | 4 | 86 |
| Hihifo | 159 | 34 | 74 | 13 | 38 |
| Holopeka | 22 | 0 | 3 | 1 | 18 |
| Koulo | 38 | 1 | 1 | 0 | 36 |
| Foa | 236 | 38 | 80 | 14 | 104 |
| Fangale'ounga | 24 | 1 | 5 | 2 | 16 |
| Fotua | 42 | 7 | 29 | 4 | 2 |
| Lotofoa | 70 | 16 | 29 | 2 | 23 |
| faleloa | 64 | 9 | 17 | 5 | 33 |
| Ha'afakahenga | 17 | 0 | 0 | 0 | 17 |
| Ha'ateiho Si'i | 19 | 5 | 0 | 1 | 13 |
| Lulunga | 184 | 49 | 71 | 14 | 50 |
| Ha'afeva island | 57 | 12 | 12 | 2 | 31 |
| Tungua | 37 | 14 | 9 | 6 | 8 |
| Fotuha'a | 19 | 2 | 3 | 3 | 11 |
| 'O'ua | 25 | 4 | 20 | 1 | 0 |
| Matuku | 16 | 3 | 13 | 0 | 0 |
| Kotu | 30 | 14 | 14 | 2 | 0 |
| Mu'omu'a | 99 | 5 | 47 | 5 | 42 |
| Nomuka | 81 | 4 | 30 | 5 | 42 |
| Mango | 8 | 1 | 7 | 0 | 0 |
| Fonoifua | 10 | 0 | 10 | 0 | 0 |
| Ha`ano | 89 | 9 | 61 | 1 | 18 |
| Fakakai | 25 | 1 | 20 | 0 | 4 |
| Pukotala | 18 | 1 | 15 | 0 | 2 |
| Ha'ano | 24 | 1 | 22 | 0 | 1 |
| Muitoa | 7 | 2 | 2 | 0 | 3 |

| Island division/ District/Region | Remittances | | | | |
|-------------------------------------|-------------|------------|---|--|---|
| | Total | No | Yes, from outside the country only | Yes, from within the country only | Yes, both within and outside the country |
| Mo'unga'one | 15 | 4 | 2 | 1 | 8 |
| 'Uiha | 138 | 28 | 29 | 13 | 68 |
| Uiha | 76 | 12 | 11 | 8 | 45 |
| Felemea | 31 | 10 | 15 | 1 | 5 |
| Lofanga | 31 | 6 | 3 | 4 | 18 |
| Eua | 885 | 161 | 463 | 45 | 216 |
| Eua Motu'a | 508 | 117 | 287 | 16 | 88 |
| Ohonua | 221 | 61 | 133 | 9 | 18 |
| Tufuvai | 41 | 11 | 24 | 3 | 3 |
| Pangai | 59 | 1 | 29 | 1 | 28 |
| Houma | 55 | 2 | 43 | 1 | 9 |
| Ha'atu'a | 96 | 22 | 44 | 2 | 28 |
| Ta'anga | 36 | 20 | 14 | 0 | 2 |
| 'Eua fo'ou | 377 | 44 | 176 | 29 | 128 |
| Angaha | 65 | 5 | 35 | 7 | 18 |
| Futu | 51 | 9 | 23 | 8 | 11 |
| Esia | 37 | 8 | 25 | 0 | 4 |
| Sapa'ata | 24 | 2 | 9 | 4 | 9 |
| Fata'ulua | 36 | 2 | 18 | 2 | 14 |
| Mu'a | 28 | 2 | 13 | 1 | 12 |
| Tongamama'o | 29 | 4 | 18 | 1 | 6 |
| Petani | 57 | 9 | 30 | 2 | 16 |
| Mata'aho | 50 | 3 | 5 | 4 | 38 |
| Ongo Niua | 273 | 57 | 107 | 30 | 79 |
| Niuatoputapu | 172 | 44 | 64 | 13 | 51 |
| Hihifo | 71 | 11 | 32 | 7 | 21 |
| Vaipoa | 37 | 13 | 24 | 0 | 0 |
| Falehau | 56 | 19 | 7 | 5 | 25 |
| Tafahi | 8 | 1 | 1 | 1 | 5 |
| Niuafu'ou | 101 | 13 | 43 | 17 | 28 |
| Esia | 26 | 1 | 24 | 1 | 0 |
| Kolofo'ou | 11 | 0 | 2 | 6 | 3 |
| Sapaata | 26 | 11 | 2 | 5 | 8 |
| Fata'ulua | 13 | 0 | 13 | 0 | 0 |
| Mata'aho | 3 | 0 | 0 | 1 | 2 |
| Mu'a | 6 | 1 | 1 | 0 | 4 |
| Tongamama'o | 2 | 0 | 0 | 0 | 2 |
| Petani | 14 | 0 | 1 | 4 | 9 |

Table H 20: Frequency of remittances received by sex and ethnic origin of head of household by division and region

| Island division / Frequency Received | TOTAL | | | | | | Male | | | Female | | |
|---|---------------|----------------|----------------|---------------|---------------|----------------|----------------|--------------|--------------|----------------|----------------|--------------|
| | Tongan | Part Tongan | Non- Tongan | Total | Tongan | Part Tongan | Non- Tongan | Total | Tongan | Part Tongan | Non- Tongan | Total |
| | TONGA | 14,758 | 111 | 219 | 15,088 | 7,400 | 63 | 115 | 7,578 | 7,358 | 48 | 104 |
| Every 2 weeks | 2,925 | 23 | 49 | 2,997 | 1,383 | 13 | 25 | 1,421 | 1,542 | 10 | 24 | 1,576 |
| Every month | 4,567 | 44 | 75 | 4,686 | 2,281 | 29 | 45 | 2,355 | 2,286 | 15 | 30 | 2,331 |
| Every 2 - 3 months | 3,474 | 19 | 40 | 3,533 | 1,775 | 10 | 15 | 1,800 | 1,699 | 9 | 25 | 1,733 |
| Twice a Year | 915 | 7 | 11 | 933 | 480 | 2 | 5 | 487 | 435 | 5 | 6 | 446 |
| Once a year | 245 | 0 | 6 | 251 | 129 | 0 | 4 | 133 | 116 | 0 | 2 | 118 |
| Occasionally | 2,632 | 18 | 38 | 2,688 | 1,352 | 9 | 21 | 1,382 | 1,280 | 9 | 17 | 1,306 |
| Tongatapu | 10,622 | 90 | 173 | 10,885 | 5,333 | 54 | 86 | 5,473 | 5,289 | 36 | 87 | 5,412 |
| Every 2 weeks | 2,372 | 20 | 42 | 2,434 | 1,133 | 12 | 20 | 1,165 | 1,239 | 8 | 22 | 1,269 |
| Every month | 3,280 | 33 | 54 | 3,367 | 1,631 | 22 | 32 | 1,685 | 1,649 | 11 | 22 | 1,682 |
| Every 2 - 3 months | 2,241 | 15 | 31 | 2,287 | 1,162 | 9 | 11 | 1,182 | 1,079 | 6 | 20 | 1,105 |
| Twice a Year | 545 | 6 | 6 | 557 | 284 | 2 | 2 | 288 | 261 | 4 | 4 | 269 |
| Once a year | 148 | 0 | 6 | 154 | 76 | 0 | 4 | 80 | 72 | 0 | 2 | 74 |
| Occasionally | 2,036 | 16 | 34 | 2,086 | 1,047 | 9 | 17 | 1,073 | 989 | 7 | 17 | 1,013 |
| Vava'u | 2,238 | 14 | 30 | 2,282 | 1,084 | 7 | 20 | 1,111 | 1,154 | 7 | 10 | 1,171 |
| Every 2 weeks | 332 | 2 | 4 | 338 | 151 | 1 | 4 | 156 | 181 | 1 | 0 | 182 |
| Every month | 686 | 8 | 13 | 707 | 338 | 5 | 9 | 352 | 348 | 3 | 4 | 355 |
| Every 2 - 3 months | 659 | 3 | 7 | 669 | 316 | 1 | 3 | 320 | 343 | 2 | 4 | 349 |
| Twice a Year | 224 | 0 | 4 | 228 | 114 | 0 | 2 | 116 | 110 | 0 | 2 | 112 |
| Once a year | 59 | 0 | 0 | 59 | 35 | 0 | 0 | 35 | 24 | 0 | 0 | 24 |
| Occasionally | 278 | 1 | 2 | 281 | 130 | 0 | 2 | 132 | 148 | 1 | 0 | 149 |
| Ha'apai | 969 | 4 | 8 | 981 | 499 | 1 | 5 | 505 | 470 | 3 | 3 | 476 |
| Every 2 weeks | 79 | 0 | 1 | 80 | 31 | 0 | 0 | 31 | 48 | 0 | 1 | 49 |
| Every month | 258 | 1 | 5 | 264 | 141 | 1 | 4 | 146 | 117 | 0 | 1 | 118 |
| Every 2 - 3 months | 314 | 1 | 1 | 316 | 153 | 0 | 0 | 153 | 161 | 1 | 1 | 163 |
| Twice a Year | 111 | 1 | 0 | 112 | 61 | 0 | 0 | 61 | 50 | 1 | 0 | 51 |
| Once a year | 35 | 0 | 0 | 35 | 16 | 0 | 0 | 16 | 19 | 0 | 0 | 19 |
| Occasionally | 172 | 1 | 1 | 174 | 97 | 0 | 1 | 98 | 75 | 1 | 0 | 76 |
| 'Eua | 714 | 3 | 7 | 724 | 374 | 1 | 3 | 378 | 340 | 2 | 4 | 346 |
| Every 2 weeks | 135 | 1 | 2 | 138 | 66 | 0 | 1 | 67 | 69 | 1 | 1 | 71 |
| Every month | 278 | 2 | 3 | 283 | 145 | 1 | 0 | 146 | 133 | 1 | 3 | 137 |
| Every 2 - 3 months | 161 | 0 | 0 | 161 | 83 | 0 | 0 | 83 | 78 | 0 | 0 | 78 |
| Twice a Year | 19 | 0 | 1 | 20 | 14 | 0 | 1 | 15 | 5 | 0 | 0 | 5 |
| Once a year | 2 | 0 | 0 | 2 | 1 | 0 | 0 | 1 | 1 | 0 | 0 | 1 |
| Occasionally | 119 | 0 | 1 | 120 | 65 | 0 | 1 | 66 | 54 | 0 | 0 | 54 |
| Ongo Niua | 215 | 0 | 1 | 216 | 110 | 0 | 1 | 111 | 105 | 0 | 0 | 105 |

| Island division / Frequency Received | TOTAL | | | | | | Male | | | Female | | |
|---|---------------|----------------|----------------|-------|--------|----------------|----------------|-------|--------|----------------|----------------|-------|
| | Tongan | Part Tongan | Non- Tongan | Total | Tongan | Part Tongan | Non- Tongan | Total | Tongan | Part Tongan | Non- Tongan | Total |
| | Every 2 weeks | 7 | 0 | 0 | 7 | 2 | 0 | 0 | 2 | 5 | 0 | 0 |
| Every month | 65 | 0 | 0 | 65 | 26 | 0 | 0 | 26 | 39 | 0 | 0 | 39 |
| Every 2 - 3 months | 99 | 0 | 1 | 100 | 61 | 0 | 1 | 62 | 38 | 0 | 0 | 38 |
| Twice a Year | 16 | 0 | 0 | 16 | 7 | 0 | 0 | 7 | 9 | 0 | 0 | 9 |
| Once a year | 1 | 0 | 0 | 1 | 1 | 0 | 0 | 1 | 0 | 0 | 0 | 0 |
| Occasionally | 27 | 0 | 0 | 27 | 13 | 0 | 0 | 13 | 14 | 0 | 0 | 14 |

Table H 21: Purpose of growing crops by division, district, village and region

| Division/ District/ Region | Purpose of Growing Crops | | | | | |
|-------------------------------|--------------------------|--------------|--|---------------|--|--|
| | Total | No | Yes, for home consumption and social obligation | Yes, for sale | Yes, mainly for home consumption, but some sale | Yes, mainly for sale, but some home consumption |
| TONGA | 18,005 | 9,392 | 6,045 | 129 | 1,774 | 665 |
| Tongatapu | 12,953 | 7,680 | 3,599 | 97 | 1,059 | 518 |
| Kolofo'ou | 3,108 | 2,597 | 382 | 14 | 84 | 31 |
| Kolofo'ou | 1,475 | 1,217 | 211 | 5 | 30 | 12 |
| Ma'ufanga | 1,237 | 1,037 | 133 | 9 | 43 | 15 |
| Nukumotu | 8 | 5 | 3 | 0 | 0 | 0 |
| Popua | 312 | 272 | 30 | 0 | 7 | 3 |
| Tukutonga | 75 | 65 | 5 | 0 | 4 | 1 |
| Pangaimotu | 1 | 1 | 0 | 0 | 0 | 0 |
| Kolomotu'a | 3,031 | 2,082 | 800 | 13 | 97 | 39 |
| Kolomotu'a | 1,377 | 1,026 | 300 | 6 | 36 | 9 |
| Havelu | 617 | 430 | 165 | 2 | 15 | 5 |
| Tofoa | 590 | 413 | 137 | 2 | 25 | 13 |
| Hofoa | 193 | 99 | 81 | 1 | 6 | 6 |
| Puke | 156 | 66 | 68 | 2 | 14 | 6 |
| Sia'atoutai | 98 | 48 | 49 | 0 | 1 | 0 |
| Vaini | 2,201 | 1,104 | 746 | 18 | 234 | 99 |
| Vaini | 576 | 310 | 187 | 4 | 51 | 24 |
| Malapo | 106 | 50 | 38 | 2 | 6 | 10 |
| Longoteme | 101 | 45 | 37 | 1 | 12 | 6 |
| Folaha | 162 | 72 | 50 | 1 | 27 | 12 |
| Nukuhetulu | 63 | 23 | 31 | 2 | 7 | 0 |
| Veitongo | 179 | 82 | 79 | 2 | 14 | 2 |
| Ha'ateiho | 449 | 250 | 137 | 1 | 40 | 21 |
| Pea | 345 | 189 | 95 | 2 | 50 | 9 |
| Tokomololo | 220 | 83 | 92 | 3 | 27 | 15 |
| Tatakamotonga | 1,248 | 483 | 489 | 19 | 161 | 96 |
| Tatakamotonga | 324 | 151 | 94 | 5 | 50 | 24 |
| Holonga | 89 | 25 | 41 | 1 | 17 | 5 |
| Pelehake | 149 | 68 | 32 | 2 | 32 | 15 |
| Fua'amotu | 309 | 102 | 164 | 8 | 21 | 14 |
| Nakolo | 65 | 20 | 22 | 1 | 10 | 12 |
| Ha'asini | 158 | 56 | 70 | 0 | 15 | 17 |
| Lavengatonga | 65 | 27 | 20 | 2 | 6 | 10 |
| Haveluliku | 26 | 8 | 9 | 0 | 9 | 0 |
| Fatumu | 63 | 20 | 38 | 0 | 3 | 2 |
| Lapaha | 1,234 | 552 | 456 | 18 | 125 | 83 |
| Lapaha | 331 | 151 | 100 | 4 | 55 | 21 |
| Talasiu | 58 | 25 | 26 | 2 | 4 | 1 |
| Hoi | 75 | 36 | 23 | 0 | 16 | 0 |
| Nukuleka | 45 | 19 | 10 | 0 | 9 | 7 |
| Makaunga | 58 | 21 | 26 | 7 | 4 | 0 |
| Talafo'ou | 74 | 32 | 38 | 0 | 2 | 2 |
| Manuka | 46 | 27 | 19 | 0 | 0 | 0 |
| Navutoka | 117 | 64 | 46 | 0 | 4 | 3 |
| Kolonga | 216 | 62 | 82 | 5 | 19 | 48 |
| Afa | 71 | 35 | 29 | 0 | 6 | 1 |

| Division/ District/ Region | Purpose of Growing Crops | | | | | |
|-------------------------------|--------------------------|--------------|--|---------------|--|--|
| | Total | No | Yes, for home consumption and social obligation | Yes, for sale | Yes, mainly for home consumption, but some sale | Yes, mainly for sale, but some home consumption |
| Niutoua | 130 | 72 | 52 | 0 | 6 | 0 |
| Eueiki | 12 | 7 | 5 | 0 | 0 | 0 |
| Fukave | 1 | 1 | 0 | 0 | 0 | 0 |
| Nukunuku | 1,391 | 625 | 391 | 10 | 230 | 135 |
| NUkunuku | 370 | 197 | 110 | 7 | 36 | 20 |
| Matahau | 105 | 60 | 19 | 0 | 15 | 11 |
| Matafonua | 45 | 18 | 22 | 0 | 4 | 1 |
| Fatai | 59 | 31 | 19 | 0 | 8 | 1 |
| Lakepa | 54 | 30 | 13 | 0 | 6 | 5 |
| Vaotu'u | 81 | 21 | 28 | 0 | 17 | 15 |
| Utulau | 98 | 40 | 40 | 1 | 10 | 7 |
| Ha'alalo | 103 | 45 | 25 | 1 | 17 | 15 |
| Ha'akame | 116 | 58 | 19 | 1 | 29 | 9 |
| Houma | 360 | 125 | 96 | 0 | 88 | 51 |
| Kolovai | 740 | 237 | 335 | 5 | 128 | 35 |
| Kolovai | 118 | 64 | 47 | 1 | 4 | 2 |
| Te'ekiu | 104 | 33 | 57 | 1 | 11 | 2 |
| Masilamea | 34 | 10 | 15 | 2 | 4 | 3 |
| Fahefa | 71 | 27 | 19 | 0 | 19 | 6 |
| Ha'utu | 39 | 10 | 15 | 0 | 14 | 0 |
| Kala'au | 26 | 10 | 16 | 0 | 0 | 0 |
| Fo'ui | 104 | 19 | 35 | 0 | 49 | 1 |
| Ha'avakatolo | 40 | 12 | 17 | 0 | 4 | 7 |
| Ahau | 61 | 7 | 35 | 1 | 11 | 7 |
| Kanokupolu | 65 | 31 | 30 | 0 | 4 | 0 |
| Ha'atafu | 47 | 7 | 25 | 0 | 8 | 7 |
| Atata | 31 | 7 | 24 | 0 | 0 | 0 |
| Vava'u | 2,715 | 1,044 | 1,191 | 21 | 406 | 53 |
| Neiafu | 1,041 | 588 | 410 | 6 | 28 | 9 |
| Neiafu | 743 | 433 | 272 | 6 | 24 | 8 |
| Makave | 72 | 39 | 33 | 0 | 0 | 0 |
| Toula | 83 | 53 | 28 | 0 | 2 | 0 |
| Utui | 55 | 46 | 9 | 0 | 0 | 0 |
| Ofu | 26 | 7 | 19 | 0 | 0 | 0 |
| Okoa | 48 | 8 | 38 | 0 | 1 | 1 |
| Olo'ua | 14 | 2 | 11 | 0 | 1 | 0 |
| Pangaimotu | 232 | 80 | 119 | 3 | 27 | 3 |
| Pangaimotu | 125 | 39 | 62 | 0 | 22 | 2 |
| Utulei | 24 | 11 | 13 | 0 | 0 | 0 |
| Nga'unoho | 27 | 5 | 21 | 0 | 1 | 0 |
| Utungake | 56 | 25 | 23 | 3 | 4 | 1 |
| Hahake | 403 | 179 | 181 | 1 | 40 | 2 |
| Ha'alaufuli | 84 | 47 | 22 | 1 | 14 | 0 |
| Ha'akio | 23 | 21 | 2 | 0 | 0 | 0 |
| Houma | 17 | 8 | 7 | 0 | 2 | 0 |
| Mangia | 17 | 5 | 12 | 0 | 0 | 0 |
| Ta'anea | 128 | 63 | 55 | 0 | 10 | 0 |
| Tu'anequivale | 82 | 25 | 54 | 0 | 2 | 1 |
| Koloa | 31 | 4 | 20 | 0 | 7 | 0 |

| Division/ District/ Region | Purpose of Growing Crops | | | | | |
|-------------------------------|--------------------------|------------|--|---------------|--|--|
| | Total | No | Yes, for home consumption and social obligation | Yes, for sale | Yes, mainly for home consumption, but some sale | Yes, mainly for sale, but some home consumption |
| Holeva | 21 | 6 | 9 | 0 | 5 | 1 |
| Leimatu'a | 482 | 96 | 230 | 4 | 127 | 25 |
| Leimatu'a | 235 | 57 | 95 | 3 | 65 | 15 |
| Holonga | 83 | 15 | 56 | 0 | 8 | 4 |
| Feletoa | 58 | 8 | 12 | 0 | 36 | 2 |
| Mataika | 106 | 16 | 67 | 1 | 18 | 4 |
| Hihifo | 385 | 63 | 131 | 7 | 171 | 13 |
| Longomapu | 109 | 14 | 24 | 4 | 59 | 8 |
| Taoa | 98 | 26 | 56 | 2 | 12 | 2 |
| Tefisi | 102 | 12 | 16 | 0 | 73 | 1 |
| Vaimalo | 23 | 0 | 13 | 1 | 8 | 1 |
| Tu'anuku | 53 | 11 | 22 | 0 | 19 | 1 |
| Motu | 172 | 38 | 120 | 0 | 13 | 1 |
| Kapa | 10 | 3 | 5 | 0 | 2 | 0 |
| Falevai | 20 | 3 | 17 | 0 | 0 | 0 |
| Otea | 23 | 3 | 17 | 0 | 3 | 0 |
| Lape | 5 | 1 | 4 | 0 | 0 | 0 |
| Matamaka | 23 | 7 | 16 | 0 | 0 | 0 |
| Nuapapu | 23 | 3 | 15 | 0 | 5 | 0 |
| Ovaka | 20 | 7 | 11 | 0 | 1 | 1 |
| Taunga | 9 | 2 | 6 | 0 | 1 | 0 |
| Hunga | 39 | 9 | 29 | 0 | 1 | 0 |
| Foeata Island | 0 | 0 | 0 | 0 | 0 | 0 |
| Ha'apai | 1,179 | 383 | 676 | 4 | 83 | 33 |
| Pangai | 433 | 204 | 192 | 1 | 25 | 11 |
| Pangai | 214 | 133 | 75 | 1 | 5 | 0 |
| Hihifo | 159 | 51 | 83 | 0 | 15 | 10 |
| Holopeka | 22 | 4 | 16 | 0 | 2 | 0 |
| Koulo | 38 | 16 | 18 | 0 | 3 | 1 |
| Foa | 236 | 56 | 143 | 1 | 20 | 16 |
| Fangale'ounga | 24 | 4 | 20 | 0 | 0 | 0 |
| Fotua | 42 | 6 | 27 | 1 | 2 | 6 |
| Lotofoa | 70 | 7 | 41 | 0 | 13 | 9 |
| faleloa | 64 | 23 | 37 | 0 | 3 | 1 |
| Ha'afakahenga | 17 | 12 | 5 | 0 | 0 | 0 |
| Ha'ateiho Si'i | 19 | 4 | 13 | 0 | 2 | 0 |
| Lulunga | 184 | 50 | 125 | 2 | 6 | 1 |
| Ha'afeva island | 57 | 12 | 43 | 0 | 1 | 1 |
| Tungua | 37 | 22 | 12 | 0 | 3 | 0 |
| Fotuha'a | 19 | 6 | 11 | 0 | 2 | 0 |
| 'O'ua | 25 | 5 | 20 | 0 | 0 | 0 |
| Matuku | 16 | 1 | 15 | 0 | 0 | 0 |
| Kotu | 30 | 4 | 24 | 2 | 0 | 0 |
| Mu'omu'a | 99 | 35 | 59 | 0 | 5 | 0 |
| Nomuka | 81 | 24 | 52 | 0 | 5 | 0 |
| Mango | 8 | 4 | 4 | 0 | 0 | 0 |
| Fonoifua | 10 | 7 | 3 | 0 | 0 | 0 |
| Ha`ano | 89 | 9 | 79 | 0 | 1 | 0 |
| Fakakai | 25 | 1 | 24 | 0 | 0 | 0 |

| Division/ District/ Region | Purpose of Growing Crops | | | | | |
|-------------------------------|--------------------------|--------------|--|---------------|--|--|
| | Total | No | Yes, for home consumption and social obligation | Yes, for sale | Yes, mainly for home consumption, but some sale | Yes, mainly for sale, but some home consumption |
| Pukotala | 18 | 3 | 15 | 0 | 0 | 0 |
| Ha'ano | 24 | 1 | 23 | 0 | 0 | 0 |
| Muitoa | 7 | 2 | 5 | 0 | 0 | 0 |
| Mo'unga'one | 15 | 2 | 12 | 0 | 1 | 0 |
| 'Uiha | 138 | 29 | 78 | 0 | 26 | 5 |
| Uiha | 76 | 22 | 46 | 0 | 5 | 3 |
| Felemea | 31 | 4 | 25 | 0 | 2 | 0 |
| Lofanga | 31 | 3 | 7 | 0 | 19 | 2 |
| Eua | 885 | 227 | 410 | 7 | 184 | 57 |
| Eua Motu'a | 508 | 132 | 233 | 6 | 104 | 33 |
| Ohonua | 221 | 66 | 84 | 3 | 62 | 6 |
| Tufuvai | 41 | 22 | 11 | 1 | 4 | 3 |
| Pangai | 59 | 14 | 32 | 0 | 10 | 3 |
| Houma | 55 | 3 | 45 | 0 | 4 | 3 |
| Ha'atu'a | 96 | 16 | 40 | 2 | 24 | 14 |
| Ta'anga | 36 | 11 | 21 | 0 | 0 | 4 |
| 'Eua fo'ou | 377 | 95 | 177 | 1 | 80 | 24 |
| Angaha | 65 | 17 | 32 | 0 | 12 | 4 |
| Futu | 51 | 18 | 27 | 0 | 3 | 3 |
| Esia | 37 | 11 | 16 | 0 | 10 | 0 |
| Sapa'ata | 24 | 15 | 8 | 0 | 1 | 0 |
| Fata'ulua | 36 | 5 | 16 | 0 | 10 | 5 |
| Mu'a | 28 | 6 | 15 | 0 | 4 | 3 |
| Tongamama'o | 29 | 3 | 17 | 1 | 5 | 3 |
| Petani | 57 | 14 | 15 | 0 | 25 | 3 |
| Mata'aho | 50 | 6 | 31 | 0 | 10 | 3 |
| Ongo Niua | 273 | 58 | 169 | 0 | 42 | 4 |
| Niuatoputapu | 172 | 38 | 117 | 0 | 16 | 1 |
| Hihifo | 71 | 15 | 49 | 0 | 6 | 1 |
| Vaipoa | 37 | 12 | 24 | 0 | 1 | 0 |
| Falehau | 56 | 11 | 44 | 0 | 1 | 0 |
| Tafahi | 8 | 0 | 0 | 0 | 8 | 0 |
| Niuafu'ou | 101 | 20 | 52 | 0 | 26 | 3 |
| Esia | 26 | 9 | 14 | 0 | 2 | 1 |
| Kolofo'ou | 11 | 4 | 7 | 0 | 0 | 0 |
| Sapaata | 26 | 5 | 10 | 0 | 11 | 0 |
| Fata'ulua | 13 | 0 | 13 | 0 | 0 | 0 |
| Mata'aho | 3 | 0 | 3 | 0 | 0 | 0 |
| Mu'a | 6 | 2 | 4 | 0 | 0 | 0 |
| Tongamama'o | 2 | 0 | 0 | 0 | 1 | 1 |
| Petani | 14 | 0 | 1 | 0 | 12 | 1 |
| Urban | 4,089 | 3,280 | 644 | 20 | 109 | 36 |
| Rural | 13,916 | 6,112 | 5,401 | 109 | 1,665 | 629 |
| Greater Nuku'alofa | 6,139 | 4,679 | 1,182 | 27 | 181 | 70 |

Table H 22: Type of crops grown by division, district, village and region

| Island, District and Village | CROPS | | | | | | | | | | | | | | Other Crops | | | | |
|------------------------------|--------------|--------------|--------------|--------------|--------------|--------------|--------------|--------------|--------------|--------------|-------------|--------------|------------|------------|-------------|------------|-----------|------------|------------|
| | Total | Cassava | Early Yam | Yam | Yautia | Swamp taro | Giant taro | Sweet potato | Banana | Plantain | Water-melon | Kava | Vanilla | Mullberry | | Peanuts | Pineapple | Squash | Vegetables |
| TONGA | 8,593 | 7,197 | 2,157 | 4,669 | 3,046 | 2,331 | 1,840 | 2,578 | 2,510 | 1,683 | 392 | 1,004 | 342 | 395 | 246 | 478 | 22 | 408 | 339 |
| Tongatapu | 5,254 | 4,416 | 1,225 | 2,864 | 1,626 | 1,211 | 539 | 1,463 | 1,284 | 722 | 240 | 72 | 29 | 256 | 203 | 143 | 18 | 276 | 161 |
| Kolofo'ou | 510 | 396 | 112 | 254 | 163 | 164 | 52 | 139 | 151 | 59 | 20 | 9 | 3 | 7 | 7 | 8 | 2 | 42 | 19 |
| Kolofo'ou | 257 | 206 | 69 | 143 | 88 | 82 | 32 | 74 | 72 | 34 | 3 | 2 | 2 | 6 | 0 | 7 | 0 | 22 | 12 |
| Ma'ufanga | 200 | 153 | 38 | 84 | 63 | 60 | 20 | 55 | 63 | 24 | 17 | 6 | 1 | 1 | 5 | 0 | 2 | 16 | 5 |
| Nukumotu | 3 | 2 | 0 | 3 | 1 | 1 | 0 | 1 | 0 | 0 | 0 | 0 | 0 | 0 | 0 | 0 | 0 | 0 | 0 |
| Popua | 40 | 27 | 5 | 20 | 10 | 18 | 0 | 7 | 14 | 1 | 0 | 1 | 0 | 0 | 1 | 1 | 0 | 3 | 2 |
| Tukutonga | 10 | 8 | 0 | 4 | 1 | 3 | 0 | 2 | 2 | 0 | 0 | 0 | 0 | 0 | 1 | 0 | 0 | 1 | 0 |
| Kolomotu'a | 945 | 736 | 222 | 528 | 276 | 262 | 121 | 219 | 243 | 118 | 21 | 13 | 5 | 6 | 9 | 22 | 1 | 68 | 41 |
| Kolomotu'a | 349 | 274 | 63 | 192 | 93 | 106 | 21 | 80 | 96 | 37 | 8 | 4 | 3 | 2 | 4 | 9 | 1 | 30 | 20 |
| Havelu | 187 | 142 | 74 | 83 | 66 | 38 | 37 | 50 | 36 | 20 | 3 | 2 | 0 | 1 | 3 | 4 | 0 | 14 | 3 |
| Tofoa | 176 | 137 | 39 | 97 | 55 | 50 | 29 | 48 | 51 | 30 | 6 | 4 | 0 | 2 | 0 | 4 | 0 | 13 | 6 |
| Hofoa | 94 | 83 | 20 | 51 | 30 | 22 | 5 | 20 | 23 | 16 | 2 | 1 | 1 | 0 | 0 | 1 | 0 | 4 | 5 |
| Puke | 90 | 76 | 7 | 72 | 20 | 27 | 17 | 16 | 21 | 14 | 2 | 2 | 1 | 1 | 2 | 4 | 0 | 4 | 7 |
| Sia'atoutai | 49 | 24 | 19 | 33 | 12 | 19 | 12 | 5 | 16 | 1 | 0 | 0 | 0 | 0 | 0 | 0 | 0 | 3 | 0 |
| Vaini | 1,093 | 971 | 315 | 575 | 315 | 315 | 105 | 319 | 258 | 158 | 64 | 12 | 4 | 37 | 27 | 33 | 4 | 84 | 23 |
| Vaini | 266 | 227 | 94 | 126 | 88 | 81 | 28 | 95 | 55 | 35 | 21 | 3 | 1 | 6 | 15 | 7 | 2 | 19 | 7 |
| Malapo | 56 | 48 | 9 | 25 | 7 | 9 | 2 | 20 | 11 | 6 | 4 | 1 | 1 | 1 | 0 | 2 | 0 | 1 | 1 |
| Longoteme | 56 | 51 | 22 | 29 | 12 | 29 | 9 | 11 | 28 | 7 | 4 | 1 | 0 | 15 | 1 | 0 | 0 | 8 | 0 |
| Folaha | 90 | 83 | 16 | 51 | 14 | 21 | 1 | 39 | 20 | 15 | 8 | 0 | 0 | 2 | 0 | 1 | 0 | 7 | 1 |
| Nukuhetulu | 40 | 34 | 28 | 4 | 12 | 2 | 3 | 11 | 6 | 11 | 0 | 2 | 0 | 2 | 1 | 0 | 0 | 0 | 0 |
| Veitongo | 97 | 93 | 33 | 55 | 15 | 21 | 9 | 26 | 16 | 6 | 2 | 1 | 0 | 2 | 1 | 2 | 1 | 7 | 2 |
| Ha'ateiho | 197 | 170 | 45 | 117 | 66 | 42 | 19 | 47 | 29 | 7 | 8 | 0 | 1 | 3 | 3 | 4 | 1 | 12 | 8 |
| Pea | 156 | 142 | 46 | 95 | 55 | 72 | 30 | 44 | 63 | 55 | 8 | 3 | 1 | 5 | 3 | 10 | 0 | 22 | 1 |
| Tokomololo | 135 | 123 | 22 | 73 | 46 | 38 | 4 | 26 | 30 | 16 | 9 | 1 | 0 | 1 | 3 | 7 | 0 | 8 | 3 |
| Tatakamoton | 760 | 599 | 156 | 390 | 230 | 99 | 74 | 255 | 129 | 78 | 30 | 8 | 2 | 81 | 116 | 21 | 4 | 33 | 15 |
| Tatakamoto | 172 | 116 | 28 | 120 | 35 | 14 | 12 | 87 | 24 | 11 | 16 | 1 | 0 | 10 | 86 | 2 | 1 | 13 | 1 |
| Holonga | 64 | 54 | 6 | 36 | 25 | 7 | 12 | 31 | 29 | 11 | 1 | 3 | 0 | 17 | 2 | 7 | 0 | 5 | 0 |
| Pelehake | 80 | 70 | 30 | 31 | 22 | 28 | 7 | 30 | 20 | 17 | 5 | 1 | 1 | 11 | 15 | 4 | 3 | 9 | 6 |
| Fua'amotu | 205 | 165 | 68 | 93 | 57 | 41 | 24 | 27 | 19 | 11 | 2 | 1 | 0 | 6 | 3 | 3 | 0 | 2 | 6 |
| Nakolo | 44 | 29 | 2 | 23 | 16 | 2 | 2 | 13 | 8 | 4 | 3 | 2 | 0 | 5 | 1 | 0 | 0 | 1 | 1 |
| Ha'asini | 102 | 89 | 15 | 30 | 46 | 4 | 8 | 36 | 11 | 10 | 2 | 0 | 0 | 13 | 4 | 2 | 0 | 1 | 1 |
| Lavangaton | 37 | 26 | 2 | 24 | 7 | 1 | 4 | 17 | 6 | 10 | 1 | 0 | 1 | 15 | 2 | 3 | 0 | 2 | 0 |
| Haveluiliku | 14 | 11 | 3 | 8 | 8 | 0 | 0 | 4 | 3 | 1 | 0 | 0 | 0 | 0 | 2 | 0 | 0 | 0 | 0 |
| Fatumu | 42 | 39 | 2 | 25 | 14 | 2 | 5 | 10 | 9 | 3 | 0 | 0 | 0 | 4 | 1 | 0 | 0 | 0 | 0 |
| Lapaha | 681 | 546 | 140 | 407 | 218 | 93 | 72 | 211 | 141 | 63 | 34 | 6 | 6 | 92 | 26 | 22 | 5 | 17 | 18 |

| Island, District and Village | CROPS | | | | | | | | | | | | | | Other Crops | | | | |
|------------------------------|--------------|--------------|------------|------------|------------|------------|------------|--------------|------------|------------|-------------|------------|------------|-----------|-------------|------------|-----------|-----------|------------|
| | Total | Cassava | Early Yam | Yam | Yautia | Swamp taro | Giant taro | Sweet potato | Banana | Plantain | Water-melon | Kava | Vanilla | Mullberry | | Peanuts | Pineapple | Squash | Vegetables |
| Lapaha | 179 | 142 | 55 | 90 | 74 | 25 | 28 | 77 | 40 | 15 | 15 | 0 | 1 | 35 | 4 | 5 | 2 | 8 | 1 |
| Talasiu | 33 | 29 | 4 | 15 | 9 | 5 | 3 | 14 | 11 | 10 | 6 | 0 | 0 | 7 | 1 | 1 | 2 | 0 | 2 |
| Hoi | 39 | 35 | 9 | 14 | 17 | 14 | 5 | 31 | 3 | 0 | 5 | 0 | 0 | 16 | 4 | 3 | 1 | 0 | 1 |
| Nukuleka | 26 | 23 | 1 | 10 | 15 | 0 | 1 | 7 | 9 | 0 | 0 | 5 | 0 | 0 | 1 | 0 | 0 | 0 | 1 |
| Makaunga | 37 | 36 | 3 | 31 | 10 | 6 | 2 | 20 | 7 | 9 | 2 | 0 | 0 | 1 | 5 | 1 | 0 | 0 | 0 |
| Talafo'ou | 42 | 28 | 17 | 20 | 10 | 13 | 2 | 16 | 2 | 2 | 2 | 0 | 0 | 0 | 5 | 3 | 0 | 0 | 2 |
| Manuka | 19 | 14 | 3 | 8 | 2 | 0 | 0 | 1 | 1 | 0 | 0 | 0 | 0 | 0 | 0 | 0 | 0 | 0 | 0 |
| Navutoka | 53 | 51 | 16 | 22 | 8 | 7 | 2 | 8 | 8 | 0 | 0 | 0 | 0 | 0 | 1 | 0 | 0 | 0 | 1 |
| Kolonga | 154 | 114 | 27 | 130 | 35 | 9 | 14 | 27 | 34 | 16 | 4 | 1 | 3 | 7 | 5 | 4 | 0 | 4 | 5 |
| Afa | 36 | 29 | 3 | 24 | 14 | 1 | 3 | 2 | 9 | 4 | 0 | 0 | 1 | 17 | 0 | 2 | 0 | 0 | 3 |
| Niutoua | 58 | 40 | 2 | 42 | 22 | 11 | 12 | 6 | 13 | 6 | 0 | 0 | 1 | 9 | 0 | 3 | 0 | 5 | 2 |
| Eueiki | 5 | 5 | 0 | 1 | 2 | 2 | 0 | 2 | 4 | 1 | 0 | 0 | 0 | 0 | 0 | 0 | 0 | 0 | 0 |
| Fukave | 0 | 0 | 0 | 0 | 0 | 0 | 0 | 0 | 0 | 0 | 0 | 0 | 0 | 0 | 0 | 0 | 0 | 0 | 0 |
| Nukunuku | 762 | 689 | 169 | 399 | 286 | 172 | 57 | 198 | 196 | 132 | 58 | 12 | 4 | 13 | 14 | 25 | 2 | 19 | 14 |
| NUkunuku | 172 | 151 | 25 | 84 | 56 | 37 | 4 | 43 | 29 | 18 | 12 | 0 | 2 | 0 | 5 | 5 | 0 | 3 | 1 |
| Matahau | 45 | 37 | 1 | 28 | 16 | 4 | 1 | 14 | 4 | 1 | 4 | 0 | 0 | 1 | 0 | 0 | 0 | 0 | 1 |
| Matafonua | 26 | 23 | 17 | 13 | 3 | 2 | 5 | 2 | 11 | 3 | 1 | 2 | 0 | 0 | 0 | 2 | 0 | 0 | 1 |
| Fatai | 28 | 20 | 21 | 7 | 5 | 4 | 4 | 2 | 7 | 4 | 0 | 1 | 0 | 0 | 0 | 0 | 0 | 1 | 0 |
| Lakepa | 24 | 23 | 4 | 9 | 9 | 10 | 3 | 18 | 2 | 11 | 0 | 0 | 0 | 0 | 0 | 2 | 0 | 0 | 0 |
| Vaotu'u | 60 | 59 | 4 | 33 | 30 | 19 | 0 | 16 | 16 | 5 | 4 | 0 | 0 | 0 | 0 | 1 | 0 | 0 | 0 |
| Utulau | 58 | 53 | 18 | 32 | 34 | 20 | 16 | 11 | 30 | 25 | 4 | 0 | 1 | 1 | 3 | 4 | 2 | 3 | 6 |
| Ha'alalo | 58 | 56 | 3 | 37 | 31 | 8 | 5 | 18 | 11 | 6 | 4 | 0 | 0 | 0 | 0 | 0 | 0 | 0 | 0 |
| Ha'akame | 58 | 50 | 29 | 26 | 23 | 14 | 3 | 8 | 9 | 8 | 9 | 1 | 0 | 6 | 5 | 5 | 0 | 0 | 0 |
| Houma | 233 | 217 | 47 | 130 | 79 | 54 | 16 | 66 | 77 | 51 | 20 | 8 | 1 | 5 | 1 | 6 | 0 | 12 | 5 |
| Kolovai | 503 | 479 | 111 | 311 | 138 | 106 | 58 | 122 | 166 | 114 | 13 | 12 | 5 | 20 | 4 | 12 | 0 | 13 | 31 |
| Kolovai | 54 | 51 | 11 | 32 | 7 | 19 | 1 | 11 | 14 | 8 | 0 | 0 | 0 | 2 | 0 | 1 | 0 | 0 | 5 |
| Te'ekiu | 71 | 68 | 34 | 46 | 25 | 18 | 26 | 15 | 29 | 28 | 4 | 8 | 3 | 5 | 1 | 4 | 0 | 5 | 3 |
| Masilamea | 24 | 21 | 2 | 16 | 7 | 6 | 0 | 3 | 5 | 0 | 0 | 0 | 0 | 0 | 0 | 1 | 0 | 0 | 0 |
| Fahafa | 44 | 42 | 21 | 19 | 22 | 15 | 1 | 11 | 7 | 5 | 3 | 1 | 0 | 0 | 0 | 1 | 0 | 1 | 0 |
| Ha'utu | 29 | 27 | 2 | 17 | 10 | 11 | 2 | 1 | 8 | 1 | 0 | 1 | 0 | 0 | 0 | 2 | 0 | 0 | 0 |
| Kala'au | 16 | 16 | 1 | 14 | 0 | 1 | 0 | 1 | 0 | 1 | 0 | 0 | 0 | 0 | 0 | 0 | 0 | 0 | 0 |
| Fo'ui | 85 | 83 | 6 | 60 | 22 | 10 | 11 | 22 | 41 | 19 | 3 | 1 | 1 | 0 | 2 | 0 | 0 | 3 | 5 |
| Ha'avakatolo | 28 | 27 | 7 | 20 | 10 | 11 | 7 | 12 | 15 | 1 | 1 | 1 | 1 | 0 | 1 | 2 | 0 | 1 | 1 |
| Ahau | 54 | 52 | 6 | 42 | 13 | 6 | 5 | 10 | 15 | 9 | 0 | 0 | 0 | 0 | 0 | 0 | 0 | 1 | 8 |
| Kanokupolu | 34 | 33 | 8 | 24 | 10 | 4 | 0 | 9 | 11 | 17 | 0 | 0 | 0 | 1 | 0 | 0 | 0 | 2 | 1 |
| Ha'atafu | 40 | 36 | 12 | 6 | 11 | 3 | 3 | 16 | 11 | 14 | 2 | 0 | 0 | 10 | 0 | 0 | 0 | 0 | 6 |
| Atata | 24 | 23 | 1 | 15 | 1 | 2 | 2 | 11 | 10 | 11 | 0 | 0 | 0 | 2 | 0 | 1 | 0 | 0 | 2 |
| Vava'u | 1,669 | 1,255 | 548 | 945 | 729 | 553 | 785 | 353 | 564 | 376 | 61 | 592 | 168 | 8 | 14 | 243 | 1 | 61 | 70 |

| Island, District and Village | CROPS | | | | | | | | | | | | | | Other Crops | | | | |
|------------------------------|------------|------------|------------|------------|------------|------------|------------|--------------|------------|------------|-------------|------------|-----------|-----------|-------------|-----------|-----------|-----------|------------|
| | Total | Cassava | Early Yam | Yam | Yautia | Swamp taro | Giant taro | Sweet potato | Banana | Plantain | Water-melon | Kava | Vanilla | Mullberry | | Peanuts | Pineapple | Squash | Vegetables |
| Neiafu | 453 | 321 | 128 | 264 | 165 | 132 | 241 | 81 | 141 | 97 | 8 | 102 | 20 | 4 | 3 | 32 | 0 | 19 | 13 |
| Neiafu | 310 | 205 | 94 | 188 | 127 | 112 | 171 | 52 | 100 | 69 | 8 | 83 | 10 | 4 | 2 | 21 | 0 | 14 | 4 |
| Makave | 33 | 26 | 7 | 23 | 17 | 3 | 20 | 13 | 12 | 10 | 0 | 3 | 1 | 0 | 0 | 1 | 0 | 2 | 0 |
| Toula | 30 | 17 | 11 | 21 | 8 | 7 | 22 | 6 | 11 | 2 | 0 | 10 | 4 | 0 | 0 | 3 | 0 | 3 | 6 |
| Utui | 9 | 8 | 1 | 6 | 5 | 3 | 3 | 1 | 3 | 0 | 0 | 0 | 0 | 0 | 0 | 0 | 0 | 0 | 0 |
| Ofu | 19 | 19 | 7 | 1 | 0 | 0 | 2 | 6 | 2 | 2 | 0 | 1 | 3 | 0 | 1 | 4 | 0 | 0 | 0 |
| Okoa | 40 | 34 | 8 | 18 | 8 | 6 | 21 | 2 | 4 | 14 | 0 | 5 | 1 | 0 | 0 | 3 | 0 | 0 | 3 |
| Olo'ua | 12 | 12 | 0 | 7 | 0 | 1 | 2 | 1 | 9 | 0 | 0 | 1 | 1 | 0 | 0 | 0 | 0 | 0 | 0 |
| Pangaimotu | 150 | 117 | 36 | 91 | 55 | 35 | 81 | 68 | 47 | 17 | 5 | 4 | 7 | 0 | 4 | 11 | 0 | 11 | 4 |
| Pangaimotu | 84 | 70 | 11 | 50 | 32 | 6 | 44 | 36 | 18 | 6 | 2 | 1 | 1 | 0 | 2 | 4 | 0 | 2 | 2 |
| Utulei | 13 | 10 | 4 | 9 | 0 | 9 | 9 | 8 | 3 | 2 | 1 | 1 | 2 | 0 | 1 | 1 | 0 | 3 | 0 |
| Nga'unoho | 22 | 13 | 1 | 11 | 6 | 11 | 3 | 5 | 3 | 0 | 0 | 0 | 1 | 0 | 1 | 1 | 0 | 2 | 2 |
| Utungake | 31 | 24 | 20 | 21 | 17 | 9 | 25 | 19 | 23 | 9 | 2 | 2 | 3 | 0 | 0 | 5 | 0 | 4 | 0 |
| Hahake | 224 | 201 | 103 | 110 | 29 | 53 | 39 | 46 | 106 | 44 | 6 | 29 | 7 | 1 | 1 | 21 | 0 | 5 | 5 |
| Hahake | 37 | 36 | 12 | 33 | 6 | 8 | 9 | 10 | 11 | 0 | 1 | 6 | 1 | 0 | 0 | 1 | 0 | 0 | 0 |
| Hakio | 2 | 2 | 2 | 1 | 1 | 0 | 1 | 1 | 2 | 0 | 0 | 0 | 1 | 0 | 0 | 1 | 0 | 0 | 1 |
| Houma | 9 | 8 | 4 | 5 | 1 | 3 | 6 | 4 | 6 | 2 | 0 | 0 | 0 | 0 | 0 | 0 | 0 | 0 | 2 |
| Mangia | 12 | 12 | 6 | 6 | 1 | 4 | 7 | 0 | 12 | 12 | 0 | 1 | 1 | 0 | 0 | 1 | 0 | 0 | 0 |
| Ta'anea | 65 | 53 | 11 | 27 | 9 | 27 | 8 | 22 | 27 | 11 | 2 | 9 | 0 | 0 | 1 | 7 | 0 | 0 | 1 |
| Tu'anekival | 57 | 50 | 35 | 15 | 3 | 7 | 8 | 4 | 34 | 1 | 2 | 9 | 3 | 1 | 0 | 1 | 0 | 3 | 1 |
| Koloa | 27 | 27 | 25 | 21 | 7 | 4 | 0 | 4 | 4 | 7 | 1 | 4 | 0 | 0 | 0 | 6 | 0 | 1 | 0 |
| Holeva | 15 | 13 | 8 | 2 | 1 | 0 | 0 | 1 | 10 | 11 | 0 | 0 | 1 | 0 | 0 | 4 | 0 | 1 | 0 |
| Leimatu'a | 386 | 261 | 121 | 211 | 238 | 147 | 191 | 79 | 140 | 113 | 33 | 220 | 44 | 3 | 6 | 70 | 0 | 17 | 6 |
| Leimatu'a | 178 | 133 | 58 | 88 | 104 | 92 | 70 | 50 | 50 | 34 | 20 | 131 | 31 | 1 | 3 | 49 | 0 | 11 | 5 |
| Holonga | 68 | 29 | 1 | 45 | 50 | 6 | 43 | 7 | 19 | 22 | 3 | 20 | 5 | 0 | 2 | 9 | 0 | 1 | 1 |
| Feletoa | 50 | 31 | 28 | 15 | 23 | 24 | 28 | 9 | 22 | 1 | 5 | 34 | 6 | 2 | 1 | 4 | 0 | 2 | 0 |
| Mataika | 90 | 68 | 34 | 63 | 61 | 25 | 50 | 13 | 49 | 56 | 5 | 35 | 2 | 0 | 0 | 8 | 0 | 3 | 0 |
| Hihifo | 322 | 233 | 95 | 224 | 206 | 168 | 183 | 52 | 69 | 65 | 7 | 221 | 78 | 0 | 0 | 78 | 0 | 5 | 35 |
| Longonapu | 95 | 61 | 5 | 56 | 66 | 37 | 68 | 11 | 8 | 16 | 0 | 73 | 19 | 0 | 0 | 16 | 0 | 0 | 6 |
| Taoa | 72 | 54 | 21 | 51 | 28 | 30 | 40 | 11 | 15 | 0 | 4 | 44 | 15 | 0 | 0 | 4 | 0 | 1 | 1 |
| Tefisi | 90 | 64 | 48 | 71 | 78 | 75 | 44 | 14 | 29 | 43 | 3 | 71 | 31 | 0 | 0 | 45 | 0 | 4 | 27 |
| Vaimalo | 23 | 21 | 16 | 18 | 11 | 9 | 4 | 6 | 11 | 1 | 0 | 14 | 5 | 0 | 0 | 7 | 0 | 0 | 0 |
| Tu'anuku | 42 | 33 | 5 | 28 | 23 | 17 | 27 | 10 | 6 | 5 | 0 | 19 | 8 | 0 | 0 | 6 | 0 | 0 | 1 |
| Motu | 134 | 122 | 65 | 45 | 36 | 18 | 50 | 27 | 61 | 40 | 2 | 16 | 12 | 0 | 0 | 31 | 1 | 4 | 7 |
| Kapa | 7 | 4 | 5 | 7 | 1 | 0 | 4 | 1 | 3 | 0 | 2 | 1 | 1 | 0 | 0 | 0 | 0 | 1 | 0 |
| Falevai | 17 | 15 | 12 | 9 | 8 | 9 | 14 | 4 | 11 | 10 | 0 | 7 | 3 | 0 | 0 | 6 | 0 | 2 | 4 |
| Otea | 20 | 20 | 14 | 0 | 7 | 0 | 0 | 1 | 11 | 10 | 0 | 0 | 1 | 0 | 0 | 11 | 0 | 0 | 0 |
| Lape | 4 | 4 | 1 | 1 | 2 | 0 | 0 | 0 | 1 | 0 | 0 | 0 | 0 | 0 | 0 | 0 | 0 | 0 | 0 |

| Island, District and Village | CROPS | | | | | | | | | | | | | | Other Crops | | | | |
|------------------------------|------------|------------|------------|------------|------------|------------|------------|--------------|------------|------------|-------------|----------|----------|-----------|-------------|-----------|-----------|-----------|------------|
| | Total | Cassava | Early Yam | Yam | Yautia | Swamp taro | Giant taro | Sweet potato | Banana | Plantain | Water-melon | Kava | Vanilla | Mullberry | | Peanuts | Pineapple | Squash | Vegetables |
| Matamaka | 16 | 15 | 4 | 3 | 6 | 3 | 0 | 0 | 9 | 0 | 0 | 4 | 2 | 0 | 0 | 5 | 0 | 0 | 0 |
| Nueapapu | 20 | 19 | 18 | 1 | 1 | 0 | 19 | 4 | 6 | 20 | 0 | 1 | 2 | 0 | 0 | 2 | 0 | 0 | 0 |
| Ovaka | 13 | 10 | 4 | 3 | 2 | 3 | 4 | 4 | 9 | 0 | 0 | 2 | 1 | 0 | 0 | 6 | 1 | 0 | 2 |
| Taunga | 7 | 7 | 0 | 0 | 0 | 0 | 0 | 0 | 0 | 0 | 0 | 0 | 0 | 0 | 0 | 0 | 0 | 0 | 0 |
| Hunga | 30 | 28 | 7 | 21 | 9 | 3 | 9 | 13 | 11 | 0 | 0 | 1 | 2 | 0 | 1 | 0 | 0 | 1 | 1 |
| Foeata | 0 | 0 | 0 | 0 | 0 | 0 | 0 | 0 | 0 | 0 | 0 | 0 | 0 | 0 | 0 | 0 | 0 | 0 | 0 |
| Ha'apai | 797 | 764 | 194 | 399 | 252 | 110 | 186 | 374 | 390 | 310 | 62 | 9 | 4 | 55 | 14 | 42 | 1 | 37 | 20 |
| Pangai | 230 | 216 | 83 | 114 | 85 | 37 | 89 | 124 | 126 | 111 | 14 | 1 | 0 | 1 | 8 | 4 | 0 | 20 | 2 |
| Pangai | 82 | 74 | 18 | 38 | 16 | 5 | 12 | 44 | 36 | 12 | 4 | 0 | 0 | 1 | 3 | 0 | 0 | 6 | 1 |
| Hihifo | 108 | 103 | 41 | 56 | 62 | 21 | 69 | 46 | 65 | 83 | 10 | 1 | 0 | 0 | 4 | 4 | 0 | 7 | 1 |
| Holopeka | 18 | 18 | 10 | 10 | 0 | 0 | 6 | 18 | 14 | 14 | 0 | 0 | 0 | 0 | 0 | 0 | 0 | 6 | 0 |
| Koulo | 22 | 21 | 14 | 10 | 7 | 11 | 2 | 16 | 11 | 2 | 0 | 0 | 0 | 0 | 1 | 0 | 0 | 1 | 0 |
| Foa | 180 | 168 | 24 | 73 | 43 | 6 | 25 | 75 | 81 | 74 | 10 | 1 | 0 | 54 | 1 | 4 | 0 | 4 | 11 |
| Fangale'ou | 20 | 20 | 6 | 10 | 6 | 0 | 0 | 14 | 16 | 0 | 0 | 1 | 0 | 6 | 1 | 0 | 0 | 0 | 2 |
| Fotua | 36 | 33 | 1 | 6 | 6 | 2 | 0 | 4 | 7 | 1 | 0 | 0 | 0 | 1 | 0 | 1 | 0 | 0 | 8 |
| Lotofoa | 63 | 56 | 6 | 33 | 13 | 4 | 7 | 42 | 25 | 32 | 5 | 0 | 0 | 31 | 0 | 0 | 0 | 3 | 1 |
| faleloa | 41 | 40 | 5 | 15 | 14 | 0 | 15 | 14 | 29 | 37 | 5 | 0 | 0 | 16 | 0 | 3 | 0 | 1 | 0 |
| Ha'afakahenga | 5 | 5 | 2 | 2 | 1 | 0 | 1 | 0 | 1 | 3 | 0 | 0 | 0 | 0 | 0 | 0 | 0 | 0 | 0 |
| Ha'ateiho Si'i | 15 | 14 | 4 | 7 | 3 | 0 | 2 | 1 | 3 | 1 | 0 | 0 | 0 | 0 | 0 | 0 | 0 | 0 | 0 |
| Lulunga | 134 | 131 | 8 | 77 | 34 | 31 | 29 | 47 | 29 | 28 | 1 | 6 | 0 | 0 | 1 | 3 | 0 | 1 | 1 |
| Ha'afeva | 45 | 44 | 3 | 25 | 26 | 15 | 9 | 22 | 16 | 12 | 0 | 0 | 0 | 0 | 0 | 1 | 0 | 0 | 0 |
| Tungua | 15 | 15 | 5 | 10 | 0 | 0 | 0 | 5 | 10 | 0 | 0 | 0 | 0 | 0 | 0 | 0 | 0 | 1 | 0 |
| Fotuha'a | 13 | 13 | 0 | 0 | 0 | 13 | 13 | 1 | 1 | 0 | 0 | 3 | 0 | 0 | 0 | 1 | 0 | 0 | 0 |
| 'O'ua | 20 | 20 | 0 | 17 | 8 | 3 | 1 | 19 | 2 | 16 | 0 | 0 | 0 | 0 | 1 | 0 | 0 | 0 | 0 |
| Matuku | 15 | 15 | 0 | 14 | 0 | 0 | 5 | 0 | 0 | 0 | 0 | 0 | 0 | 0 | 0 | 0 | 0 | 0 | 0 |
| Kotu | 26 | 24 | 0 | 11 | 0 | 0 | 1 | 0 | 0 | 0 | 1 | 3 | 0 | 0 | 0 | 1 | 0 | 0 | 1 |
| Mu'omu'a | 64 | 62 | 2 | 11 | 1 | 2 | 1 | 29 | 13 | 7 | 7 | 0 | 1 | 0 | 1 | 2 | 1 | 3 | 5 |
| Nomuka | 57 | 55 | 2 | 8 | 1 | 2 | 1 | 29 | 13 | 7 | 7 | 0 | 0 | 0 | 1 | 2 | 1 | 3 | 5 |
| Mango | 4 | 4 | 0 | 3 | 0 | 0 | 0 | 0 | 0 | 0 | 0 | 0 | 1 | 0 | 0 | 0 | 0 | 0 | 0 |
| Fonoifua | 3 | 3 | 0 | 0 | 0 | 0 | 0 | 0 | 0 | 0 | 0 | 0 | 0 | 0 | 0 | 0 | 0 | 0 | 0 |
| Ha'ano | 80 | 80 | 18 | 38 | 24 | 9 | 0 | 56 | 61 | 21 | 6 | 0 | 0 | 0 | 2 | 3 | 0 | 2 | 0 |
| Fakakai | 24 | 24 | 0 | 7 | 6 | 3 | 0 | 19 | 22 | 0 | 1 | 0 | 0 | 0 | 0 | 0 | 0 | 0 | 0 |
| Pukotala | 15 | 15 | 2 | 2 | 0 | 0 | 0 | 7 | 8 | 3 | 0 | 0 | 0 | 0 | 0 | 0 | 0 | 0 | 0 |
| Ha'ano | 23 | 23 | 4 | 16 | 4 | 2 | 0 | 23 | 15 | 2 | 2 | 0 | 0 | 0 | 0 | 0 | 0 | 0 | 0 |
| Muitoa | 5 | 5 | 3 | 2 | 3 | 3 | 0 | 5 | 4 | 4 | 0 | 0 | 0 | 0 | 1 | 0 | 0 | 1 | 0 |
| Moungaon | 13 | 13 | 9 | 11 | 11 | 1 | 0 | 2 | 12 | 12 | 3 | 0 | 0 | 0 | 1 | 3 | 0 | 1 | 0 |
| 'Utha | 109 | 107 | 59 | 86 | 65 | 25 | 42 | 43 | 80 | 69 | 24 | 1 | 3 | 0 | 1 | 26 | 0 | 7 | 1 |
| Utha | 54 | 54 | 22 | 44 | 25 | 9 | 3 | 13 | 31 | 16 | 3 | 0 | 0 | 0 | 0 | 3 | 0 | 0 | 0 |

| Island, District and Village | CROPS | | | | | | | | | | | | | | | Other Crops | | | | |
|------------------------------|------------|------------|------------|------------|------------|------------|------------|--------------|------------|------------|-------------|------------|------------|-----------|-----------|-------------|-----------|-----------|------------|---|
| | Total | Cassava | Early Yam | Yam | Yautia | Swamp taro | Giant taro | Sweet potato | Banana | Plantain | Water-melon | Kava | Vanilla | Mullberry | Peanuts | | Pineapple | Squash | Vegetables | |
| Felemea | 27 | 26 | 15 | 19 | 17 | 2 | 14 | 16 | 25 | 25 | 7 | 0 | 0 | 0 | 0 | 0 | 0 | 0 | 1 | 0 |
| Lofanga | 28 | 27 | 22 | 23 | 23 | 14 | 25 | 14 | 24 | 28 | 14 | 1 | 3 | 0 | 1 | 23 | 0 | 0 | 6 | 1 |
| Eua | 658 | 583 | 103 | 372 | 351 | 354 | 209 | 362 | 211 | 194 | 23 | 275 | 112 | 76 | 14 | 46 | 2 | 31 | 58 | |
| Eua Motu'a | 376 | 341 | 76 | 219 | 206 | 193 | 116 | 216 | 115 | 108 | 20 | 145 | 55 | 39 | 11 | 35 | 1 | 23 | 32 | |
| Ohonua | 155 | 143 | 20 | 70 | 119 | 62 | 29 | 94 | 54 | 24 | 8 | 64 | 20 | 1 | 9 | 20 | 1 | 9 | 16 | |
| Tufuval | 19 | 16 | 3 | 4 | 3 | 5 | 6 | 7 | 4 | 7 | 0 | 7 | 0 | 6 | 1 | 3 | 0 | 0 | 4 | |
| Pangai | 45 | 40 | 1 | 18 | 3 | 11 | 0 | 37 | 0 | 3 | 2 | 5 | 1 | 0 | 0 | 1 | 0 | 3 | 7 | |
| Houma | 52 | 49 | 1 | 50 | 11 | 47 | 28 | 5 | 3 | 0 | 0 | 6 | 1 | 2 | 0 | 1 | 0 | 2 | 0 | |
| Ha'atu'a | 80 | 74 | 51 | 58 | 57 | 63 | 44 | 59 | 51 | 61 | 8 | 51 | 33 | 29 | 0 | 10 | 0 | 9 | 5 | |
| Ta'anga | 25 | 19 | 0 | 19 | 13 | 5 | 9 | 14 | 3 | 13 | 2 | 12 | 0 | 1 | 1 | 0 | 0 | 0 | 0 | |
| 'Eua fo'ou | 282 | 242 | 27 | 153 | 145 | 161 | 93 | 146 | 96 | 86 | 3 | 130 | 57 | 37 | 3 | 11 | 1 | 8 | 26 | |
| Angaha | 48 | 40 | 3 | 31 | 21 | 18 | 14 | 21 | 19 | 19 | 0 | 13 | 4 | 6 | 1 | 7 | 0 | 2 | 1 | |
| Futu | 33 | 30 | 0 | 14 | 6 | 12 | 4 | 13 | 15 | 4 | 2 | 7 | 0 | 1 | 0 | 2 | 0 | 1 | 3 | |
| Esia | 26 | 24 | 2 | 13 | 21 | 20 | 13 | 12 | 8 | 21 | 0 | 21 | 5 | 11 | 0 | 0 | 0 | 4 | 1 | |
| Sapa'ata | 9 | 9 | 0 | 6 | 8 | 3 | 0 | 6 | 2 | 2 | 0 | 5 | 2 | 0 | 0 | 0 | 0 | 0 | 0 | |
| Fata'ulu'a | 31 | 27 | 9 | 18 | 17 | 22 | 10 | 20 | 12 | 13 | 0 | 15 | 8 | 5 | 0 | 1 | 0 | 0 | 1 | |
| Mu'a | 22 | 22 | 9 | 18 | 18 | 21 | 14 | 17 | 17 | 16 | 0 | 12 | 11 | 10 | 0 | 0 | 0 | 0 | 0 | |
| Tongamam | 26 | 19 | 0 | 15 | 13 | 19 | 13 | 18 | 6 | 9 | 0 | 13 | 8 | 0 | 1 | 0 | 0 | 1 | 4 | |
| Petani | 43 | 31 | 1 | 27 | 23 | 31 | 18 | 20 | 17 | 2 | 1 | 24 | 7 | 0 | 1 | 1 | 1 | 0 | 13 | |
| Mata'aho | 44 | 40 | 3 | 11 | 18 | 15 | 7 | 19 | 0 | 0 | 0 | 20 | 12 | 4 | 0 | 0 | 0 | 0 | 3 | |
| Ongo Niu | 215 | 179 | 87 | 89 | 88 | 103 | 121 | 26 | 61 | 81 | 6 | 56 | 29 | 0 | 1 | 4 | 0 | 3 | 30 | |
| Niuaotuputu | 134 | 116 | 59 | 65 | 43 | 54 | 71 | 18 | 53 | 55 | 6 | 11 | 2 | 0 | 1 | 3 | 0 | 2 | 30 | |
| Hihifo | 56 | 53 | 38 | 25 | 21 | 27 | 26 | 11 | 10 | 32 | 1 | 1 | 1 | 0 | 1 | 0 | 0 | 1 | 9 | |
| Vaipoa | 25 | 25 | 3 | 20 | 2 | 8 | 20 | 4 | 13 | 15 | 1 | 1 | 0 | 0 | 0 | 2 | 0 | 1 | 1 | |
| Falehau | 45 | 38 | 18 | 17 | 13 | 12 | 18 | 2 | 30 | 0 | 4 | 1 | 1 | 0 | 0 | 0 | 0 | 0 | 20 | |
| Tafahi | 8 | 0 | 0 | 3 | 7 | 7 | 7 | 1 | 0 | 8 | 0 | 8 | 0 | 0 | 0 | 1 | 0 | 0 | 0 | |
| Niuafo'ou | 81 | 63 | 28 | 24 | 45 | 49 | 50 | 8 | 8 | 26 | 0 | 45 | 27 | 0 | 0 | 1 | 0 | 1 | 0 | |
| Esia | 17 | 11 | 2 | 4 | 2 | 2 | 5 | 0 | 2 | 0 | 0 | 12 | 1 | 0 | 0 | 1 | 0 | 0 | 0 | |
| Kolofo'ou | 7 | 1 | 0 | 1 | 6 | 7 | 4 | 0 | 0 | 0 | 0 | 6 | 0 | 0 | 0 | 0 | 0 | 0 | 0 | |
| Sapaata | 21 | 19 | 15 | 2 | 18 | 18 | 19 | 1 | 3 | 15 | 0 | 15 | 11 | 0 | 0 | 0 | 0 | 0 | 0 | |
| Fata'ulu'a | 13 | 12 | 1 | 6 | 3 | 4 | 5 | 0 | 1 | 0 | 0 | 1 | 3 | 0 | 0 | 0 | 0 | 1 | 0 | |
| Mata'aho | 3 | 3 | 0 | 2 | 3 | 3 | 2 | 1 | 0 | 1 | 0 | 1 | 0 | 0 | 0 | 0 | 0 | 0 | 0 | |
| Mu'a | 4 | 3 | 0 | 1 | 1 | 1 | 1 | 2 | 0 | 2 | 0 | 0 | 0 | 0 | 0 | 0 | 0 | 0 | 0 | |
| Tongamama'o | 2 | 2 | 1 | 1 | 2 | 2 | 2 | 0 | 1 | 2 | 0 | 2 | 1 | 0 | 0 | 0 | 0 | 0 | 0 | |

Table H 23: Purpose of Fishing by division, district, village and region

| Island, District and Region | Purpose of Fishing | | | | | |
|-----------------------------|--------------------|---------------|---|---------------|---|---|
| | Total | No - fishing | Yes, for home consumption and social obligation | Yes, for sale | Yes, mainly for home consumption, but some sale | Yes, mainly for sale, but some home consumption |
| TONGA | 18,005 | 15,704 | 1,486 | 129 | 382 | 304 |
| Tongatapu | 12,953 | 11,865 | 647 | 73 | 189 | 179 |
| Kolofo'ou | 3,108 | 2,877 | 91 | 33 | 51 | 56 |
| Kolofo'ou | 1,475 | 1,426 | 32 | 6 | 6 | 5 |
| Ma'ufanga | 1,237 | 1,168 | 32 | 8 | 18 | 11 |
| Nukumotu | 8 | 4 | 2 | 0 | 0 | 2 |
| Popua | 312 | 261 | 16 | 13 | 12 | 10 |
| Tukutonga | 75 | 17 | 9 | 6 | 15 | 28 |
| Pangaimotu | 1 | 1 | 0 | 0 | 0 | 0 |
| Kolomotu'a | 3,031 | 2,816 | 135 | 16 | 29 | 35 |
| Kolomotu'a | 1,377 | 1,261 | 75 | 7 | 13 | 21 |
| Havelu | 617 | 603 | 7 | 3 | 2 | 2 |
| Tofoa | 590 | 557 | 24 | 3 | 1 | 5 |
| Hofoa | 193 | 164 | 14 | 2 | 6 | 7 |
| Puke | 156 | 138 | 12 | 0 | 6 | 0 |
| Sia'atoutai | 98 | 93 | 3 | 1 | 1 | 0 |
| Vaini | 2,201 | 2,065 | 87 | 6 | 24 | 19 |
| Vaini | 576 | 549 | 14 | 2 | 8 | 3 |
| Malapo | 106 | 97 | 3 | 1 | 1 | 4 |
| Longoteme | 101 | 78 | 19 | 0 | 3 | 1 |
| Folaha | 162 | 155 | 4 | 1 | 1 | 1 |
| Nukuhetulu | 63 | 60 | 3 | 0 | 0 | 0 |
| Veitongo | 179 | 172 | 2 | 1 | 2 | 2 |
| Ha'ateiho | 449 | 422 | 22 | 0 | 3 | 2 |
| Pea | 345 | 332 | 9 | 0 | 2 | 2 |
| Tokomololo | 220 | 200 | 11 | 1 | 4 | 4 |
| Tatakamotonga | 1,248 | 1,157 | 68 | 4 | 13 | 6 |
| Tatakamotonga | 324 | 310 | 11 | 2 | 0 | 1 |
| Holonga | 89 | 75 | 8 | 0 | 4 | 2 |
| Pelehake | 149 | 142 | 4 | 1 | 2 | 0 |
| Fua'amotu | 309 | 290 | 13 | 1 | 3 | 2 |
| Nakolo | 65 | 51 | 12 | 0 | 1 | 1 |
| Ha'asini | 158 | 139 | 16 | 0 | 3 | 0 |
| Lavengatonga | 65 | 62 | 3 | 0 | 0 | 0 |
| Haveluliku | 26 | 26 | 0 | 0 | 0 | 0 |
| Fatumu | 63 | 62 | 1 | 0 | 0 | 0 |
| Lapaha | 1,234 | 1,030 | 137 | 8 | 29 | 30 |
| Lapaha | 331 | 304 | 21 | 0 | 4 | 2 |
| Talasiu | 58 | 47 | 5 | 2 | 1 | 3 |
| Hoi | 75 | 70 | 3 | 1 | 1 | 0 |
| Nukuleka | 45 | 33 | 6 | 1 | 3 | 2 |
| Makaunga | 58 | 52 | 5 | 0 | 1 | 0 |

| Island, District and Region | Purpose of Fishing | | | | | |
|-----------------------------|--------------------|--------------|---|---------------|---|---|
| | Total | No - fishing | Yes, for home consumption and social obligation | Yes, for sale | Yes, mainly for home consumption, but some sale | Yes, mainly for sale, but some home consumption |
| Talafo'ou | 74 | 55 | 14 | 0 | 2 | 3 |
| Manuka | 46 | 32 | 7 | 1 | 6 | 0 |
| Navutoka | 117 | 95 | 18 | 0 | 4 | 0 |
| Kolonga | 216 | 179 | 22 | 0 | 5 | 10 |
| Afa | 71 | 44 | 14 | 3 | 0 | 10 |
| Niutoua | 130 | 111 | 17 | 0 | 2 | 0 |
| Eueiki | 12 | 8 | 4 | 0 | 0 | 0 |
| Fukave | 1 | 0 | 1 | 0 | 0 | 0 |
| Nukunuku | 1,391 | 1,323 | 33 | 6 | 18 | 11 |
| NUkunuku | 370 | 354 | 9 | 3 | 3 | 1 |
| Matahau | 105 | 91 | 10 | 0 | 1 | 3 |
| Matafonua | 45 | 39 | 0 | 0 | 4 | 2 |
| Fatai | 59 | 55 | 0 | 1 | 1 | 2 |
| Lakepa | 54 | 52 | 1 | 0 | 0 | 1 |
| Vaotu'u | 81 | 79 | 1 | 0 | 0 | 1 |
| Utulau | 98 | 98 | 0 | 0 | 0 | 0 |
| Ha'alalo | 103 | 100 | 2 | 0 | 1 | 0 |
| Ha'akame | 116 | 105 | 2 | 2 | 6 | 1 |
| Houma | 360 | 350 | 8 | 0 | 2 | 0 |
| Kolovai | 740 | 597 | 96 | 0 | 25 | 22 |
| Kolovai | 118 | 107 | 9 | 0 | 2 | 0 |
| Te'ekiu | 104 | 89 | 11 | 0 | 4 | 0 |
| Masilamea | 34 | 33 | 0 | 0 | 0 | 1 |
| Fahefa | 71 | 64 | 5 | 0 | 1 | 1 |
| Ha'utu | 39 | 36 | 1 | 0 | 2 | 0 |
| Kala'au | 26 | 25 | 1 | 0 | 0 | 0 |
| Fo'ui | 104 | 79 | 15 | 0 | 9 | 1 |
| Ha'avakatolo | 40 | 36 | 4 | 0 | 0 | 0 |
| Ahau | 61 | 33 | 23 | 0 | 4 | 1 |
| Kanokupolu | 65 | 42 | 19 | 0 | 3 | 1 |
| Ha'atafu | 47 | 40 | 2 | 0 | 0 | 5 |
| Atata | 31 | 13 | 6 | 0 | 0 | 12 |
| Vava'u | 2,715 | 2,177 | 388 | 16 | 93 | 41 |
| Neiafu | 1,041 | 859 | 147 | 9 | 12 | 14 |
| Neiafu | 743 | 660 | 70 | 5 | 4 | 4 |
| Makave | 72 | 62 | 10 | 0 | 0 | 0 |
| Toula | 83 | 70 | 12 | 0 | 0 | 1 |
| Utui | 55 | 46 | 8 | 0 | 1 | 0 |
| Ofu | 26 | 6 | 11 | 0 | 4 | 5 |
| Okoa | 48 | 11 | 35 | 1 | 1 | 0 |
| Olo'ua | 14 | 4 | 1 | 3 | 2 | 4 |
| Pangaimotu | 232 | 150 | 53 | 4 | 11 | 14 |
| Pangaimotu | 125 | 89 | 16 | 1 | 8 | 11 |

| Island, District and Region | Purpose of Fishing | | | | | |
|-----------------------------|--------------------|--------------|---|---------------|---|---|
| | Total | No - fishing | Yes, for home consumption and social obligation | Yes, for sale | Yes, mainly for home consumption, but some sale | Yes, mainly for sale, but some home consumption |
| Utulei | 24 | 14 | 10 | 0 | 0 | 0 |
| Nga'unoho | 27 | 20 | 2 | 3 | 1 | 1 |
| Utungake | 56 | 27 | 25 | 0 | 2 | 2 |
| Hahake | 403 | 340 | 44 | 0 | 15 | 4 |
| Ha'alaufuli | 84 | 76 | 5 | 0 | 3 | 0 |
| Ha'akio | 23 | 22 | 0 | 0 | 1 | 0 |
| Houma | 17 | 12 | 4 | 0 | 1 | 0 |
| Mangia | 17 | 17 | 0 | 0 | 0 | 0 |
| Ta'anea | 128 | 120 | 7 | 0 | 1 | 0 |
| Tu'anequivale | 82 | 63 | 18 | 0 | 1 | 0 |
| Koloa | 31 | 18 | 4 | 0 | 7 | 2 |
| Holeva | 21 | 12 | 6 | 0 | 1 | 2 |
| Leimatu'a | 482 | 445 | 28 | 0 | 8 | 1 |
| Leimatu'a | 235 | 222 | 11 | 0 | 2 | 0 |
| Holonga | 83 | 74 | 6 | 0 | 2 | 1 |
| Feletoa | 58 | 50 | 5 | 0 | 3 | 0 |
| Mataika | 106 | 99 | 6 | 0 | 1 | 0 |
| Hihifo | 385 | 311 | 50 | 2 | 18 | 4 |
| Longomapu | 109 | 92 | 7 | 0 | 7 | 3 |
| Taoa | 98 | 79 | 16 | 1 | 2 | 0 |
| Tefisi | 102 | 86 | 8 | 0 | 7 | 1 |
| Vaimalo | 23 | 11 | 9 | 1 | 2 | 0 |
| Tu'anuku | 53 | 43 | 10 | 0 | 0 | 0 |
| Motu | 172 | 72 | 66 | 1 | 29 | 4 |
| Kapa | 10 | 5 | 5 | 0 | 0 | 0 |
| Falevai | 20 | 12 | 7 | 0 | 1 | 0 |
| Otea | 23 | 7 | 9 | 0 | 7 | 0 |
| Lape | 5 | 2 | 3 | 0 | 0 | 0 |
| Matamaka | 23 | 9 | 11 | 1 | 2 | 0 |
| Nuapapu | 23 | 8 | 5 | 0 | 10 | 0 |
| Ovaka | 20 | 5 | 9 | 0 | 2 | 4 |
| Taunga | 9 | 1 | 3 | 0 | 5 | 0 |
| Hunga | 39 | 23 | 14 | 0 | 2 | 0 |
| Foeata Island | 0 | 0 | 0 | 0 | 0 | 0 |
| Ha'apai | 1,179 | 712 | 309 | 39 | 65 | 54 |
| Pangai | 433 | 331 | 76 | 6 | 11 | 9 |
| Pangai | 214 | 173 | 32 | 4 | 3 | 2 |
| Hihifo | 159 | 105 | 39 | 2 | 8 | 5 |
| Holopeka | 22 | 19 | 2 | 0 | 0 | 1 |
| Koulo | 38 | 34 | 3 | 0 | 0 | 1 |
| Foa | 236 | 173 | 57 | 0 | 2 | 4 |
| Fangale'ounga | 24 | 13 | 11 | 0 | 0 | 0 |
| Fotua | 42 | 40 | 2 | 0 | 0 | 0 |

| Island, District and Region | Purpose of Fishing | | | | | |
|-----------------------------|--------------------|--------------|---|---------------|---|---|
| | Total | No - fishing | Yes, for home consumption and social obligation | Yes, for sale | Yes, mainly for home consumption, but some sale | Yes, mainly for sale, but some home consumption |
| Lotofoa | 70 | 47 | 20 | 0 | 1 | 2 |
| faleloa | 64 | 42 | 20 | 0 | 0 | 2 |
| Ha'afakahenga | 17 | 17 | 0 | 0 | 0 | 0 |
| Ha'ateiho Si'i | 19 | 14 | 4 | 0 | 1 | 0 |
| Lulunga | 184 | 92 | 42 | 21 | 15 | 14 |
| Ha'afeva island | 57 | 34 | 10 | 3 | 5 | 5 |
| Tungua | 37 | 18 | 11 | 1 | 4 | 3 |
| Fotuha'a | 19 | 14 | 5 | 0 | 0 | 0 |
| 'O'ua | 25 | 11 | 3 | 0 | 5 | 6 |
| Matuku | 16 | 4 | 5 | 7 | 0 | 0 |
| Kotu | 30 | 11 | 8 | 10 | 1 | 0 |
| Mu'omu'a | 99 | 45 | 35 | 6 | 9 | 4 |
| Nomuka | 81 | 38 | 32 | 0 | 8 | 3 |
| Mango | 8 | 1 | 2 | 3 | 1 | 1 |
| Fonoifua | 10 | 6 | 1 | 3 | 0 | 0 |
| Ha`ano | 89 | 28 | 41 | 2 | 7 | 11 |
| Fakakai | 25 | 9 | 3 | 1 | 3 | 9 |
| Pukotala | 18 | 7 | 8 | 0 | 2 | 1 |
| Ha'ano | 24 | 9 | 12 | 1 | 1 | 1 |
| Muitoa | 7 | 2 | 4 | 0 | 1 | 0 |
| Mo'unga'one | 15 | 1 | 14 | 0 | 0 | 0 |
| 'Uiha | 138 | 43 | 58 | 4 | 21 | 12 |
| Uiha | 76 | 26 | 32 | 4 | 6 | 8 |
| Felemea | 31 | 9 | 10 | 0 | 8 | 4 |
| Lofanga | 31 | 8 | 16 | 0 | 7 | 0 |
| Eua | 885 | 776 | 60 | 1 | 22 | 26 |
| Eua Motu'a | 508 | 436 | 48 | 1 | 14 | 9 |
| Ohonua | 221 | 190 | 17 | 0 | 11 | 3 |
| Tufuvai | 41 | 39 | 0 | 0 | 1 | 1 |
| Pangai | 59 | 57 | 0 | 0 | 1 | 1 |
| Houma | 55 | 47 | 7 | 0 | 0 | 1 |
| Ha'atu'a | 96 | 67 | 24 | 1 | 1 | 3 |
| Ta'anga | 36 | 36 | 0 | 0 | 0 | 0 |
| 'Eua fo'ou | 377 | 340 | 12 | 0 | 8 | 17 |
| Angaha | 65 | 51 | 2 | 0 | 2 | 10 |
| Futu | 51 | 48 | 1 | 0 | 1 | 1 |
| Esia | 37 | 33 | 2 | 0 | 2 | 0 |
| Sapa'ata | 24 | 24 | 0 | 0 | 0 | 0 |
| Fata'ulua | 36 | 36 | 0 | 0 | 0 | 0 |
| Mu'a | 28 | 25 | 0 | 0 | 1 | 2 |
| Tongamama'o | 29 | 21 | 3 | 0 | 1 | 4 |
| Petani | 57 | 53 | 4 | 0 | 0 | 0 |
| Mata'aho | 50 | 49 | 0 | 0 | 1 | 0 |

| Island, District and Region | Purpose of Fishing | | | | | |
|-----------------------------|--------------------|--------------|---|---------------|---|---|
| | Total | No - fishing | Yes, for home consumption and social obligation | Yes, for sale | Yes, mainly for home consumption, but some sale | Yes, mainly for sale, but some home consumption |
| Ongo Niua | 273 | 174 | 82 | 0 | 13 | 4 |
| Niuaotoputapu | 172 | 110 | 48 | 0 | 12 | 2 |
| Hihifo | 71 | 44 | 22 | 0 | 3 | 2 |
| Vaipoa | 37 | 21 | 9 | 0 | 7 | 0 |
| Falehau | 56 | 42 | 12 | 0 | 2 | 0 |
| Tafari | 8 | 3 | 5 | 0 | 0 | 0 |
| Niuafo'ou | 101 | 64 | 34 | 0 | 1 | 2 |
| Esia | 26 | 18 | 7 | 0 | 1 | 0 |
| Kolofo'ou | 11 | 9 | 2 | 0 | 0 | 0 |
| Sapaata | 26 | 14 | 10 | 0 | 0 | 2 |
| Fata'ulua | 13 | 10 | 3 | 0 | 0 | 0 |
| Mata'aho | 3 | 3 | 0 | 0 | 0 | 0 |
| Mu'a | 6 | 6 | 0 | 0 | 0 | 0 |
| Tongamama'o | 2 | 0 | 2 | 0 | 0 | 0 |
| Petani | 14 | 4 | 10 | 0 | 0 | 0 |

Table H 24: Mode of Fishing by division and district

| Island, District and | Mode of Fishing | | | |
|----------------------|-----------------|-----------------|----------------------------------|------------------------|
| | Total | Boat with motor | Boat without motor (canoe, sail) | Shore-based (no canoe) |
| TONGA | 2,301 | 1,048 | 233 | 1,121 |
| Tongatapu | 1,088 | 525 | 89 | 523 |
| Kolofou'ou | 231 | 143 | 24 | 79 |
| Kolomotu'a | 215 | 101 | 19 | 104 |
| Vaini | 136 | 78 | 5 | 55 |
| Tatakamotonga | 91 | 36 | 5 | 55 |
| Lapaha | 204 | 88 | 18 | 102 |
| Nukunuku | 68 | 28 | 4 | 43 |
| Kolovai | 143 | 51 | 14 | 85 |
| Vava'u | 538 | 194 | 67 | 293 |
| Neiafu | 182 | 86 | 14 | 87 |
| Pangaimotu | 82 | 27 | 9 | 50 |
| Hahake | 63 | 9 | 4 | 50 |
| Leimatu'a | 37 | 7 | 4 | 27 |
| Hihifo | 74 | 10 | 27 | 38 |
| Motu | 100 | 55 | 9 | 41 |
| Ha'apai | 467 | 260 | 70 | 166 |
| Pangai | 102 | 45 | 7 | 53 |
| Foa | 63 | 15 | 9 | 46 |
| Lulunga | 92 | 71 | 20 | 5 |
| Mu'omu'a | 54 | 43 | 10 | 4 |
| Ha`ano | 61 | 17 | 10 | 37 |
| 'Uiha | 95 | 69 | 14 | 21 |
| Eua | 109 | 46 | 5 | 63 |
| Eua Motu'a | 72 | 19 | 5 | 52 |
| 'Eua fo'ou | 37 | 27 | 0 | 11 |
| Ongo Niua | 99 | 23 | 2 | 76 |
| Nuatoputapu | 62 | 23 | 2 | 39 |
| Niuafo'ou | 37 | 0 | 0 | 37 |

Table H 25: Purpose of Raising Livestock by division, district and village

| Division/District | Purpose of Raising Livestock | | | | | |
|----------------------|------------------------------|--------------|---|---------------|---|---|
| | Total | No | Yes, for home consumption and social obligation | Yes, for sale | Yes, mainly for home consumption, but some sale | Yes, mainly for sale, but some home consumption |
| TONGA | 18,005 | 9,907 | 6,994 | 67 | 903 | 134 |
| Tongatapu | 12,953 | 8,038 | 4,291 | 47 | 478 | 99 |
| Kolofo'ou | 3,108 | 2,403 | 635 | 7 | 49 | 14 |
| Kolofo'ou | 1,475 | 1,138 | 310 | 1 | 21 | 5 |
| Ma'ufanga | 1,237 | 1,003 | 212 | 2 | 17 | 3 |
| Nukumotu | 8 | 2 | 5 | 0 | 0 | 1 |
| Popua | 312 | 193 | 102 | 4 | 8 | 5 |
| Tukutonga | 75 | 66 | 6 | 0 | 3 | 0 |
| Pangaimotu | 1 | 1 | 0 | 0 | 0 | 0 |
| Kolomotu'a | 3,031 | 2,060 | 885 | 6 | 65 | 15 |
| Kolomotu'a | 1,377 | 926 | 408 | 2 | 33 | 8 |
| Havelu | 617 | 479 | 132 | 0 | 5 | 1 |
| Tofoa | 590 | 393 | 182 | 2 | 8 | 5 |
| Hofoa | 193 | 123 | 62 | 1 | 7 | 0 |
| Puke | 156 | 78 | 68 | 0 | 10 | 0 |
| Sia'atoutai | 98 | 61 | 33 | 1 | 2 | 1 |
| Vaini | 2,201 | 1,315 | 770 | 9 | 88 | 19 |
| Vaini | 576 | 358 | 175 | 3 | 30 | 10 |
| Malapo | 106 | 43 | 57 | 0 | 2 | 4 |
| Longoteme | 101 | 50 | 47 | 0 | 4 | 0 |
| Folaha | 162 | 84 | 67 | 1 | 10 | 0 |
| Nukuhetulu | 63 | 16 | 42 | 0 | 5 | 0 |
| Veitongo | 179 | 122 | 50 | 1 | 5 | 1 |
| Ha'ateiho | 449 | 297 | 137 | 1 | 12 | 2 |
| Pea | 345 | 206 | 123 | 0 | 15 | 1 |
| Tokomololo | 220 | 139 | 72 | 3 | 5 | 1 |
| Tatakamotonga | 1,248 | 643 | 498 | 10 | 83 | 14 |
| Tatakamotonga | 324 | 180 | 127 | 0 | 15 | 2 |
| Holonga | 89 | 31 | 49 | 0 | 7 | 2 |
| Pelehake | 149 | 55 | 67 | 5 | 17 | 5 |
| Fua'amotu | 309 | 167 | 134 | 1 | 5 | 2 |
| Nakolo | 65 | 42 | 18 | 1 | 4 | 0 |
| Ha'asini | 158 | 87 | 53 | 0 | 18 | 0 |
| Lavengatonga | 65 | 29 | 21 | 2 | 10 | 3 |
| Haveluliku | 26 | 11 | 12 | 1 | 2 | 0 |
| Fatumu | 63 | 41 | 17 | 0 | 5 | 0 |
| Lapaha | 1,234 | 532 | 595 | 5 | 86 | 16 |
| Lapaha | 331 | 136 | 159 | 2 | 28 | 6 |
| Talasiu | 58 | 15 | 32 | 0 | 11 | 0 |
| Hoi | 75 | 51 | 18 | 0 | 6 | 0 |
| Nukuleka | 45 | 22 | 21 | 0 | 1 | 1 |
| Makaunga | 58 | 45 | 11 | 2 | 0 | 0 |

| Division/District | Purpose of Raising Livestock | | | | | |
|-------------------|------------------------------|--------------|---|---------------|---|---|
| | Total | No | Yes, for home consumption and social obligation | Yes, for sale | Yes, mainly for home consumption, but some sale | Yes, mainly for sale, but some home consumption |
| Talafo'ou | 74 | 30 | 41 | 0 | 2 | 1 |
| Manuka | 46 | 24 | 20 | 1 | 1 | 0 |
| Navutoka | 117 | 54 | 54 | 0 | 9 | 0 |
| Kolonga | 216 | 55 | 129 | 0 | 24 | 8 |
| Afa | 71 | 27 | 41 | 0 | 3 | 0 |
| Niutoua | 130 | 63 | 66 | 0 | 1 | 0 |
| Eueiki | 12 | 9 | 3 | 0 | 0 | 0 |
| Fukave | 1 | 1 | 0 | 0 | 0 | 0 |
| Nukunuku | 1,391 | 772 | 528 | 8 | 69 | 14 |
| NUkunuku | 370 | 249 | 103 | 4 | 12 | 2 |
| Matahau | 105 | 41 | 56 | 0 | 6 | 2 |
| Matafonua | 45 | 15 | 24 | 0 | 6 | 0 |
| Fatai | 59 | 39 | 14 | 1 | 5 | 0 |
| Lakepa | 54 | 26 | 25 | 0 | 2 | 1 |
| Vaotu'u | 81 | 27 | 51 | 1 | 2 | 0 |
| Utulau | 98 | 50 | 47 | 0 | 0 | 1 |
| Ha'alalo | 103 | 66 | 32 | 1 | 2 | 2 |
| Ha'akame | 116 | 86 | 20 | 0 | 8 | 2 |
| Houma | 360 | 173 | 156 | 1 | 26 | 4 |
| Kolovai | 740 | 313 | 380 | 2 | 38 | 7 |
| Kolovai | 118 | 65 | 48 | 0 | 5 | 0 |
| Te'ekiu | 104 | 39 | 55 | 0 | 9 | 1 |
| Masilamea | 34 | 15 | 16 | 0 | 3 | 0 |
| Fahefa | 71 | 51 | 16 | 0 | 4 | 0 |
| Ha'utu | 39 | 15 | 21 | 0 | 1 | 2 |
| Kala'au | 26 | 9 | 17 | 0 | 0 | 0 |
| Fo'ui | 104 | 24 | 72 | 0 | 8 | 0 |
| Ha'avakatolo | 40 | 16 | 20 | 0 | 2 | 2 |
| Ahau | 61 | 23 | 34 | 0 | 3 | 1 |
| Kanokupolu | 65 | 29 | 34 | 0 | 2 | 0 |
| Ha'atafu | 47 | 14 | 29 | 2 | 1 | 1 |
| Atata | 31 | 13 | 18 | 0 | 0 | 0 |
| Vava'u | 2,715 | 1,172 | 1,317 | 7 | 210 | 9 |
| Neiafu | 1,041 | 638 | 389 | 2 | 10 | 2 |
| Neiafu | 743 | 454 | 282 | 0 | 6 | 1 |
| Makave | 72 | 53 | 17 | 0 | 2 | 0 |
| Toula | 83 | 56 | 27 | 0 | 0 | 0 |
| Utui | 55 | 49 | 6 | 0 | 0 | 0 |
| Ofu | 26 | 5 | 21 | 0 | 0 | 0 |
| Okoa | 48 | 8 | 35 | 2 | 2 | 1 |
| Olo'ua | 14 | 13 | 1 | 0 | 0 | 0 |
| Pangaimotu | 232 | 56 | 166 | 2 | 8 | 0 |
| Pangaimotu | 125 | 31 | 89 | 1 | 4 | 0 |

| Division/District | Purpose of Raising Livestock | | | | | |
|-------------------|------------------------------|------------|---|---------------|---|---|
| | Total | No | Yes, for home consumption and social obligation | Yes, for sale | Yes, mainly for home consumption, but some sale | Yes, mainly for sale, but some home consumption |
| Utulei | 24 | 2 | 22 | 0 | 0 | 0 |
| Nga'unoho | 27 | 1 | 25 | 0 | 1 | 0 |
| Utungake | 56 | 22 | 30 | 1 | 3 | 0 |
| Hahake | 403 | 179 | 164 | 1 | 59 | 0 |
| Ha'alaufuli | 84 | 38 | 37 | 0 | 9 | 0 |
| Ha'akio | 23 | 21 | 2 | 0 | 0 | 0 |
| Houma | 17 | 4 | 12 | 0 | 1 | 0 |
| Mangia | 17 | 5 | 12 | 0 | 0 | 0 |
| Ta'anea | 128 | 81 | 37 | 1 | 9 | 0 |
| Tu'anekeviale | 82 | 11 | 36 | 0 | 35 | 0 |
| Koloa | 31 | 9 | 19 | 0 | 3 | 0 |
| Holeva | 21 | 10 | 9 | 0 | 2 | 0 |
| Leimatu'a | 482 | 159 | 261 | 0 | 58 | 4 |
| Leimatu'a | 235 | 94 | 116 | 0 | 21 | 4 |
| Holonga | 83 | 18 | 60 | 0 | 5 | 0 |
| Feletoa | 58 | 18 | 18 | 0 | 22 | 0 |
| Mataika | 106 | 29 | 67 | 0 | 10 | 0 |
| Hihifo | 385 | 97 | 229 | 1 | 58 | 0 |
| Longomapu | 109 | 17 | 58 | 0 | 34 | 0 |
| Taoa | 98 | 40 | 52 | 0 | 6 | 0 |
| Tefisi | 102 | 20 | 77 | 0 | 5 | 0 |
| Vaimalo | 23 | 2 | 17 | 0 | 4 | 0 |
| Tu'anuku | 53 | 18 | 25 | 1 | 9 | 0 |
| Motu | 172 | 43 | 108 | 1 | 17 | 3 |
| Kapa | 10 | 2 | 5 | 0 | 2 | 1 |
| Falevai | 20 | 1 | 13 | 1 | 4 | 1 |
| Otea | 23 | 1 | 19 | 0 | 3 | 0 |
| Lape | 5 | 1 | 3 | 0 | 1 | 0 |
| Matamaka | 23 | 13 | 10 | 0 | 0 | 0 |
| Nuapapu | 23 | 1 | 15 | 0 | 7 | 0 |
| Ovaka | 20 | 2 | 17 | 0 | 0 | 1 |
| Taunga | 9 | 8 | 1 | 0 | 0 | 0 |
| Hunga | 39 | 14 | 25 | 0 | 0 | 0 |
| Foeata Island | 0 | 0 | 0 | 0 | 0 | 0 |
| Ha'apai | 1,179 | 364 | 715 | 9 | 79 | 12 |
| Pangai | 433 | 157 | 247 | 4 | 22 | 3 |
| Pangai | 214 | 112 | 93 | 1 | 7 | 1 |
| Hihifo | 159 | 29 | 111 | 3 | 14 | 2 |
| Holopeka | 22 | 4 | 18 | 0 | 0 | 0 |
| Koulo | 38 | 12 | 25 | 0 | 1 | 0 |
| Foa | 236 | 84 | 136 | 1 | 11 | 4 |
| Fangale'ounga | 24 | 20 | 4 | 0 | 0 | 0 |
| Fotua | 42 | 10 | 19 | 1 | 8 | 4 |

| Division/District | Purpose of Raising Livestock | | | | | |
|-------------------|------------------------------|------------|---|---------------|---|---|
| | Total | No | Yes, for home consumption and social obligation | Yes, for sale | Yes, mainly for home consumption, but some sale | Yes, mainly for sale, but some home consumption |
| Lotofoa | 70 | 5 | 63 | 0 | 2 | 0 |
| faleloa | 64 | 16 | 47 | 0 | 1 | 0 |
| Ha'afakahenga | 17 | 17 | 0 | 0 | 0 | 0 |
| Ha'ateiho Si'i | 19 | 16 | 3 | 0 | 0 | 0 |
| Lulunga | 184 | 44 | 127 | 3 | 9 | 1 |
| Ha'afeva island | 57 | 12 | 41 | 0 | 4 | 0 |
| Tungua | 37 | 16 | 13 | 3 | 4 | 1 |
| Fotuha'a | 19 | 1 | 17 | 0 | 1 | 0 |
| 'O'ua | 25 | 5 | 20 | 0 | 0 | 0 |
| Matuku | 16 | 4 | 12 | 0 | 0 | 0 |
| Kotu | 30 | 6 | 24 | 0 | 0 | 0 |
| Mu'omu'a | 99 | 30 | 62 | 0 | 7 | 0 |
| Nomuka | 81 | 13 | 61 | 0 | 7 | 0 |
| Mango | 8 | 7 | 1 | 0 | 0 | 0 |
| Fonoifua | 10 | 10 | 0 | 0 | 0 | 0 |
| Ha`ano | 89 | 10 | 76 | 0 | 3 | 0 |
| Fakakai | 25 | 5 | 20 | 0 | 0 | 0 |
| Pukotala | 18 | 3 | 15 | 0 | 0 | 0 |
| Ha'ano | 24 | 1 | 22 | 0 | 1 | 0 |
| Muitoa | 7 | 0 | 6 | 0 | 1 | 0 |
| Mo'unga'one | 15 | 1 | 13 | 0 | 1 | 0 |
| 'Uiha | 138 | 39 | 67 | 1 | 27 | 4 |
| Uiha | 76 | 34 | 33 | 1 | 4 | 4 |
| Felemea | 31 | 2 | 14 | 0 | 15 | 0 |
| Lofanga | 31 | 3 | 20 | 0 | 8 | 0 |
| Eua | 885 | 271 | 495 | 4 | 103 | 12 |
| Eua Motu'a | 508 | 161 | 270 | 4 | 70 | 3 |
| Ohonua | 221 | 63 | 104 | 1 | 52 | 1 |
| Tufuvai | 41 | 18 | 22 | 0 | 1 | 0 |
| Pangai | 59 | 35 | 16 | 0 | 8 | 0 |
| Houma | 55 | 18 | 35 | 0 | 2 | 0 |
| Ha'atu'a | 96 | 25 | 60 | 3 | 7 | 1 |
| Ta'anga | 36 | 2 | 33 | 0 | 0 | 1 |
| 'Eua fo'ou | 377 | 110 | 225 | 0 | 33 | 9 |
| Angaha | 65 | 18 | 30 | 0 | 10 | 7 |
| Futu | 51 | 27 | 22 | 0 | 2 | 0 |
| Esia | 37 | 13 | 24 | 0 | 0 | 0 |
| Sapa'ata | 24 | 11 | 12 | 0 | 1 | 0 |
| Fata'ulua | 36 | 10 | 22 | 0 | 3 | 1 |
| Mu'a | 28 | 7 | 20 | 0 | 1 | 0 |
| Tongamama'o | 29 | 3 | 25 | 0 | 1 | 0 |
| Petani | 57 | 10 | 35 | 0 | 11 | 1 |
| Mata'aho | 50 | 11 | 35 | 0 | 4 | 0 |

| Division/District | Purpose of Raising Livestock | | | | | |
|---------------------|------------------------------|-----------|---|---------------|---|---|
| | Total | No | Yes, for home consumption and social obligation | Yes, for sale | Yes, mainly for home consumption, but some sale | Yes, mainly for sale, but some home consumption |
| Ongo Niua | 273 | 62 | 176 | 0 | 33 | 2 |
| Niuatoputapu | 172 | 39 | 116 | 0 | 16 | 1 |
| Hihifo | 71 | 16 | 43 | 0 | 11 | 1 |
| Vaipoa | 37 | 2 | 30 | 0 | 5 | 0 |
| Falehau | 56 | 21 | 35 | 0 | 0 | 0 |
| Tafahi | 8 | 0 | 8 | 0 | 0 | 0 |
| Niufo'ou | 101 | 23 | 60 | 0 | 17 | 1 |
| Esia | 26 | 11 | 14 | 0 | 0 | 1 |
| Kolofo'ou | 11 | 3 | 8 | 0 | 0 | 0 |
| Sapaata | 26 | 6 | 15 | 0 | 5 | 0 |
| Fata'ulua | 13 | 1 | 12 | 0 | 0 | 0 |
| Mata'aho | 3 | 0 | 3 | 0 | 0 | 0 |
| Mu'a | 6 | 2 | 4 | 0 | 0 | 0 |
| Tongamama'o | 2 | 0 | 1 | 0 | 1 | 0 |
| Petani | 14 | 0 | 3 | 0 | 11 | 0 |

Table H 26: Private Household who raised Livestock by division, district and village

| Division/District/Village | Livestock | | | | | |
|---------------------------|--------------|--------------|------------|------------|------------|------------------------|
| | Pigs | Cattle | Horses | Sheep | Goats | Chicken (Local Breeds) |
| TONGA | 7,684 | 2,043 | 575 | 126 | 223 | 2,104 |
| Tongatapu | 4,630 | 923 | 93 | 53 | 67 | 970 |
| Kolofo'ou | 666 | 85 | 5 | 6 | 7 | 157 |
| Kolofo'ou | 312 | 65 | 4 | 3 | 4 | 62 |
| Ma'ufanga | 223 | 16 | 1 | 3 | 1 | 48 |
| Nukumotu | 6 | 0 | 0 | 0 | 0 | 2 |
| Popua | 116 | 4 | 0 | 0 | 2 | 43 |
| Tukutonga | 9 | 0 | 0 | 0 | 0 | 2 |
| Pangaimotu | 0 | 0 | 0 | 0 | 0 | 0 |
| Kolomotu'a | 905 | 130 | 13 | 13 | 13 | 208 |
| Kolomotu'a | 429 | 55 | 4 | 7 | 6 | 94 |
| Havelu | 117 | 23 | 0 | 2 | 1 | 28 |
| Tofoa | 183 | 21 | 3 | 0 | 4 | 34 |
| Hofoa | 66 | 6 | 0 | 0 | 0 | 14 |
| Puke | 75 | 15 | 5 | 2 | 1 | 24 |
| Sia'atoutai | 35 | 10 | 1 | 2 | 1 | 14 |
| Vaini | 821 | 158 | 13 | 14 | 15 | 153 |
| Vaini | 194 | 51 | 3 | 2 | 6 | 37 |
| Malapo | 63 | 17 | 1 | 1 | 0 | 5 |
| Longoteme | 49 | 6 | 0 | 0 | 0 | 2 |
| Folaha | 77 | 13 | 0 | 1 | 0 | 3 |
| Nukuhetulu | 46 | 3 | 1 | 2 | 0 | 2 |
| Veitongo | 51 | 9 | 1 | 4 | 2 | 14 |
| Ha'ateiho | 136 | 28 | 2 | 2 | 3 | 30 |
| Pea | 133 | 26 | 3 | 1 | 0 | 34 |
| Tokomololo | 72 | 5 | 2 | 1 | 4 | 26 |
| Tatakamotonga | 567 | 183 | 23 | 5 | 9 | 110 |
| Tatakamotonga | 136 | 42 | 4 | 0 | 2 | 24 |
| Holonga | 53 | 24 | 4 | 1 | 1 | 21 |
| Pelehake | 88 | 33 | 4 | 1 | 3 | 24 |
| Fua'amotu | 131 | 44 | 2 | 1 | 0 | 15 |
| Nakolo | 19 | 6 | 0 | 0 | 0 | 9 |
| Ha'asini | 70 | 9 | 3 | 0 | 1 | 10 |
| Lavengatonga | 33 | 7 | 3 | 0 | 1 | 3 |
| Haveluliku | 15 | 9 | 1 | 2 | 1 | 0 |
| Fatumu | 22 | 9 | 2 | 0 | 0 | 4 |
| Lapaha | 683 | 161 | 14 | 1 | 4 | 104 |
| Lapaha | 185 | 76 | 5 | 1 | 0 | 36 |
| Talasiu | 43 | 6 | 2 | 0 | 0 | 16 |
| Hoi | 23 | 4 | 0 | 0 | 1 | 3 |
| Nukuleka | 23 | 1 | 0 | 0 | 0 | 1 |
| Makaunga | 12 | 4 | 3 | 0 | 0 | 2 |
| Talafo'ou | 44 | 18 | 0 | 0 | 0 | 10 |

| Division/District/Village | Livestock | | | | | |
|---------------------------|--------------|------------|------------|-----------|-----------|------------------------|
| | Pigs | Cattle | Horses | Sheep | Goats | Chicken (Local Breeds) |
| Manuka | 22 | 0 | 0 | 0 | 0 | 0 |
| Navutoka | 61 | 11 | 1 | 0 | 0 | 4 |
| Kolonga | 158 | 35 | 2 | 0 | 2 | 17 |
| Afa | 43 | 1 | 1 | 0 | 0 | 5 |
| Niutoua | 66 | 5 | 0 | 0 | 1 | 10 |
| Eueiki | 3 | 0 | 0 | 0 | 0 | 0 |
| Fukave | 0 | 0 | 0 | 0 | 0 | 0 |
| Nukunuku | 576 | 112 | 17 | 7 | 11 | 127 |
| NUkunuku | 113 | 16 | 4 | 2 | 4 | 18 |
| Matahau | 58 | 4 | 0 | 0 | 0 | 16 |
| Matafonua | 30 | 1 | 3 | 1 | 0 | 6 |
| Fatai | 20 | 3 | 0 | 0 | 0 | 3 |
| Lakepa | 27 | 7 | 1 | 0 | 1 | 7 |
| Vaotu'u | 51 | 19 | 5 | 0 | 1 | 10 |
| Utulau | 44 | 14 | 0 | 1 | 2 | 15 |
| Ha'alalo | 35 | 4 | 1 | 1 | 0 | 7 |
| Ha'akame | 29 | 4 | 1 | 0 | 0 | 5 |
| Houma | 169 | 40 | 2 | 2 | 3 | 40 |
| Kolovai | 412 | 94 | 8 | 7 | 8 | 111 |
| Kolovai | 52 | 13 | 2 | 4 | 2 | 17 |
| Te'ekiu | 63 | 12 | 2 | 0 | 1 | 18 |
| Masilamea | 18 | 5 | 0 | 0 | 0 | 8 |
| Fahefa | 16 | 6 | 0 | 0 | 1 | 4 |
| Ha'utu | 22 | 6 | 1 | 1 | 1 | 4 |
| Kala'au | 17 | 0 | 0 | 0 | 0 | 4 |
| Fo'ui | 79 | 17 | 1 | 1 | 1 | 14 |
| Ha'avakatolo | 24 | 10 | 0 | 0 | 0 | 8 |
| Ahau | 38 | 7 | 2 | 1 | 1 | 10 |
| Kanokupolu | 34 | 9 | 0 | 0 | 0 | 11 |
| Ha'atafu | 31 | 8 | 0 | 0 | 1 | 11 |
| Atata | 18 | 1 | 0 | 0 | 0 | 2 |
| Vava'u | 1,473 | 669 | 200 | 36 | 36 | 453 |
| Neiafu | 376 | 198 | 21 | 9 | 11 | 112 |
| Neiafu | 268 | 147 | 14 | 6 | 7 | 72 |
| Makave | 18 | 11 | 1 | 1 | 0 | 0 |
| Toula | 26 | 15 | 1 | 0 | 1 | 12 |
| Utui | 3 | 2 | 1 | 0 | 0 | 2 |
| Ofu | 21 | 9 | 3 | 2 | 2 | 16 |
| Okoa | 40 | 13 | 0 | 0 | 0 | 10 |
| Olo'ua | 0 | 1 | 1 | 0 | 1 | 0 |
| Pangaimotu | 163 | 92 | 18 | 5 | 0 | 60 |
| Pangaimotu | 85 | 48 | 14 | 1 | 0 | 22 |
| Utulei | 22 | 15 | 0 | 0 | 0 | 18 |
| Nga'unoho | 26 | 8 | 0 | 4 | 0 | 9 |

| Division/District/Village | Livestock | | | | | |
|---------------------------|------------|------------|------------|----------|-----------|------------------------|
| | Pigs | Cattle | Horses | Sheep | Goats | Chicken (Local Breeds) |
| Utungake | 30 | 21 | 4 | 0 | 0 | 11 |
| Hahake | 219 | 96 | 17 | 5 | 4 | 56 |
| Ha'alaufuli | 44 | 23 | 12 | 3 | 1 | 5 |
| Ha'akio | 2 | 2 | 0 | 0 | 1 | 2 |
| Houma | 13 | 9 | 1 | 0 | 0 | 5 |
| Mangia | 12 | 7 | 0 | 0 | 2 | 4 |
| Ta'anea | 46 | 13 | 1 | 1 | 0 | 12 |
| Tu'anekeviale | 70 | 26 | 0 | 1 | 0 | 22 |
| Koloa | 21 | 12 | 2 | 0 | 0 | 3 |
| Holeva | 11 | 4 | 1 | 0 | 0 | 3 |
| Leimatu'a | 309 | 163 | 62 | 9 | 4 | 106 |
| Leimatu'a | 133 | 64 | 30 | 2 | 2 | 57 |
| Holonga | 62 | 43 | 22 | 3 | 2 | 31 |
| Feletoa | 37 | 18 | 5 | 2 | 0 | 3 |
| Mataika | 77 | 38 | 5 | 2 | 0 | 15 |
| Hihifo | 278 | 94 | 58 | 2 | 11 | 72 |
| Longomapu | 89 | 15 | 13 | 1 | 4 | 17 |
| Taoa | 54 | 38 | 4 | 1 | 1 | 12 |
| Tefisi | 80 | 28 | 28 | 0 | 5 | 29 |
| Vaimalo | 20 | 6 | 5 | 0 | 0 | 7 |
| Tu'anuku | 35 | 7 | 8 | 0 | 1 | 7 |
| Motu | 128 | 26 | 24 | 6 | 6 | 47 |
| Kapa | 8 | 6 | 3 | 0 | 0 | 1 |
| Falevai | 18 | 3 | 0 | 1 | 1 | 13 |
| Otea | 22 | 10 | 0 | 1 | 0 | 4 |
| Lape | 4 | 0 | 0 | 0 | 0 | 2 |
| Matamaka | 10 | 0 | 0 | 1 | 0 | 2 |
| Nuapapu | 22 | 2 | 16 | 1 | 2 | 3 |
| Ovaka | 18 | 5 | 1 | 1 | 2 | 11 |
| Taunga | 1 | 0 | 0 | 0 | 0 | 0 |
| Hunga | 25 | 0 | 4 | 1 | 1 | 11 |
| Foata Island | 0 | 0 | 0 | 0 | 0 | 0 |
| Ha'apai | 784 | 234 | 136 | 7 | 65 | 380 |
| Pangai | 255 | 145 | 72 | 5 | 23 | 119 |
| Pangai | 97 | 56 | 27 | 2 | 7 | 43 |
| Hihifo | 116 | 63 | 38 | 3 | 13 | 61 |
| Holopeka | 18 | 10 | 1 | 0 | 0 | 5 |
| Koulo | 24 | 16 | 6 | 0 | 3 | 10 |
| Foa | 145 | 56 | 24 | 0 | 10 | 74 |
| Fangale'ounga | 1 | 1 | 0 | 0 | 0 | 3 |
| Fotua | 30 | 13 | 3 | 0 | 2 | 6 |
| Lotofoa | 63 | 27 | 11 | 0 | 6 | 38 |
| faleloa | 48 | 14 | 10 | 0 | 2 | 26 |
| Ha'afakahenga | 0 | 0 | 0 | 0 | 0 | 0 |

| Division/District/Village | Livestock | | | | | |
|---------------------------|------------|------------|-----------|-----------|-----------|------------------------|
| | Pigs | Cattle | Horses | Sheep | Goats | Chicken (Local Breeds) |
| Ha'ateiho Si'i | 3 | 1 | 0 | 0 | 0 | 1 |
| Lulunga | 139 | 6 | 0 | 0 | 5 | 56 |
| Ha'afeva island | 45 | 4 | 0 | 0 | 2 | 17 |
| Tungua | 21 | 2 | 0 | 0 | 2 | 4 |
| Fotuha'a | 18 | 0 | 0 | 0 | 0 | 18 |
| 'O'ua | 20 | 0 | 0 | 0 | 0 | 14 |
| Matuku | 12 | 0 | 0 | 0 | 1 | 2 |
| Kotu | 23 | 0 | 0 | 0 | 0 | 1 |
| Mu'omu'a | 67 | 6 | 12 | 0 | 0 | 7 |
| Nomuka | 66 | 6 | 12 | 0 | 0 | 7 |
| Mango | 1 | 0 | 0 | 0 | 0 | 0 |
| Fonoifua | 0 | 0 | 0 | 0 | 0 | 0 |
| Ha`ano | 79 | 8 | 26 | 0 | 12 | 61 |
| Fakakai | 20 | 2 | 11 | 0 | 7 | 20 |
| Pukotala | 15 | 0 | 6 | 0 | 0 | 8 |
| Ha'ano | 23 | 5 | 7 | 0 | 1 | 21 |
| Muitoa | 7 | 1 | 2 | 0 | 0 | 6 |
| Mo'unga'one | 14 | 0 | 0 | 0 | 4 | 6 |
| 'Uiha | 99 | 13 | 2 | 2 | 15 | 63 |
| Uiha | 42 | 8 | 0 | 2 | 11 | 24 |
| Felemea | 29 | 2 | 0 | 0 | 1 | 15 |
| Lofanga | 28 | 3 | 2 | 0 | 3 | 24 |
| Eua | 596 | 209 | 76 | 27 | 37 | 163 |
| Eua Motu'a | 336 | 117 | 40 | 10 | 30 | 76 |
| Ohonua | 155 | 45 | 7 | 6 | 16 | 31 |
| Tufuvai | 22 | 9 | 3 | 0 | 0 | 1 |
| Pangai | 23 | 13 | 11 | 2 | 4 | 1 |
| Houma | 37 | 19 | 5 | 0 | 1 | 2 |
| Ha'atu'a | 67 | 24 | 11 | 1 | 8 | 38 |
| Ta'anga | 32 | 7 | 3 | 1 | 1 | 3 |
| 'Eua fo'ou | 260 | 92 | 36 | 17 | 7 | 87 |
| Angaha | 45 | 12 | 10 | 2 | 5 | 22 |
| Futu | 23 | 6 | 3 | 1 | 0 | 2 |
| Esia | 24 | 10 | 7 | 1 | 1 | 14 |
| Sapa'ata | 13 | 2 | 1 | 1 | 0 | 1 |
| Fata'ulua | 26 | 6 | 1 | 3 | 0 | 12 |
| Mu'a | 21 | 14 | 7 | 3 | 0 | 13 |
| Tongamama'o | 22 | 16 | 2 | 1 | 0 | 7 |
| Petani | 47 | 12 | 4 | 2 | 1 | 13 |
| Mata'aho | 39 | 14 | 1 | 3 | 0 | 3 |
| Ongo Niua | 201 | 8 | 70 | 3 | 18 | 138 |
| Niuaotupu | 124 | 2 | 34 | 2 | 10 | 94 |
| Hihifo | 47 | 1 | 10 | 0 | 9 | 43 |
| Vaipoa | 35 | 1 | 13 | 1 | 1 | 33 |

| Division/District/Village | Livestock | | | | | |
|---------------------------|-----------|----------|-----------|----------|----------|---------------------------|
| | Pigs | Cattle | Horses | Sheep | Goats | Chicken (Local Breeds) |
| Falehau | 34 | 0 | 8 | 0 | 0 | 11 |
| Tafahi | 8 | 0 | 3 | 1 | 0 | 7 |
| Niuafo'ou | 77 | 6 | 36 | 1 | 8 | 44 |
| Esia | 15 | 0 | 3 | 0 | 0 | 6 |
| Kolofo'ou | 8 | 1 | 5 | 0 | 0 | 4 |
| Sapaata | 20 | 3 | 10 | 1 | 5 | 9 |
| Fata'ulua | 11 | 0 | 1 | 0 | 2 | 7 |
| Mata'aho | 3 | 1 | 3 | 0 | 1 | 2 |
| Mu'a | 4 | 0 | 2 | 0 | 0 | 3 |
| Tongamama'o | 2 | 1 | 2 | 0 | 0 | 2 |
| Petani | 14 | 0 | 10 | 0 | 0 | 11 |

Table H 27: Private Households who produced handicrafts by division, district and village

| Division/District/Village | Handicrafts | | | | | |
|---------------------------|---------------|---------------|---|---------------|---|---|
| | Total | No | Yes, for home consumption and social obligation | Yes, for sale | Yes, mainly for home consumption, but some sale | Yes, mainly for sale, but some home consumption |
| TONGA | 18,005 | 13,490 | 2,107 | 937 | 943 | 528 |
| Tongatapu | 12,953 | 10,523 | 1,132 | 595 | 432 | 271 |
| Kolofo'ou | 3,108 | 2,757 | 143 | 119 | 51 | 38 |
| Kolofo'ou | 1,475 | 1,358 | 44 | 45 | 16 | 12 |
| Ma'ufanga | 1,237 | 1,083 | 65 | 52 | 24 | 13 |
| Nukumotu | 8 | 8 | 0 | 0 | 0 | 0 |
| Popua | 312 | 241 | 29 | 22 | 8 | 12 |
| Tukutonga | 75 | 66 | 5 | 0 | 3 | 1 |
| Pangaimotu | 1 | 1 | 0 | 0 | 0 | 0 |
| Kolomotu'a | 3,031 | 2,630 | 217 | 112 | 43 | 29 |
| Kolomotu'a | 1,377 | 1,238 | 75 | 38 | 18 | 8 |
| Havelu | 617 | 538 | 51 | 21 | 4 | 3 |
| Tofoa | 590 | 480 | 65 | 23 | 14 | 8 |
| Hofoa | 193 | 172 | 8 | 7 | 1 | 5 |
| Puke | 156 | 115 | 12 | 20 | 5 | 4 |
| Sia'atoutai | 98 | 87 | 6 | 3 | 1 | 1 |
| Vaini | 2,201 | 1,693 | 256 | 124 | 98 | 30 |
| Vaini | 576 | 507 | 34 | 22 | 8 | 5 |
| Malapo | 106 | 68 | 5 | 33 | 0 | 0 |
| Longoteme | 101 | 41 | 42 | 2 | 11 | 5 |
| Folaha | 162 | 92 | 45 | 9 | 15 | 1 |
| Nukuhetulu | 63 | 38 | 13 | 10 | 1 | 1 |
| Veitongo | 179 | 155 | 11 | 5 | 8 | 0 |
| Ha'ateiho | 449 | 354 | 40 | 23 | 22 | 10 |
| Pea | 345 | 275 | 40 | 9 | 16 | 5 |
| Tokomololo | 220 | 163 | 26 | 11 | 17 | 3 |
| Tatakamotonga | 1,248 | 925 | 140 | 74 | 49 | 60 |
| Tatakamotonga | 324 | 270 | 35 | 14 | 1 | 4 |
| Holonga | 89 | 68 | 8 | 1 | 2 | 10 |
| Pelehake | 149 | 95 | 12 | 5 | 22 | 15 |
| Fua'amotu | 309 | 242 | 43 | 16 | 6 | 2 |
| Nakolo | 65 | 45 | 3 | 15 | 1 | 1 |
| Ha'asini | 158 | 105 | 10 | 9 | 11 | 23 |
| Lavengatonga | 65 | 43 | 10 | 7 | 3 | 2 |
| Haveluliku | 26 | 23 | 2 | 0 | 0 | 1 |
| Fatumu | 63 | 34 | 17 | 7 | 3 | 2 |
| Lapaha | 1,234 | 906 | 164 | 50 | 69 | 45 |
| Lapaha | 331 | 247 | 56 | 5 | 16 | 7 |
| Talasiu | 58 | 21 | 9 | 6 | 19 | 3 |
| Hoi | 75 | 67 | 0 | 4 | 4 | 0 |
| Nukuleka | 45 | 42 | 1 | 1 | 1 | 0 |
| Makaunga | 58 | 51 | 2 | 4 | 1 | 0 |

| Division/District/Village | Handicrafts | | | | | |
|---------------------------|--------------|--------------|---|---------------|---|---|
| | Total | No | Yes, for home consumption and social obligation | Yes, for sale | Yes, mainly for home consumption, but some sale | Yes, mainly for sale, but some home consumption |
| Talafo'ou | 74 | 55 | 9 | 0 | 6 | 4 |
| Manuka | 46 | 46 | 0 | 0 | 0 | 0 |
| Navutoka | 117 | 102 | 8 | 1 | 3 | 3 |
| Kolonga | 216 | 140 | 31 | 20 | 8 | 17 |
| Afa | 71 | 38 | 20 | 4 | 3 | 6 |
| Niutoua | 130 | 87 | 25 | 5 | 8 | 5 |
| Eueiki | 12 | 9 | 3 | 0 | 0 | 0 |
| Fukave | 1 | 1 | 0 | 0 | 0 | 0 |
| Nukunuku | 1,391 | 1,097 | 96 | 86 | 75 | 37 |
| NUkunuku | 370 | 280 | 29 | 42 | 12 | 7 |
| Matahau | 105 | 88 | 4 | 3 | 3 | 7 |
| Matafonua | 45 | 27 | 12 | 0 | 4 | 2 |
| Fatai | 59 | 53 | 1 | 3 | 2 | 0 |
| Lakepa | 54 | 48 | 1 | 3 | 0 | 2 |
| Vaotu'u | 81 | 71 | 2 | 4 | 4 | 0 |
| Utulau | 98 | 89 | 4 | 0 | 4 | 1 |
| Ha'alalo | 103 | 79 | 8 | 11 | 3 | 2 |
| Ha'akame | 116 | 96 | 0 | 6 | 14 | 0 |
| Houma | 360 | 266 | 35 | 14 | 29 | 16 |
| Kolovai | 740 | 515 | 116 | 30 | 47 | 32 |
| Kolovai | 118 | 100 | 9 | 0 | 7 | 2 |
| Te'ekiu | 104 | 67 | 21 | 6 | 5 | 5 |
| Masilamea | 34 | 20 | 6 | 4 | 4 | 0 |
| Fahefa | 71 | 60 | 1 | 8 | 1 | 1 |
| Ha'utu | 39 | 27 | 3 | 1 | 1 | 7 |
| Kala'au | 26 | 12 | 12 | 1 | 1 | 0 |
| Fo'ui | 104 | 64 | 21 | 1 | 16 | 2 |
| Ha'avakatolo | 40 | 29 | 4 | 1 | 3 | 3 |
| Ahau | 61 | 31 | 16 | 4 | 4 | 6 |
| Kanokupolu | 65 | 51 | 6 | 4 | 2 | 2 |
| Ha'atafu | 47 | 25 | 15 | 0 | 3 | 4 |
| Atata | 31 | 29 | 2 | 0 | 0 | 0 |
| Vava'u | 2,715 | 1,776 | 483 | 161 | 218 | 77 |
| Neiafu | 1,041 | 803 | 143 | 37 | 30 | 28 |
| Neiafu | 743 | 581 | 108 | 26 | 16 | 12 |
| Makave | 72 | 69 | 1 | 0 | 2 | 0 |
| Toula | 83 | 50 | 23 | 4 | 3 | 3 |
| Utui | 55 | 51 | 3 | 0 | 1 | 0 |
| Ofu | 26 | 10 | 1 | 0 | 5 | 10 |
| Okoa | 48 | 40 | 5 | 2 | 1 | 0 |
| Olo'ua | 14 | 2 | 2 | 5 | 2 | 3 |
| Pangaimotu | 232 | 126 | 57 | 20 | 22 | 7 |
| Pangaimotu | 125 | 70 | 21 | 16 | 14 | 4 |

| Division/District/Village | Handicrafts | | | | | |
|---------------------------|--------------|------------|---|---------------|---|---|
| | Total | No | Yes, for home consumption and social obligation | Yes, for sale | Yes, mainly for home consumption, but some sale | Yes, mainly for sale, but some home consumption |
| Utulei | 24 | 7 | 16 | 0 | 1 | 0 |
| Nga'unoho | 27 | 18 | 8 | 0 | 1 | 0 |
| Utungake | 56 | 31 | 12 | 4 | 6 | 3 |
| Hahake | 403 | 296 | 49 | 37 | 13 | 8 |
| Ha'alaufuli | 84 | 81 | 1 | 1 | 0 | 1 |
| Ha'akio | 23 | 22 | 1 | 0 | 0 | 0 |
| Houma | 17 | 7 | 6 | 1 | 3 | 0 |
| Mangia | 17 | 17 | 0 | 0 | 0 | 0 |
| Ta'anea | 128 | 119 | 6 | 0 | 2 | 1 |
| Tu'anekeviale | 82 | 30 | 13 | 32 | 2 | 5 |
| Koloa | 31 | 10 | 16 | 2 | 3 | 0 |
| Holeva | 21 | 10 | 6 | 1 | 3 | 1 |
| Leimatu'a | 482 | 278 | 88 | 34 | 65 | 17 |
| Leimatu'a | 235 | 156 | 47 | 13 | 16 | 3 |
| Holonga | 83 | 45 | 15 | 2 | 12 | 9 |
| Feletoa | 58 | 22 | 4 | 15 | 17 | 0 |
| Mataika | 106 | 55 | 22 | 4 | 20 | 5 |
| Hihifo | 385 | 162 | 107 | 24 | 79 | 13 |
| Longomapu | 109 | 46 | 3 | 15 | 38 | 7 |
| Taoa | 98 | 40 | 46 | 0 | 12 | 0 |
| Tefisi | 102 | 40 | 44 | 0 | 17 | 1 |
| Vaimalo | 23 | 7 | 4 | 9 | 2 | 1 |
| Tu'anuku | 53 | 29 | 10 | 0 | 10 | 4 |
| Motu | 172 | 111 | 39 | 9 | 9 | 4 |
| Kapa | 10 | 6 | 3 | 0 | 1 | 0 |
| Falevai | 20 | 7 | 11 | 1 | 0 | 1 |
| Otea | 23 | 23 | 0 | 0 | 0 | 0 |
| Lape | 5 | 2 | 1 | 0 | 2 | 0 |
| Matamaka | 23 | 13 | 9 | 1 | 0 | 0 |
| Nuapapu | 23 | 16 | 1 | 2 | 3 | 1 |
| Ovaka | 20 | 6 | 8 | 4 | 0 | 2 |
| Taunga | 9 | 3 | 5 | 0 | 1 | 0 |
| Hunga | 39 | 35 | 1 | 1 | 2 | 0 |
| Foeata Island | 0 | 0 | 0 | 0 | 0 | 0 |
| Ha'apai | 1,179 | 602 | 291 | 98 | 110 | 78 |
| Pangai | 433 | 282 | 84 | 19 | 28 | 20 |
| Pangai | 214 | 172 | 20 | 8 | 10 | 4 |
| Hihifo | 159 | 70 | 45 | 10 | 18 | 16 |
| Holopeka | 22 | 4 | 18 | 0 | 0 | 0 |
| Koulo | 38 | 36 | 1 | 1 | 0 | 0 |
| Foa | 236 | 109 | 79 | 9 | 29 | 10 |
| Fangale'ounga | 24 | 10 | 14 | 0 | 0 | 0 |
| Fotua | 42 | 26 | 6 | 4 | 3 | 3 |

| Division/District/Village | Handicrafts | | | | | |
|---------------------------|-------------|------------|---|---------------|---|---|
| | Total | No | Yes, for home consumption and social obligation | Yes, for sale | Yes, mainly for home consumption, but some sale | Yes, mainly for sale, but some home consumption |
| Lotofoa | 70 | 14 | 40 | 2 | 8 | 6 |
| faleloa | 64 | 38 | 11 | 3 | 11 | 1 |
| Ha'afakahenga | 17 | 16 | 1 | 0 | 0 | 0 |
| Ha'ateiho Si'i | 19 | 5 | 7 | 0 | 7 | 0 |
| Lulunga | 184 | 100 | 28 | 18 | 22 | 16 |
| Ha'afeva island | 57 | 20 | 12 | 5 | 10 | 10 |
| Tungua | 37 | 13 | 7 | 11 | 4 | 2 |
| Fotuha'a | 19 | 7 | 5 | 0 | 7 | 0 |
| 'O'ua | 25 | 17 | 3 | 0 | 1 | 4 |
| Matuku | 16 | 16 | 0 | 0 | 0 | 0 |
| Kotu | 30 | 27 | 1 | 2 | 0 | 0 |
| Mu'omu'a | 99 | 29 | 16 | 42 | 8 | 4 |
| Nomuka | 81 | 22 | 16 | 31 | 8 | 4 |
| Mango | 8 | 5 | 0 | 3 | 0 | 0 |
| Fonoifua | 10 | 2 | 0 | 8 | 0 | 0 |
| Ha`ano | 89 | 42 | 38 | 1 | 8 | 0 |
| Fakakai | 25 | 7 | 18 | 0 | 0 | 0 |
| Pukotala | 18 | 13 | 3 | 0 | 2 | 0 |
| Ha'ano | 24 | 14 | 7 | 1 | 2 | 0 |
| Muitoa | 7 | 4 | 2 | 0 | 1 | 0 |
| Mo'unga'one | 15 | 4 | 8 | 0 | 3 | 0 |
| 'Uiha | 138 | 40 | 46 | 9 | 15 | 28 |
| Uiha | 76 | 33 | 33 | 8 | 1 | 1 |
| Felemea | 31 | 4 | 5 | 1 | 5 | 16 |
| Lofanga | 31 | 3 | 8 | 0 | 9 | 11 |
| Eua | 885 | 461 | 138 | 73 | 127 | 86 |
| Eua Motu'a | 508 | 276 | 52 | 61 | 68 | 51 |
| Ohonua | 221 | 92 | 19 | 27 | 56 | 27 |
| Tufuvai | 41 | 31 | 3 | 5 | 0 | 2 |
| Pangai | 59 | 49 | 6 | 0 | 3 | 1 |
| Houma | 55 | 53 | 1 | 0 | 0 | 1 |
| Ha'atu'a | 96 | 25 | 13 | 29 | 9 | 20 |
| Ta'anga | 36 | 26 | 10 | 0 | 0 | 0 |
| 'Eua fo'ou | 377 | 185 | 86 | 12 | 59 | 35 |
| Angaha | 65 | 32 | 10 | 1 | 13 | 9 |
| Futu | 51 | 35 | 5 | 0 | 4 | 7 |
| Esia | 37 | 16 | 6 | 0 | 15 | 0 |
| Sapa'ata | 24 | 21 | 1 | 0 | 1 | 1 |
| Fata'ulua | 36 | 19 | 6 | 0 | 6 | 5 |
| Mu'a | 28 | 19 | 5 | 0 | 2 | 2 |
| Tongamama'o | 29 | 13 | 7 | 8 | 1 | 0 |
| Petani | 57 | 24 | 16 | 3 | 8 | 6 |
| Mata'aho | 50 | 6 | 30 | 0 | 9 | 5 |

| Division/District/Village | Handicrafts | | | | | |
|---------------------------|-------------|------------|---|---------------|---|---|
| | Total | No | Yes, for home consumption and social obligation | Yes, for sale | Yes, mainly for home consumption, but some sale | Yes, mainly for sale, but some home consumption |
| Ongo Niua | 273 | 128 | 63 | 10 | 56 | 16 |
| Niuaotoputapu | 172 | 66 | 34 | 10 | 47 | 15 |
| Hihifo | 71 | 20 | 15 | 0 | 22 | 14 |
| Vaipoa | 37 | 2 | 14 | 10 | 11 | 0 |
| Falehau | 56 | 41 | 4 | 0 | 10 | 1 |
| Tafari | 8 | 3 | 1 | 0 | 4 | 0 |
| Niuafo'ou | 101 | 62 | 29 | 0 | 9 | 1 |
| Esia | 26 | 13 | 13 | 0 | 0 | 0 |
| Kolofo'ou | 11 | 11 | 0 | 0 | 0 | 0 |
| Sapaata | 26 | 17 | 5 | 0 | 3 | 1 |
| Fata'ulua | 13 | 3 | 10 | 0 | 0 | 0 |
| Mata'aho | 3 | 3 | 0 | 0 | 0 | 0 |
| Mu'a | 6 | 6 | 0 | 0 | 0 | 0 |
| Tongamama'o | 2 | 1 | 0 | 0 | 1 | 0 |
| Petani | 14 | 8 | 1 | 0 | 5 | 0 |

Part 2: Census 2016 Background

2.1 Introduction

The Census is the official count of population, dwellings and households in Tonga and it provides a 'snapshot' of the country at one specific point in time: 30th of November 2016. Since 1956 until 2006, Census has been taken once in every ten years.

The census provides a unique source of detailed demographic, social and economic data relating the entire population and its most precious resource of its people. This information is used for policy making and planning, monitoring and evaluation, research and other decision-making.

The census is often the primary source of information such as used for allocation of public funding, especially in areas such as health, education and social policy. The main users of this information are the government, local authorities, education facilities (such as schools and tertiary organizations), businesses, community organizations and the public in general.

The population census 2016 was the second population census by 5 years interval or after 5 years from the previous census in 2011. This was requested by the Electoral Boundary Commission (EBC) according to its Act 2010. Of this Electoral Boundary Commission Act 2010, Section 21(1) & (2) states;

- (1) *To facilitate the second determination of boundaries under this Act, the Minister responsible for the administration of the Statistics Act shall cause a **general population census** to be carried out before the **next General Election**.*
- (2) *The Government Statistician shall certify and provide to the Commission such Information, calculations and projections that the Commission may enable it to perform its functions under this Act.*

2.2 Census History

The 2016 Census was taken under the authority of revised Statistics Act No. 7 of 2015. A review of the Statistical Act (1978) Chapter 53, which empowers the Minister of Finance to make regulations necessary to conduct the population Census. This regulation was approved by the Cabinet and cited as Census Regulation 2011. The Census regulations also indicate that the Government Statistician is responsible for the administration and completion of the Census, in addition, the regulations enabled the Statistics Department to carry out the necessary activities required to plan, manage and implement all the necessary Census activities.

Censuses of population were first taken in England and Scotland in March 1801, Ireland in 1811 and Australia in 1828. The first New Zealand was undertaken in 1851. A national population census has been taken in Tonga since 1921, although there were counts as early as 1891. After World War II, censuses in Tonga were taken regularly once in every ten years beginning in 1956 up to 2006. In 2011 Census of Population and Housing was the first time to conduct Census in a five-yearly interval, and 2016 is the second one.

1.1 Census planning and management

From a planning and management perspective, the Census had two main objectives. Firstly, it was to ensure that the process of collecting, compiling, evaluating, analysing and disseminating of demographic, economic and social data was conducted in a timely and accurate manner. The development of procedures and processes for the 2016 Census of Population and Housing made use of the lessons learned in previous censuses, and built upon recommendations for improvements.

Secondly, it was a valuable opportunity for building the capacities of employees of the Statistics Department (SD), thus resulting in enhancing the image, credibility and reputation of the Department and at the same time, strengthening its infrastructure. Emphasis was placed on having a senior staff with a wide perspective and leadership qualities.

Through the use of vision, planning, coordination, delegation of responsibility and a strong team spirit, the census work was conducted in an effective and efficient manner. Incentives for other parties to participate, both within and outside the government, were encouraged. As a result, the wider community including donors such as UNICEF, the Secretariat of the Pacific Community (SPC) in Noumea, that provided the technical assistance and the general public, were able to support the census project.

The most distinct feature about the 2016 Population and Housing Census was using new technology –tablets using CAPI for data collection. Tonga had been the first country in the Pacific to use tablets for a Population Census. Statistics Department had planned taking into account the great advantages that associated this methodology. Tablets were able to contribute to cutting down budget cost, and avoid long period taken for data processing phase and not the least enable monitoring of fieldwork simultaneously. Later advantages includes institutionalizing across ministries these equipments.

There were 600 tablets all together where 100 was donated by UNICEF and 500 purchased by Tonga Government. Out of those 600, 55 Huawei tablets were purchased first and used during the Census Listing and 545 Samsung tablets were later purchased prior fieldwork.

Data consistency between censuses was an important consideration in the overall census planning. Demands for and the use of data, improvement in data accessibility and analytical tools were also considered.

Extensive and detailed planning is needed to conduct a successful census. Areas that required planning include: enumeration procedures and fieldwork, public communication, data processing and output systems, mapping and the design of census block boundaries, dissemination procedures, content determination and questionnaire development and training. These aspects, and how they interacted with each other, played a crucial role in determining the quality of all of the census outputs. Each phase therefore required careful, methodical planning and testing. The details of such activities, and their implementation and responsibilities were assigned to 5 sub-committees composed of staff members of the SD.

2.3 Computer-Assisted Personal Interview (CAPI)

To improve data quality in data collection, The Tonga National Statistics Office (TNSO), in collaboration with the Statistics for Development Division (SDD) of the Pacific Community (SPC), embarked on a new venture to use CAPI technology in their data collection for the 2016 Population and Housing Census.

One the biggest challenge in National Statistics Office is the collection of good quality data – data which is reliable and timely and the TNSO was one of the first countries in the Pacific region to use the technology in their Population Census.

Through the recommendation and technical assistance of SDD, the World Bank Survey Solution application was used for the data collection which involves the use of 600 Android Tablets to be used by Interviewers for the data collections, and Supervisors and Headquarters in their monitoring and evaluation of the data collection.

The Survey Solution software was identified as one of the best tool for data collection due to its capabilities of monitor data collection and data quality. Every completed questionnaire is sent to the respective supervisors to check and either rejects the questionnaire back to the interviewers if there are any errors/inconsistencies or approves the questionnaire if he/she is satisfied with the completed questionnaire. Rejected questionnaires are then verified and corrected by the interviewers with the respective household while they are still in the field, which ensures data quality is collected from the field by the interviewers.

The use of the GPS in the tablets, together with the capturing the photo of each visited house ensures the interviewers are visiting their correct Enumeration Area (EA) as well as proof of visiting the house. With the GPS points, Supervisors

and Headquarters staffs were able to plot these GPS points on the map and identify those interviewers who may have enumerated in a wrong EA or had overlapped to other EAs assigned to another interviewer. In summary, improved data quality is attained through correcting survey processes during the field operation.

One of the biggest advantages of using Survey Solutions was the capability to allow for data collection to continue without internet access and this gives more flexibility for interviewers to undertake their work in areas without internet access and only synchronizes the completed questionnaires once they have access to the internet later.

Digicel was the main service provider for the technology which includes tablets for the Pilot, 3G SIM Cards, DATA and other technical assistance in terms of APN (Access Point Network) and daily reports of data usage by the tablet users. There was only one island where the other service provider was used as Digicel coverage was not so efficient.

The Questionnaire was designed using the Survey Solution Questionnaire Designer Tool, which has the facilities to include validations, consistency and logic checks as well as well-designed skip patterns to assist the interviewers in collecting good quality data.

The use of CAPI involves massive planning, preparation, training and testing and this resulted in a number of trainings being undertaken by the staff of the TNSO with SDD in Questionnaire Design and the full process of using Survey Solution Tools.

A listing was undertaken first, which was a good introduction to the technology as it was only for a few questions and the staff, together with about 50 project staff, were able to learn the different processes involved as well as get acquainted to the use of tablets for data collection.

Following the listing, was the Pilot testing and then followed by the Training of Trainers (TOT) of about 100 persons who went through intensive training for two full weeks in the full processes of using tablets. Most of these training were mainly on practical work where they were trained to being an Interviewer, a Supervisor as well as being a Headquarter so they fully understand the different processes and responsibilities involved with these three components of Survey Solutions. After completion of the training, they were then dispatched to their respective areas to train their interviewers before the actual enumeration starts.

2.4 Administrative Framework

2.4.1 Government Approval

The SD first sought the Minister of Finance's approval to conduct this census. Once, this approval was received, the census proposal was prepared. The proposal was submitted to the Minister of Finance for endorsement to the Cabinet with the recommendation **"That the Statistics Department conduct the Tonga Population Census and Housing on 30th November 2016(census date), and Ministry of Finance and National Planning assist with obtaining of necessary funding for the census be approved."**

2.4.2 National Census Steering Committee

The National Census Steering Committee (NCSC) consisting of the Head of both Government and Non-Government Organization was started early 2016 to oversee the overall national census operation under the chairmanship of the Secretary for Finance with the Government Statistician (GS) as secretary. The census steering committee was a high level committee that approved and endorsed the plans and activities of the census. Policy issues that needed to be addressed were submitted to the steering committee for approval prior to the census team and sub-committees designation of the activities necessary to address the tasks.

In 2016 the Census Steering Committee members several times were called upon during the preparation period to discuss and approve of the plans of the Census 2016. These meetings were also opportunities for members to input their organization needs into census questionnaire.

Members of the Steering Committee: Secretary of Finance (*Chairperson*) Director of Education (*Vice-chairperson*), Government Statistician (*secretary*), Director of Health, Director of Agriculture, Secretary of Labour, Commerce and Industries, Director of Tonga Red Cross, Director of MEIDCC, Director of Family Health and Planning, Deputy Director Ministry of Internal Affairs – Disability and Social Protection, Director of Tonga Health, United Nation Office, Ministry of Justice, Chamber of Commerce and Industries, Secretary for Lands, Survey & Natural Resources, Governor of the National Reserve Bank, Prime Minister Office Secretary General.

2.4.3 Organizational structure of the Census

In preparation for the 2016 Census a new form of organization structure of the Census was established and approved by the Government Statistician. A structure where all planning and tasks involved with preparation and conducting the Census was given to the Census Team that consisted of Statistics Staff from the SACA (Statistical Advise and Capacity Assistance Group).

A. National Census Steering Committee

The National Census Steering Committee is responsible for endorsing and approving the census plans and activities. (*Refer to Section 1.4.2 National Census Steering Committee*)

B. Government Statistician

In charge of approving the plans and activities of the census and bringing it forth to the Census Steering Committee and reporting to the Minister of Finance with regards to Census task.

C. Census Manager

The responsibilities of the Census Manager is most important for with it is the focal point of the Census activity as a whole. This task was assigned to *Mr Winston Fainga'anuku*. The job of the Census Manger was to plan and prepare for the Census operations and take lead doing so and monitoring the Census task beginning from preparation to dissemination phase. All methodologies and procedures are all his task. He also assigns the core activities to the rest of the census team not only is responsible to inform the Government Statistician and the Census Steering Committee.

D. Census Team

A taskforce lead by the Census Manager and 4 other staff members. Census operations were divided into five tasks based on the core activities and one task was assigned to each member of the team to be responsible for. This included Mapping, Publicity, Training, Fieldwork and Data Processing.

i) Mapping Personnel

The Census Manager was responsible for mapping task because he was with most knowledge and expertise about the enumeration boundaries. Updating and digitizing of new Enumeration Blocks was under the responsibility of the mapping personnel, and ensuring that all settlements are assigned to a specific block.

ii) Publicity Personnel

This task involved looking after all publicity programs and actions for awareness done with regards to Census. The officer in charge was responsible for scheduling TV programs and advertisements, designing roadside banners and putting them up, informative text messages through Ucall Company, printed t-shirts and umbrellas for the Census staff.

iii) Training Personnel

Responsibilities of this officer was to arrangements of venues, list of participants, arranging catering, purchase and prepare materials for the training period and all other activities directly linked to before and during Census Training of Trainers and Training of Supervisors and Enumerators.

iv) Fieldwork Personnel

Responsible for monitoring of fieldwork, preparation distributing and collecting of materials and field equipment such as tablets, bags, questionnaire manual and umbrella, arranging transportation and other task with regards to the enumeration period.

v) Data Processing Personnel

Data processing procedures were quite different this round of census as CAPI and tablets were being used. However the census manager was in charge of the area monitoring the system to ensure the data is quality assured, also responsible for data cleaning with the assistance of SPC.

vi) Financial Personnel

The officer responsible for all financial expenses, aligning according to census budget and keeping records of all expenses. Also coordinates with SD account division.

vii) IT Technical Personnel

Responsible for registering of tablets and its setup and installation of the survey solutions designer and interviewer, testing of the tablet's status and internet coverage, preparing technical equipment need for the TOT and Training of enumerations, address the main technical support for IT technical needs arise during fieldwork, and maintenance of the electronic equipments.

2.4.4 The Mapping

The task of the Mapping Personnel was to ensure that good quality maps were produced. The objective was to ensure that the maps provided complete coverage of the country, and designed to accommodate a reasonable workload of one census enumerator per census block.

Updates were made after Census 2011 and before Census 2016. Census Block boundaries were re- designed by merging or splitting existing census blocks to achieve an average of 50 households per census block.

Various updates within the census block maps were made. These included the drawing new block boundaries, roads and other landmarks to ensure that current and accurate information was provided to the enumerators. Reliable maps, both for enumerators and supervisors are necessary ingredients to assist in avoiding any under or over – counting during enumeration. Included in the package of maps was: PCmap1 which indicated where the census block was located; PCmap 2 indicating details about the boundaries of the census blocks, along with the numbers of the households within the block; and a list of the head of each household on the map.

2.4.5 Pre-listing of Households

The purpose of the pre-listing of households for this population census is to establish a firm framework in which the rest of the Enumeration can be undertaken. It is a most important part of the population census and it is essential that this part be done as carefully as the rest of the census enumeration. A pre-listing carefully done before the census prevents later errors and confusion and makes the later stages of the enumeration easier. During the pre-listing the tablets system was being used to enumerate the whole population for the first time.

The Household is the major grouping unit used in this census. It is composed of the other major units of enumeration, the Individual. What, then, is a Household? It is defined here as **“Those persons who usually eat together and share the work of preparing the food and/or the cost or work of providing it.”** Normally household members also live and sleep in the same building but experience has shown that this is not always so, which is why the definition is based on eating together rather than on living or sleeping in the same building.

As an example, take a family consisting of a father, mother, and teenage unmarried son, an adult married son and his wife and two small daughters. If they share eating arrangements they should be enumerated as one household. This would remain true even if the father works as a night watchman and does not sleep at home six nights a week, or if the teenage son often spends the night away who knows where. It also remains true if, for instance, on census night the men in the household spend the night fishing and stay on a small island offshore in a temporary shelter and return home next morning.

If the adult son, his wife and two small daughters live in another house and maintain their own eating arrangements they are a separate household - even if the houses are adjacent and the two families are on the closest possible terms. If the adult married son and his family live in another house but normally eat with the parents and the rest of the family, they remain one household.

A household may be found in a variety of forms. It may spread over more than one building. Members of a family may sleep in two or even more buildings but share one place to cook and eat. They should be enumerated as one Household. Two or more households can be found in one building. Two or more families who share the same building but who do not normally prepare food and eat together should be enumerated as two households, e.g. blocks of flats or servants who have their own quarters. Households may be found in buildings intended primarily for other purposes. A family may live in the back of their shop for instance. Boats tied up to a dock or even pulled up on shore may be permanently lived in and be counted as Households. Enumerators should look out for such dwellings and enumerate their occupants as a household if they meet the definition.

In doubtful cases, instead of grouping people into one Household who should perhaps be separated, it is better to use two households.

Some households will be based in Institutions such as hotels, dormitories, prisons or military institutions. An Institution, for census purposes may be defined as an organisation providing specified services or performing some general function for a group of residents or inmates who will normally be unrelated to each other. In listing households for these Institutions the common eating arrangement still applies, so that it is possible, for instance, that more than one household will occur in the grounds of one Institution. Where a group of unrelated, institution-based persons have common eating arrangements, they should be treated as one Household and the Head of Household identified as the one who has administrative responsibility, supervises or, by common consent, seems to have some leadership authority.

2.4.6 The Publicity

The publicity personnel responsibility was to ensure that the general public understood the benefits of the census, why each person was required to take part and to know how, when and what they needed to do to take part.

The task of striving to obtain an understanding and the cooperation of every individual in the country through effective use of publicity was of great importance for the quality of responses required by the Census. To achieve this, the publicity sub-committee established a publicity framework. This included the use of TV, radio programs, newspaper, IDs, and Census banners.

TV and radio programs were first presented by the GS, Chairperson of the NCSC and Census Manager on the 2nd week of August, 2016, and then ran every week before and during the census collection period. They were

used to inform the general public about the progress and the need for cooperation on the census. During the last two weeks just prior to the enumeration, these programs were used to brief the people of Tonga about the nature of the questions that they would be asked. There were also radio talkback programs where the public had the opportunity to query and comment on the census.

Banners were used to display the Census slogan, **'Remember to be counted'**, and the dates of enumeration period and census night. Similarly, T-shirts and umbrellas were printed with a similar content as the banners to promote awareness about the Census. Radio programs directed specifically towards the teachers were also used for publicity to assist in informing teachers who were involved in training and other programs.

2.4.7 The Training

The activities of the training began with the various preparations including combining and printing manuals – enumerators 'and supervisors' questionnaire manual, prior arrangements of venues and catering for the training and not the least preparation of training materials. The activities were led by the training personnel.

The structure and implementation of the training program was managed mainly by the census manager and the training personnel. This was to ensure that the training program is addressing a particular area of work included adequate reference to other related areas since there was substantial interaction among the different areas of work.

Two weeks training of census trainers was conducted during the first and second week of October 2016, and then followed by two weeks training sessions of all census supervisors and enumerators throughout the Kingdom. The training sessions were divided into 8-9 days sessions in each training centre. During the training, teachers were given tablets taught step by step on operating the device and thorough explanation of the questionnaire by modules to ensure they understand the definition and target of each question. To test their knowledge teachers were given scenarios to use to complete the questionnaire, also they were asked to enumerate 2 or more households and synchronize. This enabled them to see how the tablet system operates and to discuss in groups the errors and queries that aroused especially with the questionnaire.

In Tongatapu there were 7 enumerators and supervisors training centres and 1 each in for Vava'u, Ha'pai, 'Eua, and Ongo Niua all located across the primary schools.

Training sessions for the outer islands were conducted close to the enumeration period, when training officers moved from the main islands with all necessary materials for training and enumerations. This was to minimize traveling expenses, since officers from SD spent about 6 – 8 weeks in the islands carrying out training and enumeration activities.

2.4.8 Fieldwork

The hierarchical structure of the tablet system was of clear defined levels and one which ensured that all was cooperating also enabled the SD office to monitor the work of the enumerators and supervisors during the period. Issues that aroused were dealt with according to the hierarchy.

The highest level of the hierarchy was the Headquarter which were the officer who did the final approval of the questionnaire form. Second level of the hierarchy is the Supervisors which was the senior officers and teachers who were responsible for the first hand detail checking of the questionnaire forms send to them by the enumerators. The bottom rank was the enumerators who were responsible for enumerating and sending the forms to the supervisors for checking and from there to the headquarters.

The enumerators were divided into groups in according to the location of the block they were to enumerate. Each group consist an average of 6 enumerators who were to report to 1 supervisor. Each supervisor was to report to headquarter and headquarters was responsible for an average of 2 supervisors and respective teams. Every enumerator was assigned 1 census block to enumerate in time using the tablets that was distributed to them during the training period.

The selection of Enumerators and Supervisors was made from primary school teachers. Where possible, the teacher who resided or close to a particular census block was the enumerator of that block. This was an additional asset due to the local knowledge of the teacher about the census block boundaries and its residents.

The enumeration procedures were publicly announced on the first day of the enumeration, the 28th of November, noting that the responsible enumerator should visit all households. This first visit was to update the household listings. The enumerator and the head of the household were to arrange a mutually convenient time for enumeration to take place during the enumeration period, from the 28th of November to the 16th of December 2016. This was to ensure that the enumerator minimized repeated visits to the households and that the households would be prepared and available to spend enough time to answer the questions. In addition, if a household was not visited, then one of the household members was asked to contact the SD so that it could ensure that the responsible enumerator followed up.

On the other hand, if a household was visited more than once within this period, then, the household should contact the SD for clarification and to prevent over counting by having a household enumerated twice.

A direct toll-free telephone line was established in the head office for teachers to call for clarification on any problem encountered during this process. A CUG (Closed User Group) was set for all tablets to enable the enumerators and supervisors to communicate freely with regards to fieldwork queries.

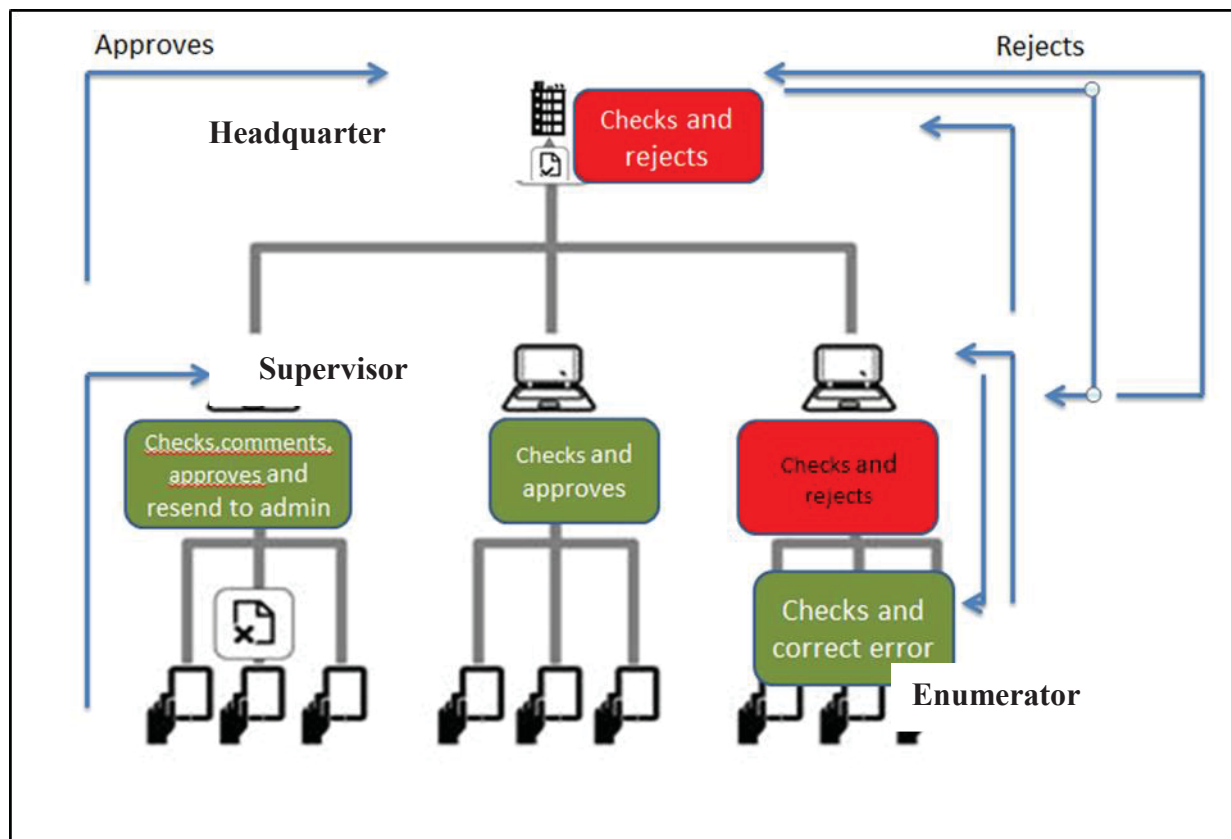
The census team worked cooperatively to distribute the tablets and other materials such as questionnaire manual, bags, umbrella and t-shirts during the training period for practicing and to use when the enumeration period began. At the end of the enumeration period the supervisors were advised to collect all tablets and accessories of their respective groups and hand in to the SD office to census team who were checking and collecting them.

2.4.9 Data Processing

Data processing was composed of different phases which include; error checking and correction through CAPI system, data cleaning and editing, and tabulation. The most distinct advantage of using CAPI (Computer-Assisted Personal Interviewing) with tablets was shown in the data processing phases. The systematic structure of the operations of the tablet system enabled the data processing to be done simultaneously with the fieldwork during the enumeration period.

Application software called Survey Solution (privileged by World Bank) was installed into the tablets to enable the enumerators to view, receive and send the questionnaire forms. Prior to that, the questionnaire was designed and uploaded to the system. Validation sequences and quality checks were implemented into the electronic questionnaire to ensure that quality and accurate data was achieved.

The diagram below shows the hierarchical system of the tablets and CAPI functioned.



The hierarchical system of the tablets was structured into 3 levels – Headquarter, Supervisor and Enumerator each with clear defined roles in the data collection and data processing procedures. The enumerators were the first hand workers in the field who were responsible for collecting and inputting the questionnaire electronically. The Supervisors were doing the detailed error checking and then headquarters be the last to do quality examination of the questionnaire. If there were errors in completing the questions the form would be electronically send back from the Supervisor or Headquarter to the enumerator to correct while in the field.

The system lessened the time and cost of the data processing phase. CAPI enabled the data to be digitalized and Survey solution enabled monitoring at the same time during the fieldwork. Electronic data was downloaded from the system immediately after the enumeration was done. The preliminary result was released at the beginning of the 2017.

Data editing and cleaning was collaborate with the assistance of SPC.

2.4.10 Post – Enumeration Survey (PES)

For the post-enumeration survey (PES) 7 census blocks were selected: 4 blocks from seven districts in Tongatapu, and 1 block from each Ha'apai and Vava'u respectively and 1 from 'Eua. The PES count in some areas recorded slightly less and some more people than counted in the actual census enumeration. While the discrepancy in population numbers of the PES compared to the census enumeration could be explained by most likely explanation is the highly mobility (emigration) of the Tongan population during period of the census and PES count.

